

A word cloud graphic featuring various terms in different colors and orientations. The most prominent word is "winning" in large, bold, dark red letters, oriented vertically on the right side. Other significant words include "budget" in large, bold, dark red letters, oriented horizontally in the center. "quality" is in large, bold, orange letters, oriented vertically on the left. "2014" is in bold, dark red letters, oriented horizontally above "budget". Other words include "improve", "opportunity", "service", "training", "community", "efficiency", and "infrastructure", all in various sizes and orientations, mostly in shades of red, orange, and brown.

**Arkansas City, Kansas**

-This Page Intentionally Left Blank-

City of Arkansas City

Budget



2014

# Budget Presentation Sections

## **Introduction- Pg.1**

Budget Team Welcome Message  
Principal Officials  
City of Arkansas City Core Values  
City Boundary Map

## **Readers Guide- Pg.9**

Reader's Guide to The Budget Document  
Purpose of Annual Budget  
2014 Budget Calendar  
General Statistical Information  
Economic Information  
Glossary of Terms

## **Manager's Message- Pg.33**

Manager's Message

## **Financial Management- Pg.43**

Purchasing Policies and Procedures  
Budgetary and Financial Planning Policies  
Organizational Chart  
Personnel Breakout Chart  
Mill Levy Information  
Sales Tax Collection Information  
Strategic Successes and Goals  
Long Range Planning and Capital Improvement Plan  
Debt Summary

## **Fund Summaries- Pg.97**

Total Revenue and Expenditure Chart  
Fund Balances  
Receipts Summary and Expenditures Detail by Fund

## **Expenditures By Dept./Div. - Pg.153**

Expenditures By Department/Division  
Performance Measures By Department/Divisions  
Funding Structure By Department/Divisions  
Personnel Structure By Department  
2014 Goals By Department/Division

## **State Budget Forms- Pg.225**

Legally Submitted State Budget Forms

-This Page Intentionally Left Blank-

# Introduction





## **Budget Team Welcome Message**

July 9, 2013

To the Honorable Mayor, City Commission, and Citizens of the City of Arkansas City:

Enclosed is the Fiscal Year 2014 Recommended Budget, the second budget we have had the privilege of developing as a budget team. Through the leadership of the governing body and the dedication and perseverance of staff, we have crafted a prudent financial plan that reflects the vision and values of the people of Arkansas City. The budget team who helped make this possible would like to thank you for your ongoing support and commitment to the creation of a healthy community for all.

*"Winning is not a sometime thing; it's an all the time thing. You don't win once in a while, you don't do things right once in a while, you do them right all the time. Winning is habit."- Vince Lombardi*

Our management team has taken to a bit of a theme over the last six months: Winning. We demand a lot out of ourselves and out of our employees. We do this because you and our citizens deserve it. We do this because it is the right thing to do. It is truly our pleasure to work for this community and to make it a better place to live, work and play.

The 2014 budget includes a flat mill levy at 68.768 mills. In 2013, the mill levy was published at 68.747; after the final valuation, the 2013 levy was set at 68.664. The mill levy is the rate at which real and personal property are taxed to provide municipal services. Remember, many of our services are funded by a mix of revenues made up of taxes, fees and other charges.

This budget is a product of the 2013 reorganization of the City which is allowing us to become more efficient and effective by the continued streamlining of our processes. With change there is always loss, however, employees continue to find the opportunity in the new structure. We continue to find ways to protect and enhance the valuable dollars our citizen's pay us to provide a quality of life the community is proud of.

Like 2013, major improvements in accounting, investing in our community's infrastructure and preparing for future public works needs in water treatment and wastewater treatment continue to be paramount. Changes in expenditure levels center on City Commission priorities of: 1) returning to core services, 2) infrastructure improvements, 3) personnel management/training and 4) improving the financial management of the community. The City received a modest valuation increase to \$49,845,023 from \$49,822,907. Most of the increase in real property was offset by a decrease in personal property, due to changes in state legislation.


In 2013, it has become apparent that major changes are projected in stormwater, water, and wastewater management and regulations. The most significant challenges are planning and developing improvements in our utility funds to meet these new mandates from the state and federal governments.

To meet these challenges, the City must anticipate necessary resources to ensure that service delivery is equitable, a better than expected quality, and provided at a reasonable cost.

As required by law and sound fiscal management, the 2014 budget must be approved and submitted to the Cowley County Clerk prior to August 25, 2013. Please contact me with questions at your convenience.

Many people aided in the construction of this budget and I wish to recognize them. Without all the work of our management team, we would not be on the path to better management.

Respectfully submitted on behalf of our 2014 budget team,



Nickolaus J. Hernandez  
City Manager



**The City of Arkansas City strives to provide a high quality of life for its citizens by furnishing a variety of efficient services in a professional, courteous manner.**



### **Statement of Organizational Values**

*We Value **Professional Ethics**, which includes:*

Honesty  
Compassion  
Fairness  
Confidentiality  
Reliability  
Stewardship of resources  
Respectfulness  
Non-discriminatory behavior  
Professionalism & personal courtesy

*We Value our **Commitment to Citizens through Customer Service**, which includes:*

Courteous interaction with the public  
Pride & ownership  
Programs that address citizen needs  
A sense of urgency and responsiveness  
A service-oriented approach to patrons  
Listening as well as hearing

*We Value a **Commitment to Excellence**, which includes:*

An ability to see the big picture  
A sense of pride  
A commitment to employee knowledge  
Employee professionalism  
Accountability  
Teamwork  
Protection of health, safety & public welfare  
A willingness to embrace change  
A commitment to organizational goals  
Clear communication

*It is our commitment to uphold these core values to the highest degree possible while representing the City of Arkansas City in carrying out our municipal duties as public servants. As a result, these values form the basis for our interactions with the general public, with other agencies and with each other. If any employee of the City has failed to meet the expectations outlined above, contact the Human Resources Director at (620) 441-4405 or by email to [mmcfarland@arkansascity.gov](mailto:mmcfarland@arkansascity.gov). Please include your name and telephone number.*

# City of Arkansas City, Kansas

## List of Principal Officials

### Elected Officials

Mayor	Jay Warren
Vice Mayor	Chad Giles
Commissioner	Dan Jurkovich
Commissioner	Jean Snell
Commissioner	Charles Tweedy III

### City Manager

Nickolaus J. Hernandez

### Finance Director

Kathleen A. Cornwell

### City Treasurer

Jennifer C. Waggoner

## Your City Employees

Even in challenging economic times, the City of Arkansas City employees continue to show commitment to excellence and care for the residents of Arkansas City. Each department/division, as outlined in this budget, has a special role in providing services to the public. Perhaps what is important to note is that this is home for our employees too—which means they stand with you in working toward creating a healthy and prosperous community.

The City's core values – what is reflected within our Statement of Organizational Values– provide us with the foundation to excel at work and as community servants. We're proud of what this statement says about us.

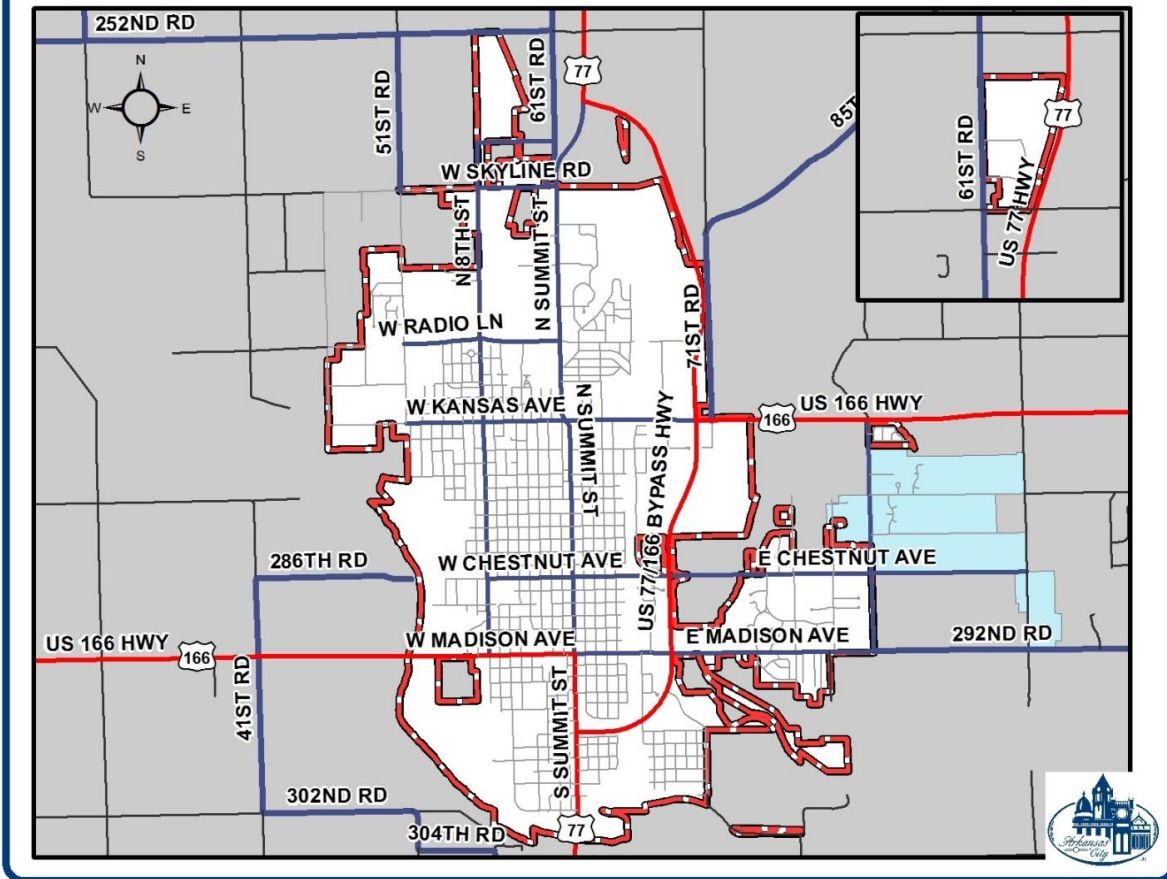
*We **Value** our **Commitment to Citizens through Customer Service**, which includes:*

- Courteous interaction with the public
- Pride & ownership
- Programs that address citizen needs
- A sense of urgency and responsiveness
- A service-oriented approach to patrons
- Listening as well as hearing



**In 2014, the City of Arkansas City's employees will continue to provide quality public services to make our hometown a great place to live, work and play.**

# CITY BOUNDARY MAP



-This Page Intentionally Left Blank-

# Reader's Guide



## Reader's Guide to the Budget Document

Elected leaders and City staff welcome the reader's involvement in City of Arkansas City government. Aware, engaged citizens are the cornerstone of excellent local government. In reviewing this budget document, readers have the opportunity to educate themselves about and become involved in the organization that most directly affects the quality of life for the Arkansas City community. Local government has an impact on every citizen's life each and every day. It is our goal to make your interaction with your local government an excellent experience—we work for you!

### **Why We Budget**

The budget document is one of the City's most essential policy and operating tools. The budget document describes how the City of Arkansas City plans to use its resources to meet the needs of the community. It is also a resource for citizens interested in learning more about the operation of their City government.

The City budget fulfills several functions:

- At its most basic level, the budget is an *accounting document*. The annual budget provides the municipality with expenditure authority and authority to levy taxes to finance those expenditures.
- The budget also serves as an *operational guide*. It identifies work programs and goals to be achieved for each department or unit in the coming fiscal year.
- At the highest level, the budget is an important *policy document*. The annual budget process is the one time during the year when all City operations and processes are reviewed in a comprehensive manner. The City reviews the needs of the community, priorities, and goals and then matches resources against those needs, priorities, and goals. Resources are limited, so choices must be made. The annual budget reflects those choices.
- Finally, throughout all levels, the budget is a *communications tool*. It is one of the means that the City uses to explain the various demands, needs, constraints, resources, and opportunities it faces. It communicates the choices made and the direction in which the City is headed.

As readers review the information in this document, they will see elements of each of these aspects of a budget.

### **Making Sense of the Budget**

The City of Arkansas City's budget document is divided into sections as summarized below. This structure gives you insight into the structure of the organization. Through the City's departments and programs, the reader can see how property and sales taxes, utility payments, and other fees flow through the organization to support the services that residents need and expect from the City.

The budget starts with several narrative sections, including the Manager's Message and the Reader's Guide. These sections provide a context for the numbers that follow.

The Financial Management section gives an organization-wide overview of the budget through units of measurement. Each figure—whether it represents dollars, people, or equipment—plays an important part in a service being provided to the community.

A detailed explanation of each section follows, as do departmental budgets.

### **Reader's Guide**

This section provides an overview of the budget process and City information to help familiarize the reader with the City and its budget. The section includes Community and General Statistical Information, Economic Information, the Purpose of Budgeting, Budget Calendar, Statutory Requirements for Budgeting, explanation of major Funds, the Financial Policies and a Basis of Budgeting & Accounting. A Citywide organization chart orienting the reader to the structure and staffing behind City programs and services is also included. The Glossary of Terms provides an understanding of the jargon used in this document and the concepts discussed herein.

### **Manager's Message**

This section contains the budget transmittal letter and budget highlights from the City Manager. It includes a discussion of the major policy issues that were considered and major changes from last year. It also discusses which future steps the City may take to address the financial outlook of the City.

### **Financial Management**

The Financial Management section is designed to give the reader a view of the entire City budget and organization. This section contains summary charts and information to provide a one-stop picture of the budget. These high-level summaries provide an easy reference for overall trends and conditions. A major fund analysis provides a quick look at changes in each fund through management discussion.

This section discusses the City's mill levy and value of the local tax dollar for easy understanding by the public. The financial indices section gives an overview of current financial standing and per capita costs of City governmental services. Debt service and debt capacity are also addressed in this section. Non-core services are addressed as a factor of mill levy cost. The financial trending projects City receipts and expenditures for general government areas of the City based on current conditions and expectations for the general fund and sales tax collections. The City uses the trends to identify future direction, anticipate needed corrective adjustments, and forecast the success of current financial efforts and efficiency management directives.

### **Summaries By Fund**

This section summarizes the historical, projected receipts by fund. This section also itemizes by object the expenditures for each fund.

### **Department/Division Summaries**

The City's operating budget is organized by major program areas: City Manager, City Attorney, Finance, Municipal Court, Public Works, Parks and Facilities, Fire-EMS and Police. Each program area functions as a City department/division containing one or more budget units.

#### **City Manager**

This section includes budget expenditures and explanatory material for the City Manager's Office, the City Commission, Human Resources and Public Information.



**Municipal Court**

This section includes budget expenditure and explanatory material for all court operations including clerk and judge responsibilities as set forth by ordinance.

**Legal**

This section includes budget expenditures and explanatory material for the legal services of one part-time, off-site City Attorney; City Attorney equipment, office, legal resources and support staff, with excess costs paid by the part-time City Attorney. This budget further pays the invoices of outside law firms, including attorneys specializing in specific areas of law and the firm of the part-time City Attorney, for additional services requested.

**Finance Department**

This section includes budget expenditures and explanatory material for the City Clerk Services, Information Technology Control, Accounting, Debt Management, and Utility Billing.

**Public Works Department**

This section includes budget expenditures and explanatory material for the Public Works Administration, Neighborhood Services Division, Environmental Services Division and Public Services Division. Public Works Administration includes engineering, fleet management, asset management, graphic information mapping and systems and emergency management. Neighborhood Services includes planning and code enforcement. Environmental Services Division includes Water and Wastewater operations. Public Services includes Streets, Stormwater and Sanitation.

**Parks and Facilities Division**

This section includes budget expenditures and explanatory material for the park system, cemetery and building maintenance functions for all City lands and facilities.

**Police Department**

This section includes budget expenditures and explanatory material for the police protection functions including patrol, community policing, code enforcement and clerical.

**Fire-EMS Department**

This section includes budget expenditures and explanatory material for Fire-Emergency Medical Services. Billing is completed through an outside contractual agreement.

**State Forms**

The State Forms section includes forms required for the City of Arkansas City by Kansas state statute to be submitted to the Cowley County Clerk each year by August 25. The County Clerk makes the levy calculations in November based upon the final valuations. The Clerk then forwards the forms to the Kansas Division of Accounts & Reports.

## Purpose of the Annual City Budget

The purpose of the budget document is to present to the public and the City Commission (legislative body) a comprehensive picture of proposed operations for the budget year in order to meet the needs of the citizens of Arkansas City.

The budget is intended to accomplish three things: (1) to provide city management with the opportunity to present its recommendations for the levels of services and methods of financing of services in the coming year; (2) to provide the most effective control possible by the legislative body over city administration; and (3) to provide city administration with the opportunity to point out various needs throughout the community. The Commission has the opportunity to judge the adequacy of the recommended programs and to set the level of City services by comparing the needs of one service over the needs of another. The Commission must also weigh the desirability of the services proposed against the burden of taxes required to finance any proposed changes.

The budget document is the single most important report presented to the City Commission during the year. Although it is primarily intended as a policy tool for the City Commission, it also serves as an aid to the citizens by providing a better understanding of the City's operating programs. The budget is built on conservative financial principles that reflect staff commitment to maintaining necessary services, improving the quality of the operation of the City, and keeping expenditures and taxpayer obligations to a minimum.

### **Budget Process**

The City's budget (fiscal) year begins on January 1 and ends on December 31 of each year. The City of Arkansas City follows an extensive process for including advisory boards and the public in the budget process.

In February, the city management considers the revenue projections for the current and upcoming fiscal year. These revenue projections become the basis for building the next fiscal year expenditure budget.

Following the annual projections of revenues, the development of the budget begins. City departments meet with the City Manager in mid-May. Together, a proposed upcoming year budget and a five-year Capital Improvements Program are developed.

Beginning in June through July, the City Manager presents the proposed next year's budget at several work sessions. In early August, the City Commission holds a formal public hearing on the proposed City Budget.

In accordance with Kansas law, at least 10 days prior to the formal public hearing and budget approval, a legal notice of the proposed budget and the Capital Improvements Program is published in the official City newspaper, the *Ark City Traveler*. Once the legal notice is published, the proposed expenditure and ad valorem tax may not be increased. After the Commission holds the public hearing, the Commission adopts the budget by ordinance. In accordance with State law, the budget is certified to the County Clerk on or before August 25. The Finance Department prepares and distributes the budget document by mid-November.

After the City Commission adopts the budget through an ordinance, the expenditure budget for any fund may not be exceeded, even though there may be available cash, unless the budget for that fund is amended. To amend a budget for a particular fund, the City Administration must publish a legal notice of the proposed amended budget at least 10 days prior to the public hearing and approval, hold the public hearing and the City Commission must then approve the amended budget through an

appropriation ordinance. The amended budget is then certified to the County Clerk.

Each month during the fiscal year, the Finance Department prepares a month-to-date and year-to-date summary of revenues and expenditures for each fund. These reports are disseminated to the City Manager's Office and City departments. The City Commissioners also receive a copy of the summary financial reports.

The City contracts with an independent audit firm to conduct an annual audit of the City's financial statements.

### **Budget Basis**

The budgets of the governmental fund types are prepared on a regulatory cash basis. Briefly, this means that obligations of the City (for example outstanding purchase orders or contracts) are budgeted as expenses when incurred, but revenues are recognized only when they are actually received.

Since the primary objective of a government is to provide services to its constituents within the guidelines of financial constraints, the purpose of the annual budget is to indicate where the money to operate that government comes from and how it will be spent within a specified period of time. An audit by an independent Certified Public Accountant at the end of the budget year is essential to demonstrate the accountability of the governmental use of the public resources.

The use of fund accounting is one of the major differences between governmental and commercial accounting. It requires separate record keeping for each individual fund. Each fund operates as a self-contained entity with its own revenue sources, expenditures, assets, liabilities and fund balance. Even though the actual cash is contained in one bank account, a "separate accounting" is kept of all funds.

### **Accounting Basis**

The City's funds are grouped into various categories for financial statement presentation purposes. Governmental funds include the general, special purpose, bond and interest and capital project and trust funds. Proprietary funds are business funds.

The City's audited financial statement, which can be viewed and accessed via the City's website, are prepared using the regulatory cash basis of accounting. This is the same approach used in the preparation of the business fund financial statements. Some funds in the audit are not included in this budget presentation as they are not required by State Statute to be budgeted. Those include the Equipment Replacement Fund, Capital Projects Fund and the Public Building Commission Fund.

The regulatory basis financial statement consists of a single basic financial statement, which is a summary statement containing all funds and related units included in the financial reporting entity and demonstrating compliance with the cash basis law. The remainder of the required financial information to be presented is considered regulatory-required supplemental information which includes: 1) a fund summary schedule containing all funds and showing compliance with the budget law for those funds required to be budgeted, 2) individual fund schedules for all funds except agency funds, with budget comparisons for those funds required to be budgeted and 3) a fund summary schedule for agency funds only showing cash balances and changes therein.

### *Major Funds*

General  
Bond and Interest  
Capital Projects  
Public Building Commission  
Water  
Sewer  
Sanitation  
Stormwater

### *Fund Descriptions*

For accounting and budget, the accounts of the City are organized on the basis of funds, each of which is considered a separate accounting entity. The operations of each fund are accounted for with a separate set of self-balancing accounts that comprise its equity, receipts, and expenditures. Governmental resources are allocated to and accounted for in individual funds based upon the purpose for which they are to be spent and the means by which spending activities are controlled. All funds listed for 2014 in this presentation are funds that have been appropriated by the governing body upon adoption.

The following is the fund structure contained in the 2014 Budget for the City of Arkansas City:

1. General - The General Fund is the principal fund of the City which accounts for all financial transactions not accounted for in other funds. The majority of the current operating expenditures of the City are financed through revenues received by the General Fund.
2. Special Purpose Funds - These funds are used to account for revenues derived from specific taxes, governmental grants or other revenue sources which are designed to finance particular functions or activities of the City. Budgeted funds include:
  - Library
  - Museum
  - Hospital Improvement Sales Tax
  - Street Improvement Sales Tax
  - Special Alcohol Program
  - Special Recreation
  - Special Street & Highway
  - Tourism and Convention
  - Equipment Replacement Fund
3. Bond and Interest - The Bond and Interest Fund is used to account for the payment of principal and interest on the City's general obligation bonds. Revenues for this purpose include ad valorem property taxes, special assessment taxes, and motor vehicle taxes.
4. Business - The Water, Sewer, Sanitation and Stormwater Funds are self-supporting in that the user fees totally support all operational and capital costs—the exception to this rule is Stormwater, which is currently not receiving enough revenues to self support. In addition, certain transfers are made from the Water, Sanitation and Sewer Fund to reimburse the General Fund for salaries and administrative costs as well as other City operational expenses.
5. Capital Project Fund- The Capital Project Fund is used to account for capital improvement projects.

*Department/Division Descriptions*

Major City funds are budgeted and managed as combinations of organizational units known as departments and divisions. Departments consist of one or more divisions and may include divisions accounted for in more than one fund. Please refer to the organizational chart in the Financial Management section for layout.

*Category Descriptions*

For managerial control purposes, budgeted expenditures of each division are accounted for with the use of six categories, those categories being: Personnel Services, Contractual Services, Commodities, Capital Outlay, Debt Service and Transfer Charges.

## 2014 Budget Calendar

Month	Item	Distributed Date	Due Date
<b>January-February</b>	Initial Revenue Projections	2/1	2/28
	Adjustment/Development of 5-Year CIP Plan	2/1	2/28
<b>March</b>	Equipment Replacement Plan Worksheets to Dept.	3/6	3/18
	Personnel worksheets to Dept.	3/20	4/8
	Budget Meeting with Department Heads		3/20
	Departments receive base budget targets and prepare operating budget request	3/20	4/8
	Departments prepare 90% Contingency Plan Budget (10% cut)	3/20	4/8
<b>April</b>	Department budget request packet due back to CM		4/8
	Budget Narrative outlining operating budget due back to CM		4/8
	<u>New Commission Takes Office</u>		4/16
	2014 Personnel budget established		4/30
	Departmental Budget Review Meetings With Budget Team		4/9-4/30
<b>May</b>	2014 Budget Alignment with Equipment Replacement Plan		5/15
	Equipment Replacement Review with City Commission		5/31
<b>June</b>	Receive preliminary assessed valuation from County		6/15
	Budget Workshop Preliminary Budget Book Preparation		7/2
<b>July</b>	Budget work session with City Commission		7/9, 7/12
	Manager presents recommended budget to City Commission		7/16
	Publish notice of budget public hearing (K.S.A. 79-2929-published at least 10 days before hearing- no later than 7/27/11)		7/25
<b>August</b>	Budget public hearings		8/6,8/20
	Budget Adoption		8/20
	Publish Budget Ordinances Send to County Clerk		8/21
<b>September/October</b>	Adopted budget book preparation finalized		9/1
	Departments receive adopted budgets		10/15
<b>November</b>			
	Final assessed valuation recorded and mill levies are calculated by Cowley County Clerk		11/30
	Submit to GFOA for Budget Award		

## **Statutory Budget Requirements**

Kansas statutes require that an annual operating budget be adopted for the general fund, special revenue funds (unless exempted by a specific statute), debt service funds, and business funds. Statute requires the budget to *balance*, meaning that estimated expenditures equal estimated revenues.

All budgets are prepared using the regulatory cash basis further modified by the encumbrance method of accounting – that is, commitments evidenced by documents such as purchase orders and contracts in addition to disbursements and accounts payable are all recorded as expenditures although the actual funds have yet to be released to the billing source.

Furthermore, the statutes provide for the following sequence and timetable in adoption of budgets:

- a. Preparation of budget for the succeeding calendar year on or before August 1<sup>st</sup> of each year.
- b. Publication of proposed budget on or before August 5<sup>th</sup> of each year.
- c. A minimum of 10 days notice of public hearing, published in official newspaper, on or before August 5<sup>th</sup> of each year.
- d. Public hearing on or before August 15<sup>th</sup> of each year.
- e. Adoption of final budget on or before August 25<sup>th</sup> of each year.

### **Amending the Budget**

Supplemental appropriations and transfer among budget categories occasionally modify original appropriations. In order to amend the budget, the proposed amendment must appear in the official City newspaper at least 10 days prior to a public hearing.

Citizens also may address the City Commission at the hearing. After the hearing the Commission may then vote to amend the budget. Approved amendments are then submitted to the State Division of Accounts & Reports for record.

### **Public Participation**

Kansas law requires the opportunity for public input and participation throughout the budget process. All budget meetings and City Commission meetings are open to the public and are advertised as such.

Citizen participation in local government need not be limited to the budget process. It is the right of all citizens to participate in the governing organizations that affect them. Among other avenues, citizens may wish to become involved through their elected representative(s), by attending public meetings, or directly by giving input, serving on an advisory board, committee, or the governing body.



# **General Statistical Information**

## **Concerning the City of Arkansas City, Kansas**

### **Size and Location**

The City of Arkansas City, Kansas is located in Cowley County at the confluence of the Arkansas and Walnut rivers in south central Kansas near the Oklahoma border encompassing 9.3 square miles. Arkansas City, surrounded by rich farm and ranch land is approximately 60 miles southeast of Wichita. Population is estimated at 12,000. Note: see City Boundary Map

### **Government and Organization of the City**

By election of the people the City of Arkansas City adopted the Commission-Manager form of government in 1930. The Commission-Manager plan is the system of local government that combines the strong political leadership of locally elected City Commissioners with the strong managerial experience of an appointed local government manager. The plan establishes a representative system where all power is concentrated in the elected commission as a whole and where the commission hires a professionally trained manager to oversee the management of the City's operations and its delivery of public services; three of the City's Commissioners are elected on the first Tuesday in April of every odd numbered year. Each election, the two candidates receiving the highest number of votes receive four year terms and the candidate with the third highest number of votes receives a two year term.

### **Municipal Services and Utilities**

The City owns and operates its own sanitation, water, wastewater, stormwater management utility systems. Westar Energy and Kansas Gas Service supply electricity and natural gas to the City. Telephone and cable service is provided by AT&T and Cox Communications, Inc. which operate under franchises with the City.

The City's Fire/EMS Department provides continuous full-time protection and ambulance services to the City. The Arkansas City's Police Department provides policing services.

### **Transportation Facilities**

The City is served by the Burlington North & Santa Fe Railway Co. and the Strother Field airport with a 5,500 ft. concrete lighted runway.

Two highly traveled federal highways intersect at the City: U.S. Highways 77 and 166. Over 100,000 trucks with origination at or destination to the City utilize these two highways annually. Also, the City has direct access to Interstate 35 which extends from Kansas City, Kansas to the Oklahoma border where it connects with a free four-lane interstate highway to Oklahoma City and south to Dallas and Fort Worth, Texas.

### **Cowley County College**

Cowley College, located in Arkansas City, is a community college and a vocational/technical school. Cowley College began in 1922 in the basement of Arkansas City High School and was fondly known as Basement University by students and staff. The facility has transformed over the years to a cutting edge institution recognized across the nation for the quality of its classrooms and the success of its students. It now has six locations and offers more than 70 majors and degree possibilities.

### **Medical and Health Facilities**

The largest health care facility in the area is the South Central Kansas Medical Center located a few miles north of the City in a brand new facility which completed construction in 2011 supported by the Public Building Commission and a ½ cent sales tax increase beginning in April of 2009. The City has three nursing facilities, the Presbyterian Manor, Sterling House and Medical Lodge East. There are currently eight full time physicians and fourteen part time physicians practicing in the City.

### **Recreational Facilities**

Arkansas City has an abundance of recreational programs, parks and events. Programs include football, baseball, volleyball, softball, tennis, soccer, bowling, golf, swimming and more. A Hike/bike trail was recently completed around the City. With a “Tree City USA” designation the City has seventeen parks, a public swimming pool, and such water attractions as Veteran’s Pond, Walnut Park, and Knebler Pond. Chaplin Nature center is within easy driving distance and boasts 230 acres of creeks, prairies, forests, and natural trails. Arkansas City has rental facilities that will hold both small and large groups. In 2010, the community committed financial assistance to the Arkansas City School District USD 470 in the completion of a new sports complex.

## Economic Information Concerning the City of Arkansas City, Kansas

### Employment

Some of the major employers in the Arkansas City Area are Creekstone Farms Premium Beef, producer of USDA Certified Black Angus Beef; KanPak, a global leader in the aseptic packaging of cold and frozen beverages, coffees and desserts; General Electric, aircraft and heavy equipment repair service; Cowley Community College, a fast growing community college; USD 470 School District; and South Central Kansas Medical Center.

### Labor Force 2012

In 2011, unemployment was 6.6% in Cowley County and 6.5% for the State of Kansas. Statistics showing improvement for 2012 are as follows:

	<u>Labor Force</u>	<u>Unemployment Rate</u>
Arkansas City Area	5,498	5.2%
Cowley County	18,533	5.7%
State of Kansas	1,489,443	5.7%

*Source: Kansas Department of Labor*

Listed below are the major employers located in the City and the number employed by each:

	<u>Major Employers</u>	<u>Product/Service</u>	<u>Number of Full- &amp; Part-time Employees</u>
1.	Creekstone Beef	Beef Packing Plant	720
2.	Unified School District No. 470	School District	435
3.	Kan-Pak LLC	Milk Base Products	208
4.	Walmart	Retailer	200
5.	Cowley County Community College	College	185
6.	South Central Kansas Medical Center	Hospital	160
7.	City of Arkansas City	Municipality	134
8.	Skyline Corporation	Manufacturer of Modular Homes	102
9.	ADM Milling	Flour Mill	80
10.	RCB Bank	Banking	64

*Source: Cowley First Economic Development Partnership*

## Housing

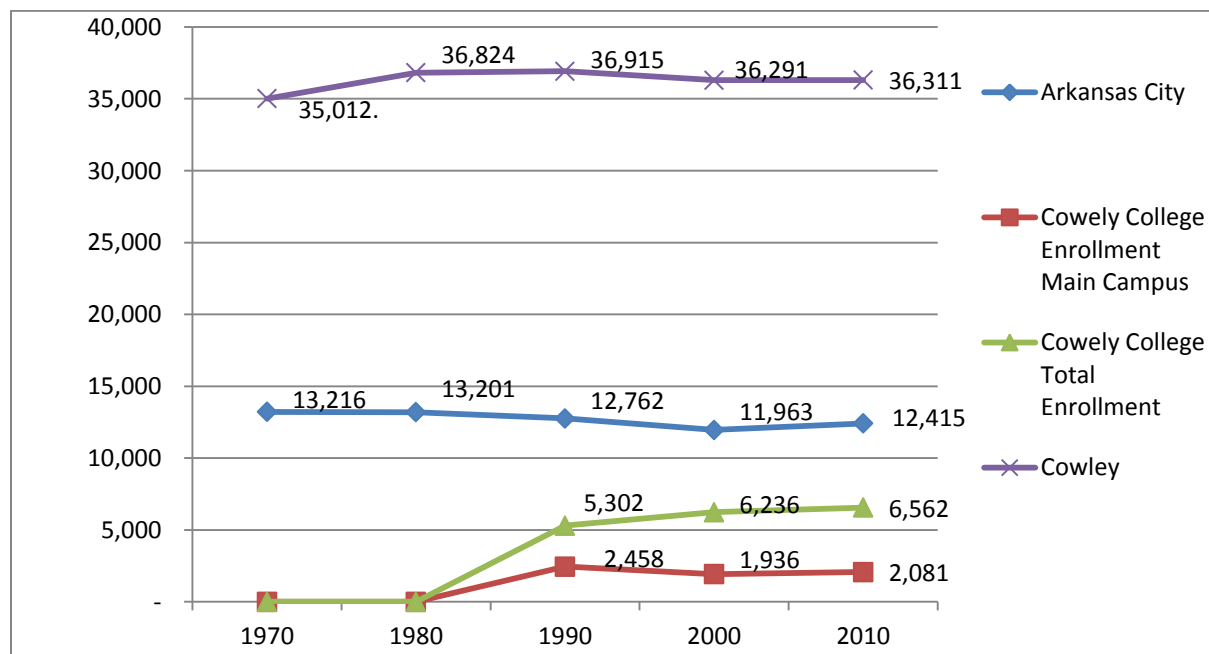
The housing and construction industry has been slow in Arkansas City for new construction. Estimated median housing in Arkansas City is \$58,000. In March of 2012 the cost of living index in Arkansas City was 78.2 (low) US Average was 100.

## Population Trends

<u>Year</u>	<u>Population</u>	<u>Change</u>	<u>Percent Change</u>
<b>2001</b>	11,712		
<b>2002</b>	11,971	+259	2.16
<b>2003</b>	11,697	-274	-2.34
<b>2004</b>	11,556	-141	-1.22
<b>2005</b>	11,286	-270	-2.39
<b>2006</b>	11,114	-172	-1.55
<b>2007</b>	11,111	-003	-0.03
<b>2008</b>	11,023	-088	-0.08
<b>2009</b>	10,977	-046	-0.42
<b>2010</b>	12,415	+1,438	+11.58
<b>2011</b>	12,405	-015	-0.00
<b>2012</b>	12,340	-060	-0.01

Source: Cowley First, Cowley College, U.S. Census Bureau

Population has remained a steady trend over 40 years in Arkansas City and Cowley County. Over the decade of 2000-2010 the population increased approximately 6%. In the next section, particular note should be made of the rapid increase in enrollment at Cowley College. Cowley College has off campus locations in Mulvane, KS and Winfield, KS and is also available online. This junior college is supported by Cowley County and the State of Kansas and is known for excellence in education. The multiplier effect of this institution continues to be an important factor in the local economy.



## Education

Unified School District No. 470 operates six elementary schools, one middle school serving grades 6, 7 and 8, and one senior high school. In addition, there are three private schools located in the City. The rapidly expanding Cowley County Community College /Vo-Tech School is located in the City and provides a two-year curriculum and vocational and technical courses of study. Listed below is a summary of the District's and Cowley College's enrollment:

<u>School Year for USD 470</u>	<u>Total enrollment</u>
2002	3,042
2003	3,060
2004	3,012
2005	2,987
2006	2,908
2007	2,956
2008	2,933
2009	2,875
2010	2,797
2011	2,765
2012	2,281

Source USD 470 website

<u>Cowley College School Year</u>	<u>Main Campus Enrollment</u>	<u>Total College Enrollment</u>
1990	2,458	5,302
2000	1,936	6,236
2010	2,081	6,562

Source Cowley College

## Major Taxpayers

The following table sets forth the ten largest taxpayers in the City for taxes levied in the most recent tax collection period:

<u>Taxpayer</u>	<u>Assessed Valuation</u>	<u>Taxes Paid</u>
Creekstone Farms	\$ 3,721,078	\$ 704,288.44
Walmart	2,015,066	381,391.54
KG&E	1,516,871	287,098.18
ADM	1,191,785	225,569.16
Kansas Gas Service	956,089	180,958.98
Kan-Pak	715,495	135,421.76
BNSF	659,469	124,817.70
RCB Bank	581,406	109,996.76
Southwestern Bell	543,074	102,787.62
Union Pacific	481,159	91,068.98

Source: Cowley County Clerk

**Arkansas City Building Construction:**

The number and value of building permits for the years shown as follows:

<b><u>Year</u></b>	<b><u>Permits Issued</u></b>	<b><u>Total Valuation of Permits Issued</u></b>
<b>2002</b>	227	\$4,056,310
<b>2003</b>	245	\$2,356,057
<b>2004</b>	242	\$7,497,682
<b>2005</b>	319	\$12,808,452
<b>2006</b>	257	\$5,744,791
<b>2007</b>	306	\$9,179,433
<b>2008</b>	357	\$3,921,859
<b>2009</b>	750	\$38,997,833
<b>2010</b>	608	\$25,780,091
<b>2011</b>	100	\$16,046,446
<b>2012</b>	472	\$6,897,498

*Source: Public Works Department*

**Financial Institutions**

There are currently 21 banking offices in Cowley County. Below you will find bank deposits at banks for a 10 year period.

<b><u>Year</u></b>	<b><u>Cowley County Total Deposits</u></b>	<b><u>Market Share for State of Kansas</u></b>
<b>2003</b>	519,425,000	1.16%
<b>2004</b>	544,050,000	1.17%
<b>2005</b>	572,649,000	1.19%
<b>2006</b>	549,195,000	1.08%
<b>2007</b>	564,573,000	1.04%
<b>2008</b>	548,603,000	0.95%
<b>2009</b>	540,883,000	0.94%
<b>2010</b>	575,902,000	0.96%
<b>2011</b>	580,232,000	0.95%
<b>2012</b>	589,387,000	0.94%

### **Annexation**

In April of 2006 the City annexed 170.6 acres to its north known as Patterson Parkway. It is zoned B-2 and is the location of Arkansas City's new hospital, South Central Kansas Medical Center and an outpatient services building.

Properties were annexed in 2004 along East Kansas which were connected to the Kansas Overpass project. In 2007, 121.45 acres were annexed for the Kansas/BNSF Overpass Project to complete the project.

The City's intentions in annexing these areas were:

1. To provide orderly growth and prosperity in the area.
2. To plan and provide public service facilities on a rational and economic basis.
3. To bring fringe areas within the City's land use control.
4. To subject the fringe areas to the City's police power regulations.
5. To regulate and deliver health and sanitation services to the fringe areas.
6. To ensure that the residents of the fringe areas who benefit from many of the facilities provided by the City bear their full share of the costs.

### **Annual Financial Reporting**

The City's budget process is managed by the City Manager with each department head responsible for preparing their respective department's proposed segment. Budget-to-actual relationships are monitored throughout the year by the respective department and the Finance Department. Annual audits are prepared and distributed in accordance with bond covenants and sound financial practices.

## Glossary of Terms

**Accrual:** An accounting method which reports income when earned and expenses when incurred as opposed to cash basis accounting which reports income when received and expenses when paid.

**Activity:** Specific of distinguishable type of work performed by a component of government for the purpose of accomplishing a function for which the government is responsible.

**ADSAP:** Alcohol Drug Safety Action Program (Special Alcohol Fund). This money is, maintained by the state. We are required by statute to have the program. Funds are earmarked for specific alcohol and drug related expenses.

**Administrative:** Pertaining to management and carrying out of laws and functions, as opposed to legislative and judicial.

**Adopted Budget:** The budget that is approved by the City Commission. The adopted budget becomes effective January 1.

**Ad Valorem Tax:** A tax levied on the assessed value of real and personal property (also referred to as the property tax).

**Agency and Trust Funds:** Funds established to account for cash and other assets held by a municipality as agent or trustee. Such funds are not assets of the municipality but, through the operation of law or by agreement, the municipality is responsible for their accountability.

**Allocation of Funds:** To set aside funds for a specific purpose or program.

**Amendment:** A change or addition which changes the meaning or scope of an original formal document. Often these are laws or regulations. However, plans or specifications can also be amended.

**Amortization:** The gradual elimination of a liability in regular payments over a specified period of time.

**Appraised Value:** The market value of real property, personal property, and utilities as determined by the County Appraiser.

**Appropriation:** Expenditure authority approved by the governing body with specific limitations as to the amount, purpose, and time.

**Assessed Value:** The official value placed on real estate, personal property, and utilities as a basis for levying taxes. The value is determined by applying a mathematical factor to the appraised value. The value is also determined by the property classification; residential real estate is assessed at 11.5%.; commercial real estate is assessed at 25%.

**Assessment:** The value placed on an item of real or personal property for property tax purposes. The rate of tax times the assessed value equals the amount of tax levied on the property. Also a special tax levied on the property within a special assessment district.

**Assets:** Property owned by the City which has monetary value.

**Audit:** An examination of the financial activities of an agency and the report based on such examination.



**Balanced Budget:** By statute, cities in Kansas are required to submit a balanced budget to the State. The City of Arkansas City's budget is considered balanced when revenues plus unencumbered cash equals expenditures in all appropriated funds for a fiscal year.

**Basis of Accounting:** The method used to determine when revenues and expenditures are recognized for accounting purposes.

**Bond:** Process for the long-term borrowing of funds. Arkansas City uses bonds to finance large capital projects. Lenders, the purchasers of the bonds, are repaid the principal amount in annual installments and accrued interest semi-annually.

**Budget:** A plan of financial operation including an estimate of proposed expenditures for a given period and proposed means of financing them. In Kansas, counties, cities, townships, and most special districts use the calendar year as the budget period.

**Budget Adoption:** A formal process by which the budget is approved by the governing body.

**Budget Amendment:** The legal means by which an adopted budget may be increased. The budget may only be increased with revenues other than ad valorem taxes. The amendment process follows similar steps as the budget adoption.

**Budget Calendar:** Schedule of key dates or milestones followed by City departments/ divisions in the preparation, review, and administration of the budget.

**Budget Law:** Many Kansas statutes relate to municipal budget law. The main statutes, collectively called the budget law, are contained in K.S.A. 79-2925 to 79-2937. The statutes are available on line at <http://www.kslegislature.org/cgi-bin/statutes/index.cgi>.

**Budget Message:** Opening section of the budget which provides the City Commission and public with a general summary of the most important aspects of the budget, changes from current and previous fiscal years, and recommendations of the City Manager.

**Budget Publication:** A legal step towards formal budget adoption. To meet legal requirements, the public must be notified of budget proposals via local print media.

**Capital Improvement Plan (CIP):** A long-term plan for expenditures which result in the acquisition of land, improvements to existing facilities, and construction of streets, sewers, storm drains, park facilities, and other infrastructure and public facilities.

**Capital Improvement Funding:** Established to account for resources legally set aside for anticipated capital expenditures, including construction, purchase or replacement of, or addition to, municipal buildings, equipment, machinery, motor vehicles or other capital assets.

**Cash Basis Law:** A statute, K.S.A. 10-1116, which requires that cash be on hand before incurring an obligation. Most city and county funds fall under this requirement.

**Cash Basis Reserve:** An amount of money budgeted in the bond and interest fund to assure there is adequate cash flow to meet principal and interest payments. It is only in the proposed budget year column and is limited to one year's principal and interest payment.

**Carryover:** Established funds have carryover listed as a revenue source. This indicates the balance of unspent funds brought forward from the end of one fiscal year to the beginning of the next. This practice follows principles of sound fiscal management.

**Certification:** A formal, written declaration that certain facts are true or valid.

**Certification of Participation (COP)** Certificates of Participation are defined as lease financing agreements in the form of tax exempt securities similar to bonds.

**City Manager:** The chief executive of the municipality in the commission-manager form of government, appointed by the Commission. Implements policy decisions set by the Commission.

**City of the Second Class:** Kansas statute provides for three classifications of cities based on population size. Classification of cities originally helped establish the powers and duties of each incorporated city. However, now all cities in Kansas have the same powers as a result of the Constitutional Home Rule Amendment passed in July 1961 (see also Home Rule). Though classifications have remained in statute and in municipal culture as a historical remnant, they serve as a general reference tool for the size of a city.

**Comprehensive Plan:** A generalized, coordinated land use policy statement of the governing body of a city consisting of maps and descriptive text covering objectives, principles and standards used to develop the plan. A comprehensive plan must include a plan, scheme, or design for (at least) the following elements: land use; housing; capital facilities; utilities; natural resource lands and critical areas.

**Commodities:** Supplies required by the municipality in order to perform services to its citizens.

**Contractual Services:** Costs of services provided by external entities.

**Commission:** Elected officials of a city who set the general policies under which the city operates.

**Debt Service:** The annual payments required to repay debt issued including interest and principal.

**Defeasance:** The process to authorize the retirement of bonds prior to the originally anticipated end date.

**Department:** A functionally similar group of city divisions.

**Depreciation:** A non-cash expense that reduces the value of an asset as a result of wear and tear, age, or obsolescence. Most assets lose their value over time (i.e. they depreciate) and must be replaced once the end of their useful life is reached.

**Disbursement:** The actual payout of fund; expenditure.

**Division:** An organizational unit that is functionally unique in the delivery of services. A Division may contain one or more programs.

**Employee Benefits:** Social Security, retirement, unemployment compensation, and health/life/dental insurance for eligible employees paid by the City of Arkansas City through the payroll process.

**Encumbrance:** Commitment related to unperformed or performed contracts for goods or services but for which payment has not been made.

**Enterprise or Business Fund:** Governmental activities that can be operated most like a commercial business are referred to as enterprise activities and are accounted for in enterprise funds. Arkansas City's enterprise activities include water, stormwater, sanitation, sewer utilities. Expenditures are matched with revenue from service charges to ensure the program is self-supporting.

**Equipment Reserve Fund:** A long-range plan to budget and pay for the acquisition of depreciable items of significant cost (i.e. vehicles, major equipment, information technology, etc.).

**Expenditure:** An outlay of cash for the purpose of acquiring items or providing a service.

**Fees:** General term used for any charge levied by local government in connection with providing a service, permitting an activity, or imposing a fine or penalty. Major types of fees include building permits, fines, and user charges.

**Fiscal Year:** Period used for accounting year. The City of Arkansas City has a fiscal year of January 1 through December 31.

**FTE:** Abbreviation for Full Time Equivalent. Staffing levels are measured in FTE's to give a consistent comparison from year to year. In most cases, an FTE is one full-time position filled for the entire year; however, in some instances an FTE may consist of several part-time positions.

**Franchise:** A special privilege granted by a government, permitting the continued use of public property, such as city streets, and usually involving the elements of monopoly and regulation

**Fund:** An independent fiscal and accounting entity for recording expenditures and revenues, comparable to an individual bank account. Funds are established for specific activities and are subject to special limitations.

**Fund Balance:** *See Carryover*

**General Fund:** The fund that accounts for all revenues and expenditures which are not accounted for in specific purpose funds. It finances the ordinary operations of the City.

**General Obligation Bond:** A financial instrument giving borrowing power to a municipality, based upon pledging of taxing power to retire the debt and pay interest.

**Generally Accepted Accounting Principles (GAAP):** Uniform standards and guidelines for financial accounting and reporting.

**Governing Body:** The elected officials of the City including the mayor plus Commission members.

**Governmental Funds:** Funds generally used to account for tax-supported activities. There are five different types of governmental funds: the general fund, special revenue fund, debt service fund, capital projects fund, and permanent funds.

**Grant:** A monetary contribution by a government or an organization to financially support a particular function or purpose.

**Home Rule:** The ability of cities to govern themselves independently from the state government. Cities must still abide by state laws. Kansas passed the Home Rule Amendment to the state constitution in 1961.

**Interest:** Fee charged by the lender to a borrower for use of borrowed money.

**Industrial Revenue Bonds:** The bond issue is created and organized by a sponsoring government, with the proceeds used by the private business. The business is responsible for bond repayment. The sponsoring government holds title to the underlying collateral until the bonds are paid in full. This arrangement provides tax exempt status to the bonds, and many times a property tax exemption on the collateral. The sponsoring government is not responsible for bond repayment and the bonds do not affect the government's credit rating.

**Investment Income:** Interest earned on public funds being held until expended. Investments can only be made in instruments specified by state law.

**Kansas Municipal Audit and Accounting Guide:** a guide mandated by K.S.A. 75-1123 that is annually revised to assist the independent auditor in conducting audits in the state of Kansas. Auditors of Kansas' governmental entities reporting on the regulatory (formerly statutory) basis use this guide.

**KDOT-** Kansas Department of Transportation.

**Levy:** A compulsory collection of monies or the imposition of taxes. The total amount of taxes, special assessments, or service charges imposed by a government to support governmental activities.

**Line Item:** The most detailed unit of budgetary expenditures listed in the City of Arkansas City budgets. Line items are tracked by four-digit object codes.

**Mill:** A monetary unit used to express the property tax rate. One mill is equivalent to one-thousandth of a dollar, or \$1 of tax per \$1,000 of assessed value.

**Modified Accrual:** An accounting method which reports revenues when they are subject to accrual, i.e. both measurable and available. Available means collectable within the current period or soon enough thereafter to be used to pay liabilities of the current period.

**Motor Vehicle Tax:** The County Appraiser is required to determine the value of motor vehicles and place them within statutorily prescribed classifications. The value of a motor vehicle is multiplied by the assessment rate of 20% to produce the tax value. The County Treasurer is required to collect the tax and distribute it among all taxing subdivisions including the City of Arkansas City.

**Operating Budget:** A one-year budget approved by the City Commission that includes appropriations for direct services to the public including wages and benefits, materials, services, and equipment.

**Ordinance:** An enforceable law or statute enacted by a city, town or county. See Resolution.

**Performance Measure:** A quantitative means of assessing the efficiency and effectiveness of services performed by departments and divisions.

**Principal:** The amount borrowed or the amount borrowed which remains unpaid.

**Public Hearing:** A meeting or portion of a meeting set up to give members of the public a chance to speak on a particular subject such as the proposed annual budget. Kansas requires cities to hold at least one public hearing prior to the adoption of the budget or an amended budget.

**Recommended Budget:** City budget developed by the City Manager and submitted to the City Commission for its deliberation.

**Reserved Fund Balance:** Those portions of fund balances that are not appropriable for expenditure or that are legally segregated for a specific future use.

**Resolution:** An act that is typically less formal than an ordinance, expressing the opinion or mind of the governing body, and generally dealing with matters of a special or temporary character or setting policy.

**Revenue:** A source of income which finances governmental operations.

**Revenue Bonds:** Bonds issued by a municipality to be paid exclusively from the revenue derived from the operation of a utility. K.S.A. 10-1201.

**SRO- School Resource Officer-** A police officer assigned to the Arkansas City School for drug and violence education and prevention.

**Sinking Fund:** Established to account for the accumulation of money providing for the retirement of bonds and the payment of interest. See also Defeasance.

**Special Assessments:** Charges assessed against property in a special district formed to pay for specific capital improvements such as streets, sewers, curbs, and gutters. While charges are normally assessed on the basis of the square footage of the lot, charges alternatively may be assessed against the value of the lot, or on the basis of both lot square footage and value.

**Special District:** A designated geographic area in which a tax is levied to pay for specific capital improvements such as streets, sewers, curbs and gutters, because of the benefit derived from the improvement.

**Special Revenue Funds:** Funds used to account for proceeds of specific revenue sources that are legally restricted to expenditures for specified purposes.

**Tax Year:** The calendar year in which ad valorem taxes are levied to finance the following calendar year budget. For example, taxes levied in 2013 finance the 2014 budget.

**Equipment Replacement Fund:** A long-range plan for expenditures which result in the acquisition of vehicles or major equipment.

**16/20 Vehicle Tax:** The State of Kansas collects tax on larger vehicles and distributes a portion to cities. The revenue is collected in the City's tax levy funds.

# Manager's Message



## Manager's Message



Honorable Mayor Warren and  
City Commissioners Giles, Jurkovich, Snell and Tweedy:

*"For every minute, the future is becoming the past" - Thor Heyerdahl*

I am pleased to provide you with a recommended 2014 Annual Budget for the City of Arkansas City. This budget is one that continues the work from the Commission priorities of 2013. Your vision for this community is what drives this community. I appreciate your commitment to continue to make difficult decisions that are focused not only on the people you serve today, but also reflect your obligation to the future generations of this community.

This spending plan for the community is one of continued caution. Overall, the state and local economy is expected to continue a recovery. Most forecasts predict slow growth until 2016 or 2017.

*"The status quo, you know, is Latin for 'the mess we're in'" - Ronald Reagan*

Webster's defines the "status quo" as the "existing state or condition." Whatever the status quo is, we must live with it. Economic indicators will continue to affect the way we do business. As the economy recovers and revenues begin to rebound modestly over time, the size of our reduced operation will allow for corrections in fund balances and our ability to handle much needed capital improvements in both equipment and infrastructure. Generally, 2014 revenue estimates continue to be flat.

I am excited about the future of Arkansas City and it is my pleasure to serve you and the community as we make strides into the future. Good things are happening. What is rewarding is that others see the good things going on in Arkansas City and want to be a part of the community. Here are a few examples.

- Major efficiencies have begun to be realized from our reorganization in 2013.
- Community members participated in a community wide survey that gauged the community's desires and hopes for the future.
- Citizens have come together to complete a new Comprehensive Plan, Subdivision Regulations/Zoning Requirements and will also complete a ranking of Capital Improvement Projects.
- We have completed audits for years 2010, 2011 and 2012 in the last 15 months.
- Purchase agreements were signed on the old hospital facility and we have strong interest for development at Patterson Park.
- New businesses have begun to open in Arkansas City and remodels/renovations have been initiated for many others.
- Over 900 cyclists and crew members stopped in Arkansas City during Kansas' largest cycling event.

## BUDGET APPROACH

The following guiding principles and commission priorities are reflected throughout the recommended budget:

- Return to the Core Functions of the City.
- Address infrastructure needs.
- Increase professional training for employees.
- Improve financial management of the City.
- Maintain the current mill levy.

The 2014 Budget reflects months of analysis and meetings with senior staff and the management team. The decisions reflected in our expenses are not designed to be the final word, but rather a guiding document for the upcoming year.

## ARKANSAS CITY'S FINANCIAL POSITION

### *Revenue Projection Assumptions*

- **Property Tax.** Property tax revenue in the general fund is expected to increase slightly from \$1,919,449 in 2013 to \$2,177,255. This is a shift of the property tax dollars back into the general fund after the increase in the Bond and Interest Fund for 2013 to fund projects completed in 2010. In 2014, principal and interest obligations in the Bond and Interest Fund are reduced.

Overall property tax revenue is expected to increase to \$3,427,732 from \$3,420,966. This budget uses a projected mill levy of 68.768 mills, which is .11 higher than the previous certified mill of 68.664. The assessed valuation as of July 1<sup>st</sup>, adjusted for estimated appeals, is used as a basis for the forecast of property tax revenue. The valuation for the 2014 budget year (2013 value) is \$49,845,045, a nominal increase from \$49,822,907 for the 2013 budget year. Most of the increase in real property for 2013 values was offset by a decrease in personal property.

- **Fund Balance.** Fund balance, which is essentially the cash carryover from the prior year, for all funds increased from \$10,612,643 at December 31, 2011 to \$11,644,020 at December 31, 2012. Most of the cash carryover is found in the City's proprietary funds.
- **Special Assessments.** Budgeted special assessments are estimated to increase from \$80,000 in 2013 to \$220,000 in 2014. This increase begins collecting the assessments levied to fund the infrastructure improvements related to Patterson Park in 2010, for which General Obligation bonds were issued in 2013. In general, assessments are levied to pay for infrastructure in developing areas throughout the city. The Finance Department tracks outstanding assessment issues and compares with estimates provided by the County Clerk.
- **Sales Tax.** Arkansas City receives sales tax revenue from three different levies, a Hospital Improvement Sales Tax of ½%, a Street Improvement Sales Tax of ½% and a city-wide 1% sales tax which is allocated into the general fund for police and fire protection as set by Arkansas City ordinance. Sales tax collections were down 2% in 2012 from 2011 and are projected to come in just above the 2013 budgeted numbers of \$3,157,000. With this year's projection and an improving picture for disposable income on a local and national level, we project a 2% increase from 2013



levels for the 2014 budget. This projection still puts sales tax collections below 2011 collections which were a peak.

In addition, the State of Kansas levies a 6.15% sales tax and Cowley County levies a ¼ % sales tax for the financing of the Cowley County Emergency Communications/South Annex Renovation project.

- **Fines /Charges/Fees.** The majority of this revenue comes from utility service fees. 2012 actuals were 7,237,030 compared to 6,970,761 in 2011. 2014 fees collections are projected to remain flat.
- **Franchise Fees.** Staff develops estimates of franchise fees based on trends from current receipts and projected changes to the corresponding utility rates. Total franchise fees are budgeted differently in 2013. Previously fees had been budgeted as direct revenues to the general, debt service, street maintenance 22, and economic development funds. In 2013 and 2014 the only fund receiving franchise fees is the general fund. Franchise fees are expected to decrease slightly in 2014 to a total of \$1,200,000 from 1,331,000 published in 2013.
- **Building Trades Permits.** In late 2012 and into 2013, building projects in Arkansas City began to increase. New home construction remains low with 4 housing starts in as of September 2013 compared to a total of 6 in 2012 and 5 in 2011.

Building permits are issued to qualified individuals and companies to do repairs, remodels, new construction or demolitions. The cost of permits is based on the estimated cost of the project or a set fee, depending on the type of project. The bulk of permit revenue is from building permits. All construction in the city must be issued a permit based on the cost of construction.

License revenue arises from the City's regulation of certain activities (e.g., plumber, electrician). A person or organization pays a license fee to engage in the activity for a specified period. The most common licenses and permits are electrical and plumbing. A complete fee structure is available in the Comprehensive Fee Schedule on the city's website at [www.arkcity.org](http://www.arkcity.org)

#### ***Expenditures Projection Assumptions***

- **Staffing.** Staffing is anticipated to be down slightly from 147 to 142 full-time employees in 2014. This includes a reduction in dispatch employees as Cowley County will assume dispatch services for the community. Additionally, one additional school resource officer has been budgeted with the wages coming from USD 470 and benefits from the City and one firefighter. The Public Services Division is budgeted to reduce from 16 full time employees to 14 full time employees.
- **Employer Health and Dental Contributions.** Health and dental insurance costs have come back from our providers at a decreased premium rate from 2013 of approximately 2%. Due to increasing costs for service expected from the federal changes in healthcare law, the City anticipates increases in the future. We are currently utilizing Blue Cross Blue Shield and Delta Dental for our health benefits provision. 2013 costs increased 3%.

- **Maintenance and Operations Costs.** The City has moved all maintenance operations for City facilities and grounds under the new Parks and Facilities Department. Combining inventories and sharing personnel costs for these areas continues to be a money saver.
- **Capital Projects.** Infrastructure planning and completion for several projects have been programmed into this budget. Scheduled projects include: the water treatment plant, Sanitation Services update, water meter replacement, and a major street improvement project (utilizing the 2009 Street Improvement Sales Tax). Commission and community direction will help determine the pace of these projects.

As important as these new capital undertakings, is the responsibility of the City to maintain existing City assets, The capital improvement program includes a number of ongoing programs and one-time projects to perform regular maintenance on infrastructure and to replace those assets that have reached the end of their useful lives.

- **Fuel Costs.** Fuel cost in the 2013 budget increases modestly. No funds have noteworthy increases. During the planning stages alone for the 2014 budget, prices have fluctuated from near \$4.00/gal. to \$3.20.
- **Equipment.** For 2013, the City has budgeted funds for equipment replacement with most being accounted for in the public works department. The City has completed a listing of all equipment and has staged replacement by year until 2040. Available resources and priority will always dictate what pieces of this plan are funded. Specific improvements can be found on the capital outlay sheet in this budget document. Total capital outlay for the City is scheduled to be \$1,824,300 for 2014.
- **Debt Service.** Debt service property tax is anticipated to decrease to \$752,066 from \$1,119,712 in 2013. This decrease in debt service is due primarily to the deletion of the 2003 Series bonds that will be repaid at the end of 2013. New debt payments for Patterson Park improvements are anticipated to be supported by special assessment collections which start in December 2013. Future debt obligations on the horizon include upgrades in water and wastewater treatment facilities due to new mandates and current age of existing facilities.
- **Employee Wages**  
Opportunity for merit increases in employee wages has been budgeted for the 2014 budget year. The 2013 budget year to date has had an average merit increase of 2.15%. In 2012, that percentage was 3.4%. This budget contains a 4% pool.
- **KPERS/KP&F**  
KPERS and KP&F, state pension plans we participate in, continue to strain our budget capabilities when it comes to personnel management. KP&F (police and fire) increases alone for the 2014 year are adding approximately \$150,000 to the budget in 2014. These rates are affected not only by how many retirements and disability claims we contribute to the pool, but also are affected by an aging

workforce that is retiring in mass. Employee contributions have increased nominally compared to the increase for the employer.

KP&F		KPERS	
Year	Rate (%)	Year	Rate (%)
2004	11.81	2004	3.22
2005	13.99	2005	3.41
2006	14.60	2006	3.81
2007	14.58	2007	4.31
2008	13.88	2008	4.93
2009	13.51	2009	5.54
2010	12.86	2010	6.14
2011	14.57	2011	6.74
2012	16.54	2012	7.34
2013	17.26	2013	7.94
2014	19.92	2014	8.84

\*Does not include  
Disability Insurance  
Rate

### **Selected Major Funds**

The City maintains the following funds used to provide City services:

- General Fund
- Bond and Interest Fund
- Stormwater Fund
- Water Fund
- Sewer Fund
- Sanitation Fund
- Special Recreation Fund
- Special Street and Highway Fund 21
- Street Improvement Fund 58
- Tourism and Convention Fund
- Convention Center Fund
- Special Alcohol Fund
- Cherokee Strip Museum Fund

### **General Fund**

The General Fund is the largest City fund and pays for the majority of basic municipal functions. The City Commission is asked to approve an \$8,815,482 General Fund budget for 2014, down from the \$9,459,793 budgeted in 2013. The General Fund collects all general revenues and pays the majority of City salaries. Approximately sixty-five to seventy percent of the general fund is used on personnel expenditures. The City has projected a cash reserve in the General Fund in 2013 at \$261,607. This balance number should come in higher with current spending trends well below the current working budget.

### **Bond and Interest Fund**

This fund is used to make principal and interest payments to retire City debt. In 2013, the City removed all lease purchases from the official debt schedule and re-classified them as per governmental accounting practices as a separate form of debt financing. Total expenditures in 2014 are budgeted at 1,727,686 which is a decrease from 2013 which is estimated at \$1,816,319. This decrease is attributable to the reduction in the 2013 Series bonds for 2014. Additional revenues are found in 2014 with the onset of the special assessments for Patterson Park improvements.

The City expects major debt obligations to increase within the next five years as the water treatment and wastewater treatment facilities continue to need major upgrades or replacement. Staff has begun to budget accordingly for these costs.

### **Cherokee Strip Museum Fund**

The Cherokee Strip Museum Fund is currently being transitioned to a related municipal entity structure with more accountability. The 2014 budget represents an increase of \$150,000 to help support the museum. This reflects a Commission direction to increase the mill levy provided in the Museum Fund from the current 1 mill provided.

### **Special Street and Highway Fund**

The revenue for this fund is from the state gasoline tax. These monies are required by statute to be used specifically for construction and rehabilitation of City roadways. Total 2014 spending is budgeted at \$377,310. Remember, this fund shares public service workers with sanitation and stormwater functions. Capital Outlay for this fund remains at \$100,000. It will be important for this function to make a lease purchase in combination with other public works functions for equipment as listed in the Equipment Replacement Plan.

In 2013, we are completing a new pavement ranking system through the addition of two summer engineering student interns. Each street will be photographed and rated for its condition. We plan to use this information with the Commission and citizens to better address our transportation infrastructure needs in 2014 and beyond. This will be a huge addition to our management operation in 2014.

### **Stormwater Fund**

This recommended budget includes the actual stormwater expenses and shows a decrease over last year. Staff expects to evaluate the revenue side of this fund in 2014 and will bring a recommendation to the City Commission. Changes are happening on a federal level that will require us to make changes to our current operations. This fund is budgeted at \$281,608.

### **Water Fund**

This fund is budgeted at \$2,558,798 in 2014 and is supported by fees and charges for services by the water utility. This fund pays for wages and operating expenses which are incurred in the Environmental Services Division. This fund continues to pay for the KDHE Loan for water supply lines out to Patterson Park. This fund has reduced expenditure levels from 2013 in preparation of the of the new water treatment facility. Water sales are anticipated to rise slightly. A transfer into the Bond and Interest Fund to support past infrastructure projects is included.

### **Sewer Fund**

Staff expects the carry over cash in this fund to decrease in 2014 to \$801,001. This is still above 2012 levels and is mostly attributable to the planned sewer development project in 2013 for downtown. This fund has set back funding for replacement costs and equipment repair within the future. In the long term, changes in our wastewater management will be a necessity as federal regulations are going to force us to look at major infrastructure and operating changes in this fund.

### **Sanitation Fund**

In late 2012 and 2013 staff completed an evaluation of the sanitation function. Staff has programmed in changes to the service in 2014 including the addition of curbside recycling as well as a move to either a semi-automated or fully automated system for waste pickup. The revenues in this function are expected to remain flat.

### **Library Fund**

This fund is used to account for the operations of the Library, funded primarily by property tax that remains steady from year to year. This fund is governed by charter ordinance approved by the City Commission. The current mill levy provided is set at 6 mills.

### **Transient Guest Tax (Tourism Fund)**

This account receives transient guest tax receipts from a 6% guest tax. Previously these monies have been allocated directly to the Convention and Tourism Board. The City Commission has determined its desire to move away from such action. At that time a schedule was established that allowed a gradual removal of monies from the CVB back into the Tourism Fund. These dollars will continue to be used for tourism as mandated by state statute and will also be used to refund a portion of the tourism guest tax to potential developers in the future.

### **TAXES, RATES, AND USER FEES**

In the first half of 2013, staff completed the implementation of a comprehensive fee schedule and realigned many fees with today's market rates and industry standards. In the second half of the year, staff will analyze our utility rates to ensure our expenses are being covered by increases in materials and electric rates. It is the goal to ensure that we keep the utility funds self-sufficient and efficient for years to come while maintaining and upgrading existing infrastructure.

## USE OF FUND RESERVES

It is important to remember that much of these reserves are established to address immediate and dramatic fiscal difficulties. To address such emergencies, the budget includes contingency appropriation for crisis events trickled throughout several funds. Our goal is to increase our fund reserves over the next 5 years to appropriate levels. This will not happen overnight, but it is a true need and goal. In order for this to come to fruition, our organization will need to continue to exercise fiscal frugality.

## CONCLUSION

*"The best thing about the future is that it comes one day at a time" - Abraham Lincoln*

We will get there. The 2014 budget year continues to see the economy struggle, but also continues the goals set out in 2013 that the community needed to refocus its efforts toward better professional management. This budget underscores a commitment by all city departments to live within their means and to implement cost-saving efficiencies wherever possible, while preserving those things that make Arkansas City great.


As always, we need to thank the citizens of Arkansas City for the support we receive to perform the services desired and the many volunteers who give up their time to make this a better place to live.

In addition, I wish to thank all of the employees of the city who have contributed creativity and sacrifice to make the 2014 budget a reality.

To the Arkansas City Commission—thank you for your dedication, hard work, direction and patience in supporting this staff and the community as a whole.

It is a pleasure to serve the community and all those whom reside or visit Arkansas City.

Respectfully,



Nickolaus J. Hernandez

City Manager

-This Page Intentionally Left Blank-

# Financial Management





## **Purchasing Policies & Procedures**

### Purposes:

- A. Encourage procurement of goods and services for use by the City of Arkansas City on the basis of the best necessary quality at least cost (best value).
- B. Provide for ready availability of goods and services to support timely and effective service delivery, with a minimum of cumbersome procedure.
- C. Maintain a competitive private sector purchasing environment for the City of Arkansas City.
- D. Provide for appropriate budgetary control and financial oversight of the procurement process.

### General:

In the interests of eliminating delays in service provision, the City will use a decentralized purchasing system subject to the control of this policy, and, within that, at the discretion of the Department Head. Departments of the City are encouraged and expected to coordinate the purchase of similar items. Bulk or large quantity purchasing is encouraged in those areas where storage space is available, and inventory can be controlled.

Any purchases made are to be approved by the Department Head, and are subject to the further general oversight of the Finance Director and the City Manager. The Department Head's signature shall be considered as an affirmative statement that they have reviewed all invoices entered on that listing. As such, the invoice is required to be signed by the Department Head or appointee in all cases. Staff involved in purchasing are expected to use common sense and good judgment in the application of these guidelines.

All goods must be verified as received prior to processing invoices for payment.

Packing slips which are received and sent to the Accountant are regarded as acknowledgment that the goods were received. Initials on the invoice, and the Department Heads signature is an affirmative statement that the goods or services were properly ordered and received by the City of Arkansas City.

Goods and services purchased by the City are intended to provide services to the public. Diversion of materials or services purchased by the City to personal or private use (without public purpose) is considered to be mis-use, and will result in administrative and/or criminal justice system consequences.

### Local Preference:

In order to maintain the most competitive environment, a formal local preference option is not provided. Specifically, there is no percentage price preference in bids or other competitive processes. However, local service, city efficiency, and other similar judgment factors may be used in determining whether a purchase provides the best value.

### Competitive Bidding:

Written competitive bids or price quotations are encouraged for the purchase of any capital item; or minor construction or repair contract. Normally, a minimum of 3 bids should be solicited. The bid tabulation should be attached to the invoice prior to payment and filing.

Capital Items (Vehicles and Equipment, Buildings) that are specifically scheduled in the annual budget, and for which the cost equals or exceeds \$10,000, shall be purchased in groups, with bids opened by the City Clerk or designee. The award of bids for these items shall be approved by the City Commission.

Operating capital items of less than \$10,000 in value which have been included in the annual budget may be purchased by the authority of the City Manager. Competitive price quotations, written or verbal, from at least three vendors are encouraged. If bids have been received, a copy of the bid tabulation should be attached to the invoice prior to payment and filing.

Construction contracts for capital improvements shall be approved by the City Commission prior to execution, as should change orders to existing contracts. In all construction contracts, a final architect's or engineer's estimate shall be obtained based on final design parameters, immediately prior to distribution the invitation to bid.

Contracts for professional services, or similar services or items of a nature which render development of detailed specifications difficult or impossible; may be procured through the use of Requests for Proposals and negotiation of those proposals. The City uses a qualifications-based selection process for professional services.

### Operational Purchasing

Generally, purchases of less than \$10,000 may be authorized by the City Manager or designee. Department Heads remain responsible for compliance with the annual operating budget for their own department. Staff are encouraged to use informal quotes or written competitive bidding for supplies or materials acquired in bulk, or whenever appropriate in their best judgment. If taken, a tabulation of quotes should be attached to the invoice.

Purchases of small items needed in the routine course of work may be made by employees subject to the discretion and review of supervisory staff. The department head has the discretion of assigning parameters for such purchasing authorization within individual departments.

Invoices for such material shall be reviewed and approved by the initial of the Department Head or designee prior to payment being rendered. Staff authorized by the Department Head may initial the invoices.

Purchases of items or material that equal or exceed \$10,000 in value, or when purchases of groups of items exceed \$10,000 in value, which items are of a routine operational nature and are regularly purchased by the Department, may be made by the Department Head, without prior approval of the

City Manager. This specifically excludes equipment purchases, or purchases that are not routine needs of the Department. The City Manager shall receive regular reports on such operational purchases.

Non-routine, non-budgeted purchases shall require the prior approval of the City

Manager and, at his discretion, may be submitted to the City Commission for approval.

#### Purchase Orders

Purchase orders will be made on items which will not be received within 90 days, on City Commission items, end of year encumbrances, and specialty items which will not be received by mid-January of the following fiscal year.

Invoices which apply to purchase orders will be paid as received, rather than waiting until the PO is complete. The invoice needs to be initialed as received and approved for payment. This keeps the City in good standing with the vendors.

## **BUDGETARY AND FINANCIAL PLANNING POLICIES**

The City of Arkansas City's Budgetary and Financial Planning policies establish the basic framework for the financial management of the City. These policies will guide the development of budgetary programs and costs throughout the budget cycle by both Administrative Staff and the City Commission, and provide consistent treatment from year to year. The written policy, as presented, reflects desired practices, which should be reviewed annually.

#### **OVERALL BUDGET POLICIES:**

1. The City will maintain a multi-year planning approach to the budget cycle, including at least a three-year projection of operating costs, a ten-year cycle for operating capital replacement, and a five-year Capital Improvement Program for Infrastructure enhancement/replacement.
2. The budget will focus primarily on program costs rather than on fund costs. However, for the purposes of compliance with accounting principles, fund information will be included.
3. The City will operate on a balanced budget.
4. The overall goal is to maintain the quality of service desired by the community at the minimum cost possible. Proposed reductions in current year costs will be considered only if they will not result in future cost increases.
5. All funds of the City will be reported in the Annual Budget, including the funds not subject to the Budget Law or the formal appropriations process. Non-budgeted or non-appropriated funds will be disclosed, as a minimum, to the extent of prior year's actual revenue, expense, and fund balances, and current year-to-date revenue and expense.
6. Interfund transfers will be permitted so long as they are planned (budgeted) and the City Commission has approved of the transfer during the budget process. Interfund transfers should not exceed 15% of the anticipated revenue of the fund providing the transfer. Transfers that are in the nature of reimbursement of cost are excluded from the policy.

## **OPERATING BUDGET POLICIES:**

1. The City will strive to maintain its present service levels for all services within existing parameters as adjusted for the normal growth in the tax base.
2. The City will maintain a financial and budgetary control system to ensure adherence to the budget and awareness of the financial environment. Monthly budget reports will be prepared and submitted to the City Commission and all operating departments.
3. The City will attempt to avoid layoffs in actions to balance the budget. Necessary personnel reductions will be made through attrition, if possible.
4. The City will focus cost reduction efforts on major cost centers and items outside of “core services”.
5. Business funds will be self-supporting, including indirect and overhead costs.

## **DEBT FINANCING POLICY**

1. The Debt Financing Management Policy sets forth comprehensive guidelines for the financing of capital expenditures. It is the objective of the policy that;
  - The City obtains financing only when necessary.
  - The process for identifying the timing and amount of debt or other financing is as efficient as possible.
  - The most favorable interest rate and other related costs are obtained.
  - When appropriate, future financial flexibility is maintained.

Debt financing, which includes general obligation bonds, special assessment bonds, revenue bonds, temporary notes, lease/purchase agreements, and other City obligations permitted to be issued or incurred under Kansas law, shall only be used to purchase capital assets that cannot be acquired from either available current revenues or fund balances. The useful life of the asset or project shall exceed the payout schedule of any debt the City assumes.

### **2. RESPONSIBILITY**

The primary responsibility for developing debt financing recommendations rests with the City Manager. In developing such recommendations, the City Manager may be assisted by the Finance Department, Financial Advisor and Bond Counsel.

### **3. GENERAL**

Debt financing will not be considered appropriate for any recurring purpose such as current operating and maintenance expenditures. The City will use debt financing only for capital improvement projects and unusual equipment purchases, and only when the new project meets at least one of the following circumstances:

- When the project is included in the City's capital improvement program.
- When the project involves acquisition of equipment that cannot be purchased outright without causing an unacceptable spike in the property tax rate.
- When the project is the result of growth-related activities within the community that require unanticipated and unplanned infrastructure or capital improvements by the City.

- When the project's useful life, or the projected service life of the equipment, will be equal to or exceed the term of the financing.
- When there are designated revenues sufficient to service a debt, whether from project revenues, other specified and reserved resources, or infrastructure cost sharing revenues.

The following criteria will be used to evaluate pay-as-you-go versus debt financing in funding capital improvements:

Factors which favor pay-as-you-go financing include circumstances where:

- The project can be adequately funded from available current revenues and excess fund balances.
- The project can be completed in an acceptable timeframe given the available revenues.
- Additional debt levels could adversely affect the City's credit rating or repayment sources, or significantly violate the City's financial policies herein.
- Market conditions are unstable or suggest difficulties in marketing a debt.

Factors which favor long-term debt financing include circumstances where:

- Revenues available for debt issues are considered sufficient and reliable so that long-term financing can be marketed with an appropriate credit rating, which can be maintained.
- Market conditions present favorable interest rates and demand for City debt financing.
- A project is mandated by state or federal government and current revenues or excess fund balances are insufficient to pay project costs.
- A project is immediately required to meet or relieve capacity needs and existing unprogrammed cash reserves are insufficient to pay project cost.
- The life of the project or asset financed is ten years or longer. For lease purchases, the life of asset meets or exceeds the term of lease.

#### 4. MAXIMUM AMOUNTS OF DEBT FINANCING

The City will not engage in debt financing unless the proposed obligation, when combined with all existing debts, will result in debt ratios throughout the life of the proposed obligation that are less than the following benchmarks:

- Per capita direct debt will not exceed \$800.
- Direct debt as a percentage of estimated appraised valuation will not exceed 20%.
- Annual debt service will not exceed 20% of budgeted expenditures.

The computation of these ratios will use the following variables:

- Per capita measures will be based on the most recent annual estimate of City population produced by the State of Kansas for the year in question.

- Direct debt will be the total of all then outstanding General Obligation and special assessment bonded debt plus all authorized but unissued bonded debt plus the amount of debt financing being proposed.
- Estimated appraised valuation will be the total estimated valuation of all real and personal property located within the City of Arkansas City for the year in question as estimated by the Cowley County Appraiser.
- Annual debt service will be the total principal and interest payments due on direct debt in the year in question plus the estimated maximum annual principal and interest payment on the proposed long term obligation.
- Budgeted expenditure will be the total original adopted budget of the General Fund and debt service fund for the year in question.

#### 5. STRUCTURE AND TERM OF DEBT FINANCING

City debt will be structured to achieve the lowest possible net interest cost (NIC) to the City given market conditions, the urgency of the capital project, and the nature and type of any security provided. City debt will be structured in ways that will not compromise the future flexibility to finance projects. Moreover, to the extent possible, the City will not issue long-term debt with maturity periods greater than 10 years. In addition, the City will issue debt so that it is tiered, as one issue matures, any required additional debt will be issued. Types of financing include, but not limited to the following:

##### General Obligation Bonds

- The City shall use an objective analytical approach to determine whether it can afford to issue new bonds for City facilities beyond what it retires each year (see Assumption of Additional debts below). Generally, this process will compare a variety of measures of debt benchmarks relative to key demographic data of the City.
- The decision on whether or not to assume new general obligation bonds shall, in part, be based on (a) costs and benefits, (b) the current conditions of the municipal bond market, and (c) the City's ability to assume new general obligation bonds as determined by the aforementioned benchmarks.
- NOTE: The provisions of this section also apply to the issuance of any private activity bonds.

##### Revenue Bonds

- The City may issue bonds secured solely by dedicated non-ad valorem revenue streams if doing so will yield clearly identifiable advantages. For the City to issue revenue bonds, a primary objective will be to minimize risk through the use of adequate coverage requirements while remaining in compliance with overall debt management policy objectives. The City will adhere to and where necessary take actions to ensure compliance with all outstanding revenue bond covenants.

### Special Assessment Bonds

- The City shall maintain a watchful attitude over the issuance of special assessment bonds for benefit district improvements. The City will only cost share in a benefit district in unusual circumstances where the project will benefit the City at large. Participation in the project will require the approval of the City Commission after a public hearing explaining the benefits that the City will receive. The City will not pay more than 50% of any proposed costs related to a benefit district. Further, it will be the responsibility of the City Manager and staff to analyze each special assessment bond issue for indications that future special assessments will equal or exceed the annual principal and interest payments of such bonds.

### Assumption of Additional Debts

- The City shall not assume more debt than it retires each year without conducting an objective analysis of the community's ability to assume and support additional debt service payments and of the probable impact of the additional debt on the City's bond ratings.

### Asset Life

- The City will consider debt financing for the acquisition, replacement, or expansion of physical assets (including land) only if a capital project has a useful life longer than the term of the bond issue supporting it. Debt will be used only to finance capital projects and equipment, except in case of unforeseen emergencies. Debt will not be issued for periods exceeding the useful life or average useful lives of the project or projects to be financed.

### Length of Debts

- City debts will be amortized for the shortest period consistent with a fair allocation of costs to current and future beneficiaries or users, and in keeping with other related provisions of this policy. The City normally shall issue bonds with a maximum life of 10 years or less for general obligation bonds, Public Building Commission bonds, and revenue bonds, and for special assessment bonds. Exceptions to this rule may be made when it is deemed financially prudent.
- Unless specific compelling reasons exists, there shall be no "balloon" bond repayment schedules, which consist of low annual payments and one large payment of the balance due at the end of the term. There shall be at least interest paid in the first fiscal year after a bond sale and principal repayment starting no later than the second fiscal year after the bond issue.

#### Call Provisions

- Call provisions for bond issues shall be made as short as possible consistent with the lowest interest cost to the City. Unless specific compelling reasons exist all bonds shall be callable only at par.

#### Debt Structuring

- At a minimum, the City will seek to amortize general obligation bonds with level principal and interest costs over the life of the issue. Pushing higher costs to future years in order to reduce short-term budget liabilities will be considered only when natural disasters or extraordinary or unanticipated external factors make the short-term cost of general obligation bonds prohibitive.

#### Variable Rate Debts

- The City may choose to issue bonds that pay a rate of interest that varies according to pre-determined formula or results from a periodic remarketing of the securities, consistent with state law and covenants of preexisting bonds, and depending on market conditions.

### 6. DEBT ADMINISTRATION AND FINANCING

#### Audit

- An independent audit will be performed annually, with the report issued within compliance of the Omnibus Disclosure Undertaking as regulated by the Federal Securities Exchange Commission, that has been adopted by the City.

#### Bond Counsel

- The City will utilize external bond counsel for all debt issues. All debts issued by the City will include a written opinion by Bond Counsel affirming that the City is authorized to issue the debt, stating that the City has met all Federal and State constitutional and statutory requirements necessary for issuance, and determining the federal income tax status of the debt.

#### Bond Fund

- All payment of general obligation bonds and special assessment bonds shall be from the City's Bond & Interest Fund. The fund balance in the Bond & Interest Fund will be maintained at a level equal to or greater than the total principal and interest payable from that Fund for the upcoming semi-annual debt service payment. Furthermore, the fund balance will be managed to eliminate or minimize arbitrage rebate liability.

#### Competitive Sale of Debts

- The City, as a matter of policy, shall seek to issue its general or revenue bond obligations in a competitive sale unless it is determined that such a sale method will not produce the best results for the City. In such instances where the City,



through a competitive bidding for its bonds, deems the bids received as unsatisfactory or does not receive bids, it may, at the election of the City Commission, enter into negotiation for sale of the bonds.

#### Credit Enhancements

- Credit enhancement (letters of credit, bond insurance, etc.) may be used if the costs of such enhancements will reduce the net debt service payments on the bonds or provide other significant financial benefits to the City.

#### Financial Advisor

- The City will retain an external financial advisor. For each City bond sale the financial advisor will provide the City with information on pricing and underwriting fees for comparable sales by other issuers.

#### Lease/Purchase Agreements

- The use of lease/purchase agreements in the acquisition of vehicles, equipment and other capital assets shall be considered carefully relative to any other financing option or a “pay-as-you-go” basis. The lifetime cost of a lease typically will be higher than other financing options or cash purchases. Nevertheless, lease/purchase agreements may be used by the City as funding options for capital acquisitions if operational or cash-flow considerations preclude the use of other financing techniques.

#### Negotiated Sale of Debts

- Where a negotiated sale process is determined to be in the best interests of the City, the City will use a competitive process to select its investment banking team.

#### Temporary Notes

- Use of short-term borrowing, such as temporary notes, will be undertaken only if the transaction costs plus interest on a debt are less than the cost of internal financing, or available cash or reserves are insufficient to meet both project needs and current obligations.

#### Underwriter’s Counsel

- City payments for underwriter’s Counsel will be authorized for negotiated sales by the Finance Department on a case-by-case basis depending on the nature and complexity of the transaction and the needs expressed by the underwriters.

### 7. REFUNDING OF DEBTS

Periodic reviews of all outstanding debts will be undertaken to determine refunding opportunities. Refunding will be considered (within federal tax law constraints) if and

when there is a net economic benefit of the refunding or the refunding is essential in order to modernize covenants essential to operations and management.

City staff and the financial advisor shall monitor the municipal bond market for opportunities to obtain interest savings by refunding outstanding debts. As a general rule, current refundings will be undertaken only if the present value savings of a particular refunding will exceed 3% of the refunded principal. As a general rule, advance refundings will be undertaken only if the present value savings of a particular refunding will exceed 4% of the refunded principal.

Refunding issues that produce a net present value savings of less than targeted amounts may be considered on a case-by-case basis. Refunding issues with negative savings will not be considered unless a compelling public policy objective is served by the refunding.

#### 8. CONDUIT FINANCINGS

The City may sponsor conduit financings in the form of Industrial Revenue Bonds for those activities (i.e., economic development, housing, health facilities, etc.) that have a general public purpose and are consistent with the City's overall service and policy objectives as determined by the City Commission.

All conduit financings must insulate the City completely from any credit risk or exposure.

#### 9. ARBITRAGE LIABILITY MANAGEMENT

It is the City's policy to minimize the cost of arbitrage rebate and yield restriction while strictly complying with the law.

##### General

- Federal arbitrage legislation is intended to discourage entities from issuing tax-exempt obligations unnecessarily. In compliance with the spirit of this legislation, the City will not issue obligations except for identifiable projects with very good prospects of timely initiation. Temporary notes and subsequent long-term bonds will be issued timely as project contracts are awarded so that debt issues will be spent quickly.

##### Responsibility

- Because of the complexity of arbitrage rebate regulations and the severity of non-compliance penalties, the advice of Bond Counsel and other qualified experts will be sought whenever questions about arbitrage rebate regulations arise.

#### 10. CREDIT RATINGS

##### Rating Agency Relationships

- The City's Financial Advisor shall be responsible for maintaining relationships with the rating agencies that currently assign ratings to the City's various debts.

This effort shall include providing periodic updates on the City's general financial condition along with coordinating meetings and presentations in conjunction with a new debt issuance.

#### Use of Rating Agencies

- The City Manager shall be responsible for determining whether or not a rating shall be requested on a particular financing and which of the major rating agencies shall be asked to provide such a rating.

#### Minimum Long-Term Rating Requirements

- The City's minimum rating requirement for its direct, long-term, debt obligations is a rating of "AA" or higher. If a given debt cannot meet this requirement based on its underlying credit strength, then credit enhancement may be sought to ensure that the minimum rating is achieved. If credit enhancement is unavailable or is determined by the City's Financial Advisor to be uneconomical, then the obligations may be issued without a rating.

#### Rating Agency Presentations

- Full disclosure of operations and open lines of communication shall be provided to rating agencies used by the City. City staff, with assistance of the City's Financial Advisor, shall prepare the necessary materials and presentation to the rating agencies.

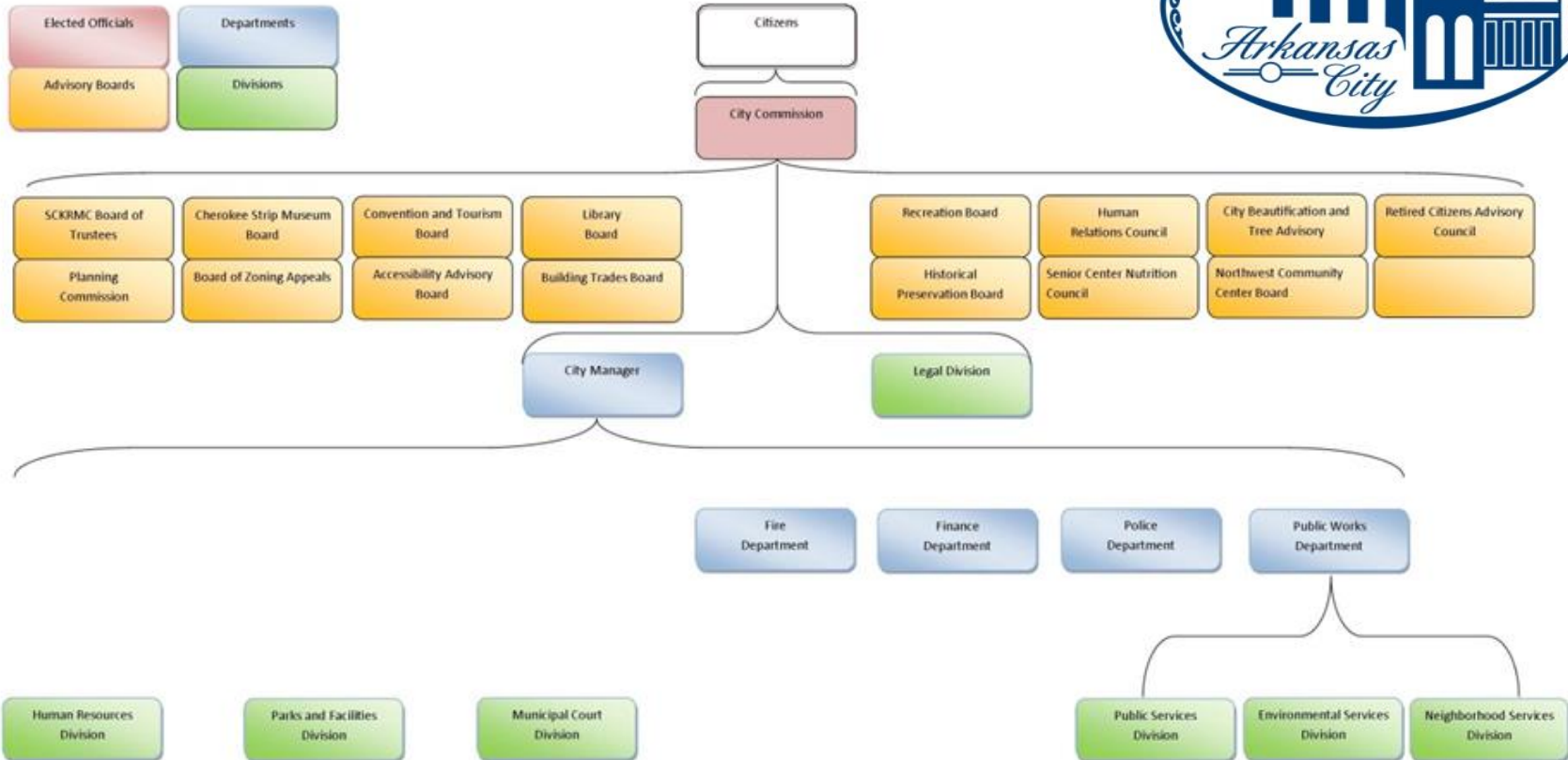
#### Financial Disclosure

- The City is committed to full and complete primary and secondary financial disclosure, and to cooperating fully with rating agencies, institutional and individual investors, City departments and agencies, other levels of government, and the general public to share clear, comprehensible, and accurate financial information. The City is committed to meeting secondary disclosure requirements on a timely and comprehensive basis.
- Official statements accompanying debt issues and continuous disclosure statements will meet, unless operating under a waiver, the standards articulated by the Government Accounting Standards Board (GASB), the Securities and Exchange Commission (SEC), and Generally Accepted Accounting Principles (GAAP). The City's Financial Advisor shall be responsible for ongoing disclosure to established national information repositories and for maintaining compliance with disclosure standards promulgated by state and national regulatory bodies.

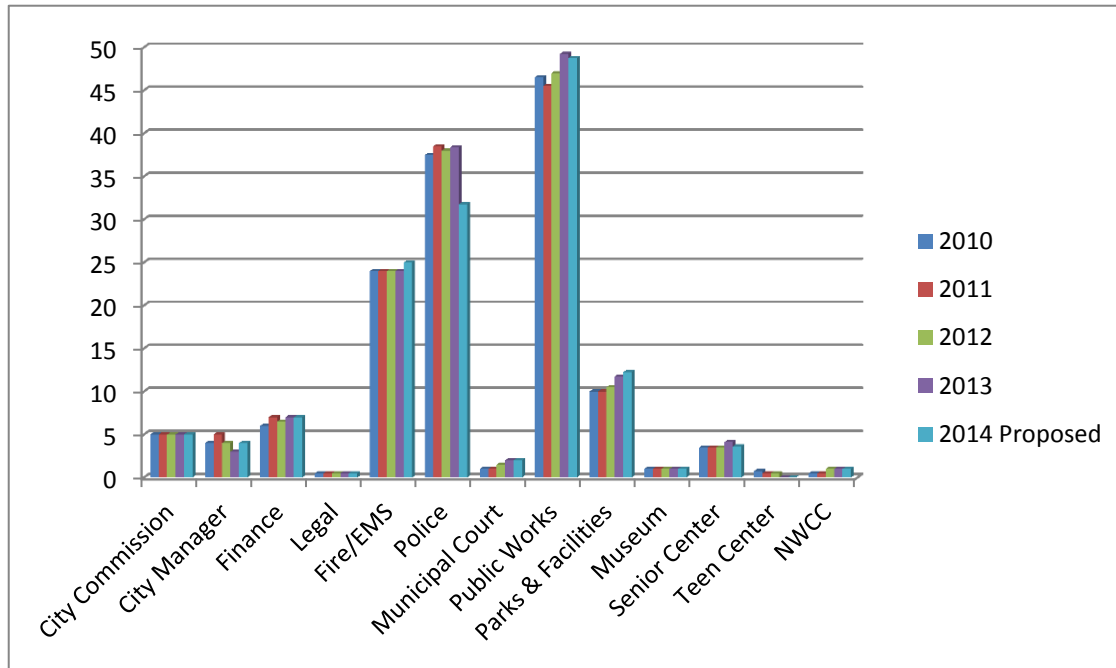
#### 11. RESERVES

- The City management in 2013 has implemented a goal of increasing the City's overall reserves in the General Fund and Bond and Interest Fund to 10% of expenditures. This goal is one that is intended to be achieved by 2018.

# City of Arkansas City Organization Chart for Budget Year 2014



## City of Arkansas City Personnel Total



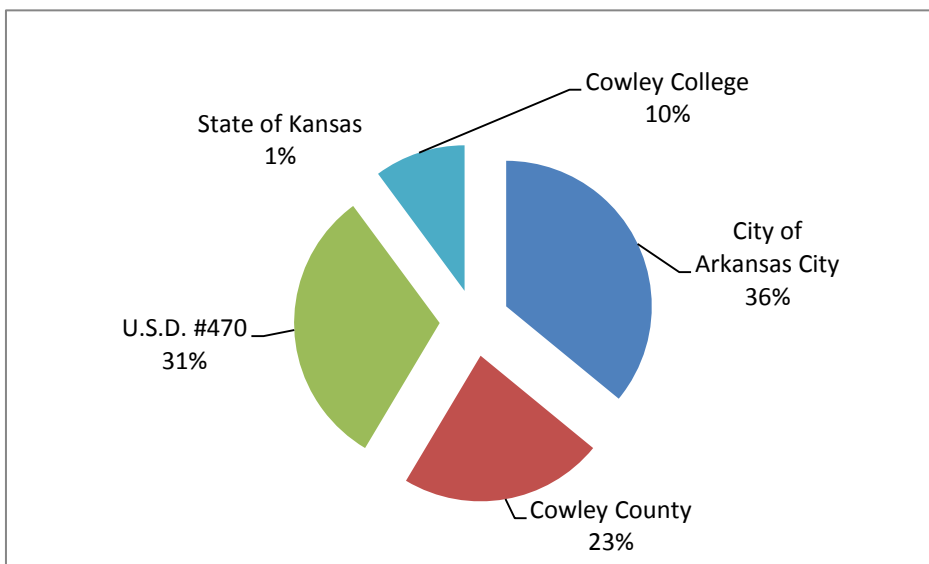
Function	2010	2011	2012	2013	2014 Proposed	2015 Projected	2016 Projected
City Commission	5	5	5	5	5	5	5
City Manager	4	5	4	3	4	4	4
Finance	6	7	6.5	7	7	7	7
Legal	0.5	0.5	0.5	0.5	0.5	0.5	0.5
Fire/EMS	24	24	24	24	25	26	27
Police	37.5	38.5	38	38.375	31.75	31.75	31.75
Municipal Court	1	1	1.5	2	2	2	2
Public Works	46.5	45.5	47	49.25	48.75	46.75	46.75
Parks & Facilities	10	10	10.5	11.75	12.25	12.25	12.25
Museum	1	1	1	1	1	1	1
Senior Center	3.5	3.5	3.5	4.125	3.625	3.625	3.625
Teen Center	0.75	0.5	0.5	0	0	0	0
NWCC	0.5	0.5	1	1	1	1	1
<b>Total</b>	<b>140.25</b>	<b>142</b>	<b>143</b>	<b>147</b>	<b>141.875</b>	<b>140.875</b>	<b>141.875</b>

The numbers represented in the graph are full and part-time positions at the first payroll of the year only and do not include temporary or seasonal employees.

## Mill Levy By Taxing Unit

Unit of Government	2008	2009	2010	2011	2012	2013	2014 Projected
City of Arkansas City	66.389	67.8	67.698	67.811	68.535	68.664	68.768
Cowley County	40.876	42.27	42.064	43.036	43.036	40.100	43.302
U.S.D. #470	42.779	50.572	50.711	51.578	52.476	53.360	59.904
State of Kansas	1.500	1.500	1.500	1.500	1.500	1.500	1.500
Cowley College	19.932	19.976	20.226	20.219	20.013	19.020	19.388
<b>Total Mill Levies</b>	<b>169.976</b>	<b>180.618</b>	<b>180.699</b>	<b>182.644</b>	<b>184.06</b>	<b>181.144</b>	<b>191.362</b>

### 2013 Levies



#### Calculating the City mill levy requirement.

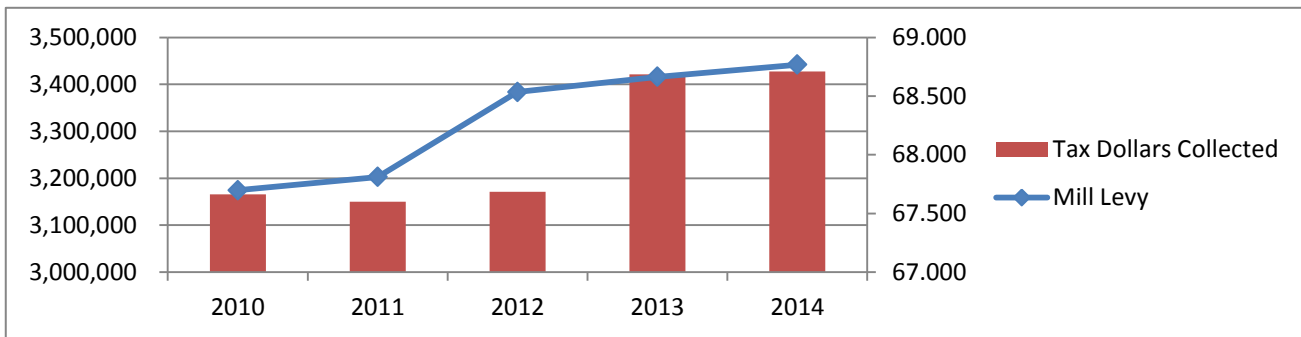
A mill is \$1 of tax for every \$1,000 of assessed value on real and personal property. The mill levy is recalculated every year and is based on the tax dollars needed for financing the City budget.

First, the City (the taxing district) arrives at a total amount for expenditures in the taxing funds. In Arkansas City these funds are the General Fund, Library Fund, Cherokee Strip Museum Fund and the Debt Service Fund. After expenditure totals are known, all other revenue sources (non-property taxes and fees) are subtracted.

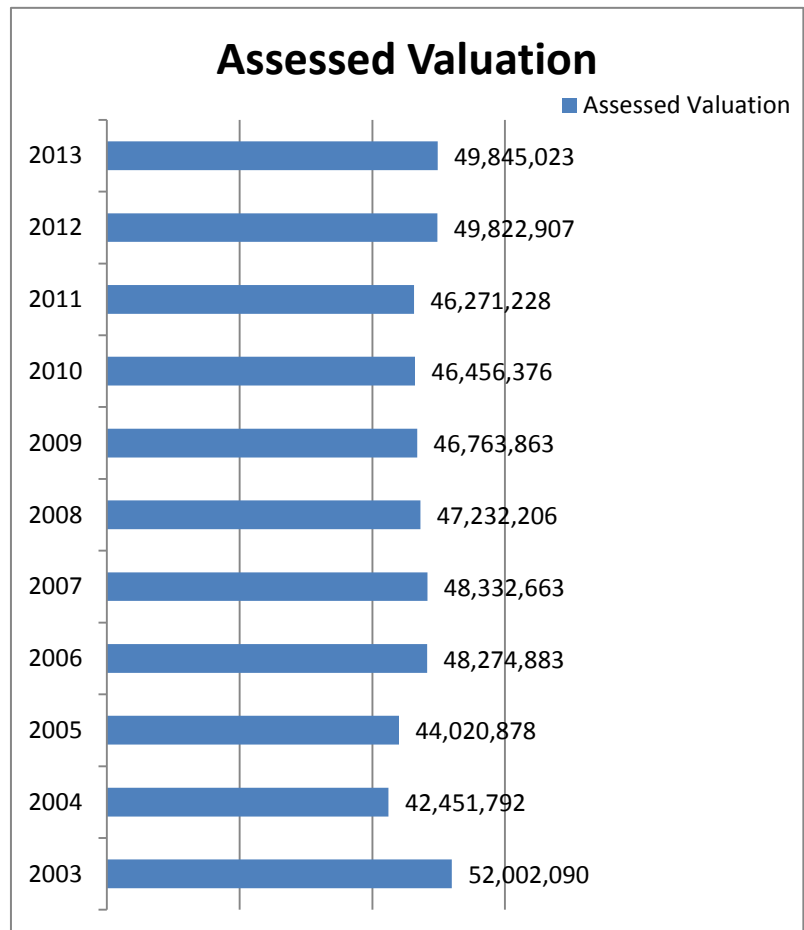
The remainder is the amount to be raised from ad valorem (property) taxes. The tax levy rate is calculated by dividing the total revenue to be obtained from property taxes by the total assessed value for the taxing district. The table above shows historical mill levy rates.

# History of Mill Levy

Fund	2010		2011		2012		2013		2014	
	Tax \$'s	Mill Levy	Tax \$'s	Mill Levy	Tax \$'s	Mill Levy	Tax \$'s	Mill Levy	Tax \$'s	Mill Levy
General	2,168,627	46.374	2,206,910	47.505	2,137,592	46.197	1,919,477	38.526	2,177,231	43.680
Library	267,817	5.727	270,887	5.831	272,584	5.891	299,037	6.002	299,070	6.000
Debt Svc.	729,376	15.597	672,456	14.475	701,842	15.168	1,154,347	23.169	752,062	15.088
Museum	-	-	-	-	-	1.279	48,179	0.967	199,380	4.000
<b>Totals</b>	<b>3,165,820</b>	<b>67.698</b>	<b>3,150,253</b>	<b>67.811</b>	<b>3,171,199</b>	<b>68.535</b>	<b>3,421,040</b>	<b>68.664</b>	<b>3,427,743</b>	<b>68.768</b>

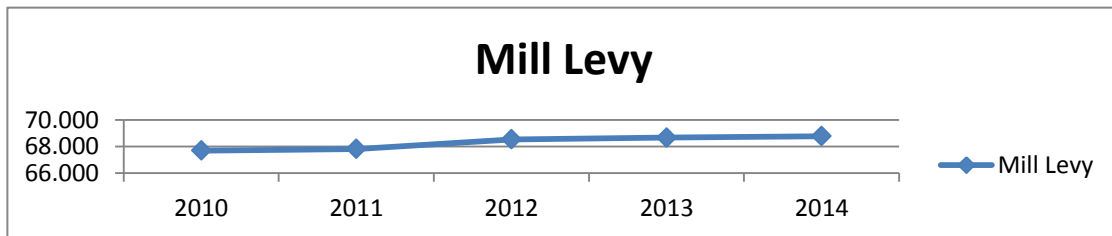
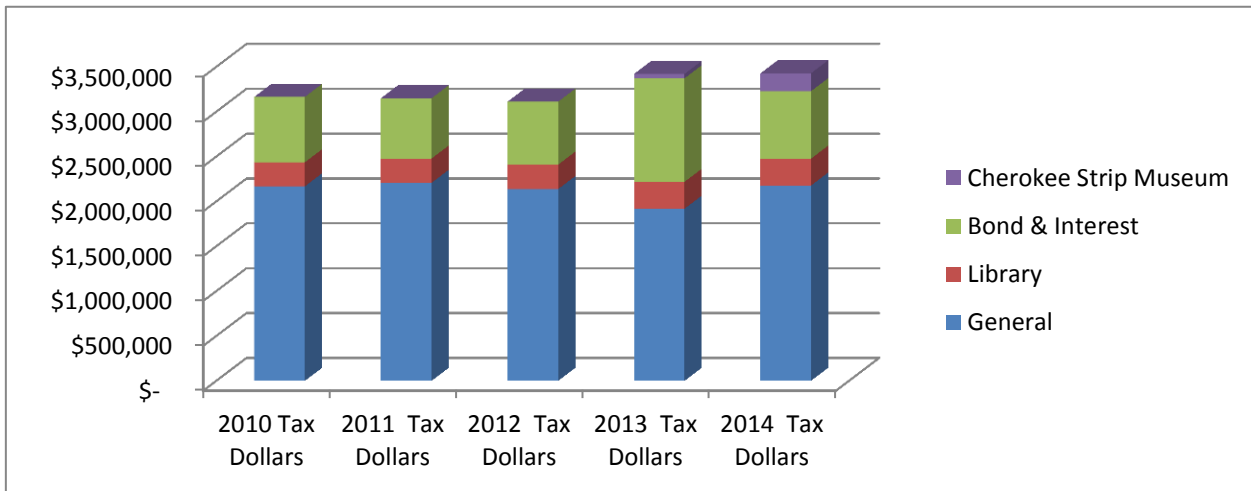


Assessed Valuation		
Year	Valuation	% Change
2003	52,002,090	4%
2004	42,451,792	-18%
2005	44,020,878	4%
2006	48,274,883	10%
2007	48,332,663	0%
2008	47,232,206	-2%
2009	46,763,863	-1%
2010	46,456,376	-1%
2011	46,271,228	0%
2012	49,822,907	8%
2013	49,845,023	0%



# History of Mill Levy

Fund	2010 Tax Dollars	2011 Tax Dollars	2012 Tax Dollars	2013 Tax Dollars	2014 Tax Dollars
General	\$ 2,168,627	\$ 2,206,910	\$ 2,137,592	\$ 1,919,477	\$ 2,177,231
Library	\$ 267,817	\$ 270,887	\$ 272,584	\$ 299,037	\$ 299,070
Bond & Interest	\$ 729,376	\$ 672,456	\$ 701,842	\$ 1,154,347	\$ 752,062
Cherokee Strip Museum	\$ -	\$ -	\$ -	\$ 48,179	\$ 199,380
<b>Total</b>	<b>\$ 3,165,820</b>	<b>\$ 3,150,253</b>	<b>\$ 3,112,018</b>	<b>\$ 3,421,040</b>	<b>\$ 3,427,743</b>





# Value of Your Arkansas City Tax Dollar

**MEDIAN MARKET VALUE OF ARKANSAS CITY HOME:** \$61,700

To determine assessed valuation, multiply by 11.5%  
 $\$61,700.00 \times 11.5\% = \mathbf{\$7,096}$

**ASSESSED VALUATION:** \$ 7,095.50

To determine city tax liability, multiply assessed valuation by published mill levy

$\$7,095.50 \times 0.0688 = \$487.94$

**CITY TAX LIABILITY = \$487.94**



## MONTHLY EXPENSE FOR CITY SERVICES

To determine the monthly expense for city services, divide tax liability by 12 months.

$\$487.94 \text{ divided by } 12 = \$40.66 \text{ per month}$

$\$40.66 \text{ divided by } 30 = \$1.36 \text{ per day}$

The following list represents a sampling of the City's services provided:

Police Protection	Street Lighting	Flood Plain/Levee Management
Fire Protection	Emergency Medical Service	Public Library
Community Planning	Cemetery Maintenance	Animal Control Services
Code Enforcement	City Administration	Drug Task Force Services
Building Inspection	Snow Removal	Cowley County Crime Stoppers
Street Maintenance	Traffic Control and Marking	
Park Maintenance	Public Parking	
Veterans Pond	Right of Way Management	
Paris Park Pool	Municipal Improvements	

**For comparison purposes, the following items denote common monthly expenses for an Arkansas City family:**

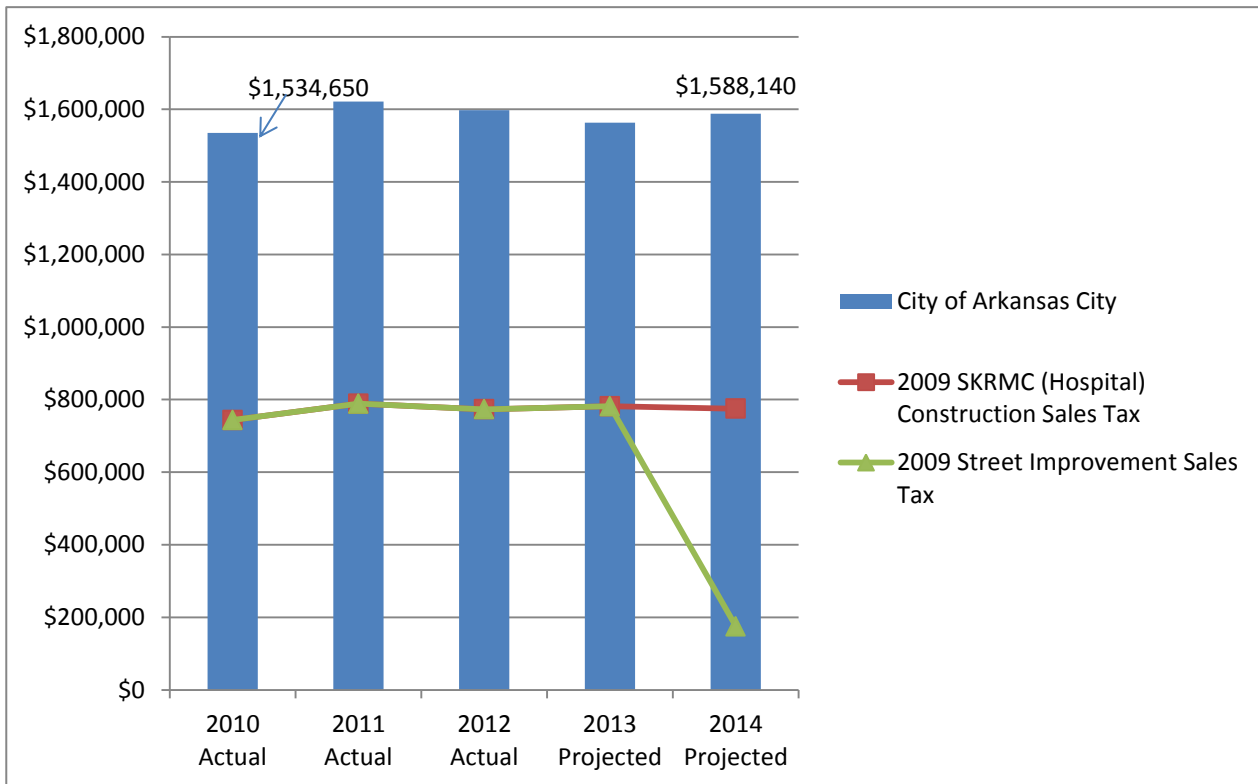
A 15 gallon tank of unleaded self-service fuel at \$3.50/gallon would cost \$52.50

Digital cable television, high speed internet and cell phone service will cost the consumer \$130.00 per month, before taxes.

Groceries for a family of four will cost the consumer \$440.00 per month.

# Sales Tax Collections

	2010 Actual	2011 Actual	2012 Actual	2013 Projected	2014 Projected
<b>City of Arkansas City</b>	\$1,534,650	\$1,621,105	\$1,597,702	\$1,563,514	\$1,588,140
<b>2009 SKRMC (Hospital) Construction Sales Tax</b>	\$743,653	\$788,630	\$773,371	\$781,757	\$775,000
<b>2009 Street Improvement Sales Tax</b>	\$743,653	\$788,630	\$773,371	\$781,757	\$175,000
<b>Total Sales Tax Revenue</b>	<b>\$3,021,956</b>	<b>\$3,198,365</b>	<b>\$3,144,445</b>	<b>\$3,127,028</b>	<b>\$2,538,140</b>



South Central Kansas Medical Center



# Strategic Successes 2012-2013

Each year the City Commission meets with management to discuss goals and priorities for the next budget year. This planning process includes presentations from each part of the City's organization talking about the successes and challenges it has faced in the previous year as well as the goals for the future—both short term and long term.

The following are the highlights of internal successes in 2012 and 2013:

- Complete re-organization of the City structure including aligned pay ordinance, job descriptions, and organizational charting.
- Completed three financial audits in less than 18 months, making all City finances current.
- Reduced vendor payment from 60-90 days to 7-14 days.
- Implemented bi-monthly supervisory training.
- Compiled a 30+ year equipment replacement schedule.
- Developed a new city-wide comprehensive plan.
- Establishment of Poplar Prairie Walking Trail in coordination with Cowley College.
- Community-wide survey conducted giving feedback on citizen desires and goals.
- Purchase agreements were signed on the old hospital facility and we have strong interest for development at Patterson Park.
- New businesses have opened in Arkansas City and remodels/renovations have been initiated for many others.
- City hosted over 900 cyclists and crew in Arkansas City during Kansas' largest cycling event, Bike Across Kansas.
- Police Department honored for AAA Traffic Safety Award.
- Completed downtown smoke testing for sewer management.
- Completed nine-month study of sanitation operations.
- Implemented new integrated software package.
- Rewrote Municipal Code and new online search feature.



# Strategic Goals 2014

The following guiding principles and commission priorities are reflected throughout the recommended budget:

- **Return to the Core Functions of the City.**
  - Focus on the basics. Streets, police and fire, financial management and utilities.
- **Address infrastructure needs.**
  - Plan and execute capital expenditures that allow for replacement of critical infrastructure.
- **Increase professional training for employees.**
  - Improve employee's skills at all levels in organization.
- **Improve financial management of the City.**
  - Build reserves, spend less on financing.
- **Maintain the current mill levy.**
  - Provide efficient and effective services to meet pace of tax base expansion.

## Long Range Financial Planning and Capital Improvements

Long-term financial planning combines financial forecasting with strategizing for the future. The City's process considers future scenarios internally through infrastructure analysis both fiscal and physical as well as legislative changes at the state and federal levels that are often beyond local control. The City's long term planning includes three year revenue projections completed in the spring of each year. In the budgeting process the City requires each department to submit a three year budget for planning purposes and also asks for a contingency budget in the event major cuts need to be implemented. The City requires this contingency budget to equal 90% of total spending in the proposed budget. In the event that the City had to implement expenditure reduction plans, each department would be treated uniquely, focusing on the needs of the whole organization rather than applying across the board cuts.

The number one link to long range planning is the capital expenditure plans of the City. The City exercises two plans regularly—a Capital Improvement Plan as well as an Equipment Replacement Plan. These are both fluid documents. The 5- year Capital Improvement Plan is included in this budget presentation and the Equipment Replacement Plan is available at City Hall.

Highlighted major capital improvements in the near future include the following:

- Implementation of water meter replacement project.
  - This project is expected to have no change in personnel costs, but will significantly impact the amount of revenue and expenditures in the Water Fund. For 2012, the water loss ratio was approximately 23%. This means that some of the water is escaping undetected through meters or in the system as a whole. New meters may temporarily increase revenue in the water fund, but as consumption levels out, the expenditure side will be most affected as the level of production could be reduced.
- Implementation of sanitation services provision changes through semi-automation.
  - Workers compensation risk is the factor at play in this case as well as the cost of time in maintenance of trucks and other sanitation equipment. By increasing route efficiency through the use of poly carts and curbside pickup, the City can redirect crews' midweek to service trucks for preventative maintenance. This is something that is lacking currently and will greatly improve the life cycle of sanitation equipment and reduce personnel risks of injury.
- Develop plan for east water tower and redundant waterline serving east Arkansas City.
  - This project is designed to increase water pressure zones in the east part of the community. Additionally, this will provide a second line to this area for savings in water supply for future fire risk and possible future insurance premiums for

homeowners and businesses alike.

- Final design/construction of the new water treatment facility and supporting infrastructure.
  - This plant will save personnel dollars as well as chemical costs. By implementing a more efficient plant, the water plant will over the long run save the customer money not only on their water bill over the next 50 years, but also on the wastewater part of the bill as chlorides will be reduced—a problem that will have to be addressed on the wastewater plant if not on the water plant.
- Develop plan for Summit Street reconstruction and improvements (Kansas Ave. to Radio Lane)
  - This plan is to exercise the use of the street improvement sales tax dollars. This would be a major project that will require community cooperation. One main part of this project would be the re-location of utilities underground hopefully providing better services to citizens in that area.
- Continued waterline and sewer line testing and replacement.
  - The City is scheduled to replace 2 miles of waterline before 2017. This is designed to significantly improve water quality for customers and will save money in mobilization costs of the contractor rather than spreading the cost over multiple years. Additionally, this may reduce costs to certain citizens who now have old cast iron pipes and discoloration of water.
- Continued development of Knebler Pond Hike/Bike Area.
  - This project is a continuation of a long term community health and wellness project. This project is not scheduled for completion without the help of grant dollars.

**Capital Outlay Expenditures 2014**

Capital Outlay 2014											
Account	Department/ Division	Item	Amount	Replacing							
				Equipment/Description/ID #	Industry Standard	Realistic	Model (YR)	Hours / Mileage	Scheduled Replacement Date		
01-203-7405	City Manager	Office Equipment/Furniture	\$ 500								
01-203-7504	City Manager	Computer Equipment	\$ 1,500								
01-207-7405	Neighborhood Services	Computer Equipment	\$ 1,000								
01-209-7406	Finance	Office Equipment/Furniture	\$ 1,000								
01-209-7503	Finance	Audio/Visual Equipment	\$ 500								
01-209-7504	Finance	Computer Equipment	\$ 6,000								
01-530-7405	Park and Facilities	Mower	\$ 15,000	3289	8	12	2002	H-2,450	2014		
01-530-7403	Park and Facilities	Truck	\$ 25,000	3053	10	15	1997	n/a	2014		
01-532-7405	Park and Facilities	Pool Ice Machine	\$ 3,000	Annual rental contract of \$900/yr.							
01-533-7504	Park and Facilities	Cemetery Computer Equipment	\$ 500								
01-530-7504	Park and Facilities	Park and Facilities Computer Equipment	\$ 1,200								
01-774-7504	Park and Facilities	Senior center Computer Equipment	\$ 1,000								
01-542-7405	Public Services Streets	Machinery/Equipment	\$ 100,000								
01-310-9107	Fire	Ariel Platform Fire Truck Pmt (ends in 2016)	\$ 85,000	Annual payment. Ends in 2016							
01-310-9107	Fire	Pumper Fire Truck Pmt (1 of 10)	\$ 60,000	MACK-1M2H144C0HM001256	7	10	1987	43028	2014		
01-310-9107	Fire	Ambulance Pmt (1 of 2)	\$ 80,000	International- 1HTMRAAL18H573933	mileage based		2008	56824	2014		
01-310-7405	Fire	Jaws of Life	\$ 7,000	39970	10		20yrs+	N/A	2014		
01-310-7405	Fire	Jaws of Life Support	\$ 6,000	80219, KAELC20	10		20yrs+	N/A	2014		
01-310-7405	Fire	Fire Hose Replacement	\$ 10,000	1-3/4" Attack Hose- 3000"	5	10	-10	N/A	2014		
01-310-7406	Fire	Office Equipment/Furniture	\$ 500								
01-310-7504	Fire	Computer Equipment	\$ 3,500								
01-421-7403	Police	Patrol Vehicle	\$ 25,000	2FABP7BV5BX153943	5	3	2011 Ford C	48,888	2014		
01-421-7503	Police	In Car Camera System Phase II of II	\$ 20,000	ICOP Audio/Visual for Patrol Units							
01-421-7504	Police	Computer Equipment	\$ 18,000	4-desktops, 2 MDTs, 1 server, 1 laser printer, 2 scanners, 6 battery back-ups							
01-421-7405	Poice	Equipment Reserve	\$ 9,000								
01-421-7502	Police	Three Handheld Radios	\$ 3,000								
16-209-7504	Water	Computer Equipment	\$ 1,000								
16-650-7504	Water	Computer Equipment	\$ 5,000								
16-650-7406	Water	Office Equipment/Furniture	\$ 1,000								
16-650-7405	Water	Machinery/Equipment	\$ 6,600	Miscellaneous Updates to Equip.							
16-652-7405	Water	Water Meter Equipment	\$ 50,000								
16-651-7405	Water	Water Treatment Equipment	\$ 50,000								
16-653-7405	Water	Water Distribution Equipment	\$ 88,000	F350 1-Ton Chassis/Regular Cab Dual Rear Wheel 4x2 Truck w/ Utlity Bed- 2FDKF37H8TCA49685	8	15	1996	NA/123,628	2014		
16-653-7405	Water			F150 Regular Cab 4x2 Pickup Truck- 1FTRF17W6XKB24309	6	15	1999	NA/83,267	2014		
18-209-7504	Sewer	Computer Equipment	\$ 1,000								
18-660-7405	Sewer	Wastewater Treatment Equipment	\$ 215,000								
18-661-7405	Sewer	Wastewater Collection Equipment	\$ 60,000								
19-209-7504	Sanitation	Computer Equipment	\$ 500								
19-541-7403	Sanitation	Truck	\$ 250,000	2FZAHTDC54AM51587	10	8	2003	14,292/80,995	2013		
19-541-7403	Sanitation	Truck	\$ 250,000	2FZAATC636AW53485	10	8	2006	1,528/74,511	2014		
19-541-7505	Sanitation	Polycarts	\$ 250,000								
19-541-7505	Sanitation	Ice Machine	\$ 3,000								
15-544-7405	Stormwater	Prowler Remote Mower	\$ 60,000	100-81	3	3	1989	2,896/NA	2014		
<b>Total</b>			<b>\$ 1,774,300</b>								

-This Page Intentionally Left Blank-



City of Arkansas City Capital Improvement Plan

Item No.	Project	Project Date	Amount	2014	2015	2016	2017	2018	2019	2020	2021	2022	2023	2024
1	Waterline Replacement Projects - 2013	2013	\$ 500,000.00	\$ 500,000.00										
2	Waterline Replacement Projects - 2014	2014	\$ 500,000.00	\$ 100,000.00										
3	Waterline Replacement Projects - 2015	2015	\$ 500,000.00		\$ 500,000.00									
4	Waterline Replacement Projects - 2016	2016	\$ 500,000.00			\$ 500,000.00								
5	Waterline Replacement Projects - 2017	2017	\$ 500,000.00				\$ 500,000.00							
6	AMI Meter System (Sensus)	2014	\$ 1,600,000.00	\$ 1,600,000.00										
7	Water Treatment Plant Design	2014	\$ 900,000.00	\$ 900,000.00										
8	Water Treatment Plant Construction	2015	\$ 22,000,000.00		\$ 22,000,000.00									
9	Water Well Upgrades	2014	\$ 150,000.00	\$ 150,000.00										
10	Water Well Upgrades	2015	\$ 150,000.00		\$ 150,000.00									
11	Water Well Upgrades	2016	\$ 250,000.00			\$ 250,000.00								
12	Water Well Upgrades	2017	\$ 250,000.00				\$ 250,000.00							
13	Water Well Upgrades	2018	\$ 250,000.00					\$ 250,000.00						
14	Water Well Upgrades	2019	\$ 250,000.00						\$ 250,000.00					
15	Water Well Upgrades	2020	\$ 250,000.00							\$ 250,000.00				
16	Water Well Upgrades	2021	\$ 250,000.00								\$ 250,000.00			
17	Water Well Upgrades	2022	\$ 250,000.00									\$ 250,000.00		
18	Water Well Upgrades	2023	\$ 250,000.00										\$ 250,000.00	
19	Water Well Upgrades	2024	\$ 250,000.00											\$ 250,000.00
20	East Water Tower	2017	\$ 750,000.00				\$ 750,000.00			\$ 20,000.00				
21	Chestnut Booster Pump Station	2017	\$ 250,000.00				\$ 250,000.00							
22	Bryant Booster Pump Station	2019	\$ 400,000.00						\$ 400,000.00					

WATER

Red: Unfunded, Green: Funded, Yellow: Partially Funded, Gray: Funding Eminent

NOTES:

FUNDED ITEMS CAN BE FOUND IN CAPITAL OUTLAY AS PART OF EACH DEPARTMENT BUDGET...

Dangerous Structure Demolition was funded at \$25,000 for 2014

Old Hospital Demolition was funded as part of the issuance of PBC bonds for the new hospital facility.

Levee certification dollars are available. This item is unbudgeted for 2014 at this point and is in a granted extension process for completion.

Downtown sewer replacement is an ongoing project that may be encumbered in 2013.

Waterline replacement projects from 2013 is ongoing--may be encumbered in 2013.

Water Meter Replacement is a project in waiting for current water treatment plant project scheduling.

-This Page Intentionally Left Blank-

City of Arkansas City Capital Improvement Plan

Item No.	Project	Project Date	Amount	2014	2015	2016	2017	2018	2019	2020	2021	2022	2023	2024
1	Downtown Sewer Replacement / Repair	2014	\$ 500,000.00	\$ 500,000.00										
2	Downtown Sewer Replacement / Repair	2015	\$ 500,000.00		\$ 500,000.00									
3	Wastewater Treatment Plant Design	2017	\$ 1,200,000.00				\$ 1,200,000.00							
4	Wastewater Treatment Plant Upgrades	2018	\$ 20,000,000.00					\$ 20,000,000.00						
5	Golf Industrial Park Interceptor Sewer	2016	\$ 1,300,000.00			\$ 1,300,000.00								
6	Edna Lift Station Rehabilitation	2020	\$ 50,000.00							\$ 50,000.00				
7	Spring Hill Lift Station Rehabilitation	2021	\$ 50,000.00								\$ 50,000.00			
8	Ag Lift Station Rehabilitation	2022	\$ 50,000.00									\$ 50,000.00		
9	Country Club Estates Lift Station Rehabilitation	2023	\$ 50,000.00										\$ 50,000.00	
10	Patterson Park Lift Station Rehabilitation	2024	\$ 20,000.00											\$ 20,000.00
11	Manhole / Sanitary Sewer Rehabilitation	2016	\$ 250,000.00			\$ 250,000.00								
12	Manhole / Sanitary Sewer Rehabilitation	2017	\$ 250,000.00				\$ 250,000.00							
13	Manhole / Sanitary Sewer Rehabilitation	2018	\$ 250,000.00					\$ 250,000.00						
14	Manhole / Sanitary Sewer Rehabilitation	2019	\$ 250,000.00						\$ 250,000.00					
15	Manhole / Sanitary Sewer Rehabilitation	2020	\$ 250,000.00							\$ 250,000.00				
16	Manhole / Sanitary Sewer Rehabilitation	2021	\$ 250,000.00								\$ 250,000.00			
17	Manhole / Sanitary Sewer Rehabilitation	2022	\$ 250,000.00									\$ 250,000.00		
18	Manhole / Sanitary Sewer Rehabilitation	2023	\$ 250,000.00										\$ 250,000.00	
19	Manhole / Sanitary Sewer Rehabilitation	2024	\$ 250,000.00											\$ 250,000.00

WASTEWATER

-This Page Intentionally Left Blank-

City of Arkansas City Capital Improvement Plan

Item No.	Project	Project Date	Amount	2014	2015	2016	2017	2018	2019	2020	2021	2022	2023	2024
1	Levee Certification	2014	\$ 250,000.00	\$ 250,000.00										
2	6th St. / Lincoln Pump Replacement	2014	\$ 40,000.00	\$ 40,000.00										
3	2nd St. / Lincoln Pump Replacement	2016	\$ 50,000.00			\$ 40,000.00								
4	Mill Canal Pump Replacement	2018	\$ 175,000.00					\$ 175,000.00						
5	Madison Underpass Pump Replacement	2020	\$ 50,000.00							\$ 40,000.00				
6	Chestnut Underpass Pump Replacement	2022	\$ 50,000.00									\$ 40,000.00		
7	9th St. Pump Replacement	2024	\$ 50,000.00											\$ 40,000.00
8	Trash Screen Structure in Mill Canal	2015	\$ 50,000.00		\$ 50,000.00									
9	Low-water crossing structure (McFarland)	2016	\$ 75,000.00			\$ 75,000.00								
10	Mill Canal Cleaning & Rehabilitation	2020	\$ 100,000.00							\$ 100,000.00				
11	"C" St. Canal Cleaning & Rehabilitation	2017	\$ 200,000.00				\$ 200,000.00							
12	Inlet / SWS Pipe Rehabilitation	2015	\$ 50,000.00		\$ 50,000.00									
13	Inlet / SWS Pipe Rehabilitation	2016	\$ 50,000.00			\$ 50,000.00								
14	Inlet / SWS Pipe Rehabilitation	2017	\$ 50,000.00				\$ 50,000.00							
15	Inlet / SWS Pipe Rehabilitation	2018	\$ 50,000.00					\$ 50,000.00						
16	Inlet / SWS Pipe Rehabilitation	2019	\$ 50,000.00						\$ 50,000.00					
17	Inlet / SWS Pipe Rehabilitation	2020	\$ 50,000.00							\$ 50,000.00				
18	Inlet / SWS Pipe Rehabilitation	2021	\$ 50,000.00								\$ 50,000.00			
19	Inlet / SWS Pipe Rehabilitation	2022	\$ 50,000.00									\$ 50,000.00		
20	Inlet / SWS Pipe Rehabilitation	2023	\$ 50,000.00										\$ 50,000.00	
21	Inlet / SWS Pipe Rehabilitation	2024	\$ 50,000.00											\$ 50,000.00
22	Levee Certification	2024	\$ 300,000.00											\$ 300,000.00

STORMWATER

-This Page Intentionally Left Blank-

City of Arkansas City Capital Improvement Plan

Item No.	Project	Project Date	Amount	2014	2015	2016	2017	2018	2019	2020	2021	2022	2023	2024
1	15 St. Bridge over "C" St. Canal	2014	\$ 400,000.00	\$ 400,000.00										
2	Brick Rehabilitation (100 Block E. Taylor)	2014	\$ 125,000.00	\$ 125,000.00										
3	ADA Sidewalk / C&G Improvements	2014	\$ 25,000.00	\$ 25,000.00										
4	Summit St. Mill & Overlay (Walnut to KS Ave)	2015	\$ 425,000.00		\$ 425,000.00									
5	Brick Rehabilitation (100 Block S. 1st St)	2015	\$ 125,000.00		\$ 125,000.00									
6	ADA Sidewalk / C&G Improvements	2015	\$ 25,000.00		\$ 25,000.00									
7	Hike / Bike Trail Extension	2015	\$ 50,000.00		\$ 50,000.00									
8	Summit St. Reconstruction (KS Ave to Radio Ln)	2016	\$ 3,500,000.00			\$ 3,500,000.00								
9	Brick Rehabilitation	2016	\$ 125,000.00			\$ 125,000.00								
10	ADA Sidewalk / C&G Improvements	2016	\$ 25,000.00			\$ 25,000.00								
11	Summit St. Mill & Overlay (Radio Ln to Skyline)	2017	\$ 475,000.00				\$ 475,000.00							
12	Brick Rehabilitation	2017	\$ 125,000.00				\$ 125,000.00							
13	ADA Sidewalk / C&G Improvements	2017	\$ 25,000.00				\$ 25,000.00							
14	Hike / Bike Trail Extension	2017	\$ 50,000.00				\$ 50,000.00							
15	Skyline Rd. Reconstruction (Summit to 8th St.)	2018	\$ 1,750,000.00					\$ 1,750,000.00						
16	Brick Rehabilitation	2018	\$ 125,000.00					\$ 125,000.00						
17	ADA Sidewalk / C&G Improvements	2018	\$ 25,000.00					\$ 25,000.00						
18	Brick Rehabilitation	2019	\$ 125,000.00						\$ 125,000.00					
19	Sign Replacement	2019	\$ 25,000.00						\$ 25,000.00					
20	Hike / Bike Trail Extension	2019	\$ 50,000.00						\$ 50,000.00					
21	Brick Rehabilitation	2020	\$ 125,000.00							\$ 125,000.00				
22	Sign Replacement	2020	\$ 25,000.00							\$ 25,000.00				
23	Brick Rehabilitation	2021	\$ 125,000.00								\$ 125,000.00			
24	Sign Replacement	2021	\$ 25,000.00								\$ 25,000.00			
25	Hike / Bike Trail Extension	2021	\$ 50,000.00								\$ 50,000.00			
26	Brick Rehabilitation	2022	\$ 125,000.00									\$ 125,000.00		
27	Sign Replacement	2022	\$ 25,000.00									\$ 25,000.00		
28	Brick Rehabilitation	2023	\$ 125,000.00										\$ 125,000.00	
29	Brick Rehabilitation	2024	\$ 125,000.00											\$ 125,000.00

STREETS

-This Page Intentionally Left Blank-



City of Arkansas City Capital Improvement Plan

Item No.	Project	Project Date	Amount	2014	2015	2016	2017	2018	2019	2020	2021	2022	2023	2024
SANITATION	1	Improve Recycle Center Building	2014 \$ 50,000.00	\$ 50,000.00										
	2													
	3													
	4													
	5													

-This Page Intentionally Left Blank-

City of Arkansas City Capital Improvement Plan

Item No.	Project	Project Date	Amount	2014	2015	2016	2017	2018	2019	2020	2021	2022	2023	2024
NEIGHBORHOOD SERVICES	1	Old Hospital Demolition	2014 \$ 350,000.00	\$ 350,000.00										
	2	Dangerous Structure Demolition	2014 \$ 65,000.00	\$ 65,000.00										
	3	Dangerous Structure Demolition	2015 \$ 65,000.00		\$ 65,000.00									
	4	Dangerous Structure Demolition	2016 \$ 65,000.00			\$ 65,000.00								
	5	Dangerous Structure Demolition	2017 \$ 65,000.00				\$ 65,000.00							
	6	Dangerous Structure Demolition	2018 \$ 65,000.00					\$ 65,000.00						
	7	Dangerous Structure Demolition	2019 \$ 65,000.00						\$ 65,000.00					
	8	Dangerous Structure Demolition	2020 \$ 65,000.00							\$ 65,000.00				
	9	Dangerous Structure Demolition	2021 \$ 65,000.00								\$ 65,000.00			
	10	Dangerous Structure Demolition	2022 \$ 65,000.00									\$ 65,000.00		
	11	Dangerous Structure Demolition	2023 \$ 65,000.00										\$ 65,000.00	
	12	Dangerous Structure Demolition	2024 \$ 65,000.00											\$ 65,000.00

-This Page Intentionally Left Blank-

## City Debt Structure

**In short, before all other obligations, the City must pay its debt.** Debt can be an effective tool to finance capital improvements and to smooth out short-term revenue flows; however, its misuse can cause serious financial problems. Even a temporary inability to repay debt can result in loss of credit rating, increased borrowing costs, and loss of autonomy to State and other regulatory bodies.

	2014	2015	2016	2017	2018-2022
<b>PRINCIPAL</b>					
General Obligation Bonds	\$ 695,000	\$ 720,000	\$ 495,000	\$ 515,000	\$ 775,000
Revenue Bonds	405,000	425,000	445,000	465,000	2,750,000
Temporary Notes	-	-	-	-	-
KDHE Loans	33,788	34,971	36,195	37,462	207,918
Lease Purchase Agree- Certificate of Participation	72,836	76,448	80,238	-	-
	-	-	-	-	-
<b>TOTAL PRINCIPAL</b>	<b>\$ 1,206,625</b>	<b>\$ 1,256,419</b>	<b>\$ 1,056,433</b>	<b>\$ 1,017,462</b>	<b>\$ 3,732,918</b>
<b>INTEREST</b>					
General Obligation Bonds	\$ 112,608	\$ 89,690	\$ 65,200	\$ 48,213	\$ 38,070
Revenue Bonds	1,482,423	1,463,185	1,441,935	1,419,685	6,679,950
Temporary Notes	-	-	-	-	-
KDHE Loans	23,674	22,611	21,510	20,371	83,325
Lease Purchase Agree- Certificate of Participation	11,380	7,768	3,978	-	-
	-	-	-	-	-
<b>TOTAL INTEREST</b>	<b>\$ 1,630,084</b>	<b>\$ 1,583,254</b>	<b>\$ 1,532,623</b>	<b>\$ 1,488,269</b>	<b>\$ 6,801,345</b>
<b>TOTAL PRINCIPAL &amp; INTEREST</b>	<b>\$ 2,836,708</b>	<b>\$ 2,839,673</b>	<b>\$ 2,589,056</b>	<b>\$ 2,505,731</b>	<b>\$10,534,264</b>

Note: This chart is only a short term snap shot of total debt. Please see remaining schedule for full debt picture. Revenue bonds listed in the chart above are the Public Building Commission bonds for the principle and interest on the hospital improvement project completed in 2011.

### The Revenue Debt Summary

The following summarizes certain key statistics with respect to the City's general obligation debt including the Bonds and excluding the Refunded Notes:

**Debt Summary of City Debt**

Estimated Actual Fair Market Value of Tangible Property .....	\$ 309,218,499
Equalized Assessed Valuation of Tangible Valuation for Computation of Bonded Debt Limitations .....	\$ 58,393,538
Legal limitation of Bonded Debt .....	\$ 17,518,061
Outstanding General Obligation Debt .....	\$ 10,320,000
Additional Debt Capacity .....	\$ 7,198,061
Direct & Overlapping Debt .....	\$ 30,567,676
Direct Debt Per Capita (Population = 12,401) .....	\$ 832.19
Direct and Overlapping Debt Per Capita .....	\$2,464.94
Direct Debt as a Percentage of Assessed Valuation .....	17.67%
Direct and Overlapping Debt as a Percentage of Assessed Valuation .....	52.35%
Direct Debt as a Percentage of Actual Fair Market Value .....	3.34%
Direct and Overlapping Debt as a Percentage of Actual Fair Market Value .....	9.89%

**Current Indebtedness of the City**

The following table lists all of the outstanding obligations of the City:

**General Obligation Bonds**

<b>Description of Indebtedness</b>	<b>Issue Date</b>	<b>Final Maturity</b>	<b>Original Principal Amount</b>	<b>Amount Outstanding</b>
G.O. Bonds Series 2003	8/1/03	12/1/13	\$ 3,685,000	\$ 440,000
G.O. Bonds Series 2005	12/1/05	12/1/15	2,095,000	720,000
G.O. Bonds Series 2008	9/1/08	12/1/18	2,545,000	1,670,000
G.O. Bonds Series 2009	7/1/09	12/1/19	1,950,000	1,475,000
G.O. Bonds Series 2013	4/1/13	12/1/32	6,015,000	6,015,000
<b>Total</b>				\$ 10,320,000

**CITY OF ARKANSAS CITY  
DEBT SCHEDULE**

Type of Debt	Date of Issue	Date of Maturity	Interest Rate %	Date Due		Amount of Issue	2013			2014				
				Interest	Principal		Interest	Principal	End Balance	Interest	Principal	End Balance		
<b>GENERAL OBLIGATION:</b>														
Series 2002 GO	10/1/2001	10/1/2012	3.15-4.25	4/1	10/1	4/1	2,200,000.00	-	-	-	-	-	-	
Series 2003 GO	8/20/2003	12/1/2013	2.5-3.75	6/1,	12/1	12/1	3,685,000.00	16,500.00	440,000.00	-	-	-	-	
Series 2005 GO	11/22/2005	12/1/2015	3.4-5.5	6/1,	12/1	12/1	2,095,000.00	25,685.00	230,000.00	490,000.00	17,520.00	240,000.00	250,000.00	
Series 2008 GO	9/5/2008	12/1/2018	2.1-4	6/1,	12/1	12/1	2,545,000.00	63,305.00	250,000.00	1,420,000.00	54,055.00	260,000.00	1,160,000.00	
Series 2009 GO	7/1/2009	12/1/2019	2.5-3.7	6/1,	12/1	12/1	1,950,000.00	45,657.50	185,000.00	1,290,000.00	41,032.50	195,000.00	1,095,000.00	
Series 2013 GO	4/2/2013	12/1/2032	1.5-3	6/1,	12/1	12/1	6,015,000.00	69,840.00	470,000.00	5,545,000.00	97,710.00	430,000.00	5,115,000.00	
<b>TOTAL GO BONDS</b>							<b>18,490,000.00</b>	<b>220,987.50</b>	<b>1,575,000.00</b>	<b>8,745,000.00</b>	<b>210,317.50</b>	<b>1,125,000.00</b>	<b>7,620,000.00</b>	
<b>REVENUE BONDS:</b>														
<b>TOTAL REVENUE BONDS</b>							-	-	-	-	-	-	-	
<b>OTHER:</b>														
KDHE - Water Supply Loan	8/5/2011	8/1/2030	3.12	2/1,	8/1	2/1,	8/1	885,368.21	24,701.71	32,645.51	767,167.00	23,674.33	33,788.14	733,378.86
Temp Note 2010-1	4/22/2010	5/1/2013	2.15	5/1,	11/1	5/1/13	6,200,000.00	66,650.00	6,200,000.00	-	-	-	-	
<b>TOTAL OTHER</b>							<b>7,085,368.21</b>	<b>91,351.71</b>	<b>6,232,645.51</b>	<b>767,167.00</b>	<b>23,674.33</b>	<b>33,788.14</b>	<b>733,378.86</b>	
<b>TOTAL DEBT</b>							<b>25,575,368.21</b>	<b>312,339.21</b>	<b>7,807,645.51</b>	<b>9,512,167.00</b>	<b>233,991.83</b>	<b>1,158,788.14</b>	<b>8,353,378.86</b>	
Public Building Commission	9/2/2009	9/1/2038	4-7	3/1,	9/1	9/1	23,205,000.00	1,499,747.50	385,000.00	22,450,000.00	1,482,422.50	405,000.00	22,045,000.00	
<b>TOTAL DEBT + PBC DEBT</b>							<b>48,780,368.21</b>	<b>1,812,086.71</b>	<b>8,192,645.51</b>	<b>31,962,167.00</b>	<b>1,716,414.33</b>	<b>1,563,788.14</b>	<b>30,398,378.86</b>	
<b>LEASES:</b>														
Aerial Fire Truck	8/18/2006	2/1/2016	4.89%	2/1	2/1	2/1	668,665.10	14,858.76	69,357.13	229,521.74	11,379.50	72,836.39	156,685.35	
Pumper Fire Truck	7/1/2013	2/1/2023	2.82%	2/1,	8/1	2/1,	8/1	587,667.00	-	33,454.48	554,212.52	15,267.27	51,641.69	502,570.83
<b>TOTAL LEASES</b>							<b>1,256,332.10</b>	<b>14,858.76</b>	<b>102,811.61</b>	<b>783,734.26</b>	<b>26,646.77</b>	<b>124,478.08</b>	<b>659,256.18</b>	

-This Page Intentionally Left Blank-



**CITY OF ARKANSAS CITY  
DEBT SCHEDULE**

Type of Debt	2015			2016			2017			2018		
	Interest	Principal	End Balance	Interest	Principal	End Balance	Interest	Principal	End Balance	Interest	Principal	End Balance
<b>GENERAL OBLIGATION:</b>												
Series 2002 GO			-			-			-			-
Series 2003 GO												
Series 2005 GO	9,000.00	250,000.00	-									
Series 2008 GO	44,435.00	270,000.00	890,000.00	34,445.00	285,000.00	605,000.00	23,757.50	295,000.00	310,000.00	12,400.00	310,000.00	-
Series 2009 GO	36,255.00	200,000.00	895,000.00	30,755.00	210,000.00	685,000.00	24,455.00	220,000.00	465,000.00	16,975.00	230,000.00	235,000.00
Series 2013 GO	91,260.00	445,000.00	4,670,000.00	84,585.00	455,000.00	4,215,000.00	77,760.00	470,000.00	3,745,000.00	70,710.00	485,000.00	3,260,000.00
<b>TOTAL GO BONDS</b>	<b>180,950.00</b>	<b>1,165,000.00</b>	<b>6,455,000.00</b>	<b>149,785.00</b>	<b>950,000.00</b>	<b>5,505,000.00</b>	<b>125,972.50</b>	<b>985,000.00</b>	<b>4,520,000.00</b>	<b>100,085.00</b>	<b>1,025,000.00</b>	<b>3,495,000.00</b>
<b>REVENUE BONDS:</b>												
<b>TOTAL REVENUE BONDS</b>	-	-	-	-	-	-	-	-	-	-	-	-
<b>OTHER:</b>												
KDHE - Water Supply Loan	22,610.99	34,970.76	698,408.10	21,510.45	36,194.76	662,213.34	20,371.37	37,461.62	624,751.72	19,192.43	38,772.81	585,978.91
Temp Note 2010-1												
<b>TOTAL OTHER</b>	<b>22,610.99</b>	<b>34,970.76</b>	<b>698,408.10</b>	<b>21,510.45</b>	<b>36,194.76</b>	<b>662,213.34</b>	<b>20,371.37</b>	<b>37,461.62</b>	<b>624,751.72</b>	<b>19,192.43</b>	<b>38,772.81</b>	<b>585,978.91</b>
<b>TOTAL DEBT</b>	<b>203,560.99</b>	<b>1,199,970.76</b>	<b>7,153,408.10</b>	<b>171,295.45</b>	<b>986,194.76</b>	<b>6,167,213.34</b>	<b>146,343.87</b>	<b>1,022,461.62</b>	<b>5,144,751.72</b>	<b>119,277.43</b>	<b>1,063,772.81</b>	<b>4,080,978.91</b>
Public Building Commission	1,463,185.00	425,000.00	21,620,000.00	1,441,935.00	445,000.00	21,175,000.00	1,419,685.00	465,000.00	20,710,000.00	1,395,505.00	490,000.00	20,220,000.00
<b>TOTAL DEBT + PBC DEBT</b>	<b>1,666,745.99</b>	<b>1,624,970.76</b>	<b>28,773,408.10</b>	<b>1,613,230.45</b>	<b>1,431,194.76</b>	<b>27,342,213.34</b>	<b>1,566,028.87</b>	<b>1,487,461.62</b>	<b>25,854,751.72</b>	<b>1,514,782.43</b>	<b>1,553,772.81</b>	<b>24,300,978.91</b>
<b>LEASES:</b>												
Aerial Fire Truck	7,768.33	76,447.56	80,237.79	3,978.10	80,237.79	-						
Pumper Fire Truck	13,800.71	53,108.25	449,462.58	12,292.49	54,616.47	394,846.11	10,741.45	56,167.51	338,678.60	9,146.36	57,762.60	280,916.00
<b>TOTAL LEASES</b>	<b>21,569.04</b>	<b>129,555.81</b>	<b>529,700.37</b>	<b>16,270.59</b>	<b>134,854.26</b>	<b>394,846.11</b>	<b>10,741.45</b>	<b>56,167.51</b>	<b>338,678.60</b>	<b>9,146.36</b>	<b>57,762.60</b>	<b>280,916.00</b>

-This Page Intentionally Left Blank-

**CITY OF ARKANSAS CITY  
DEBT SCHEDULE**

Type of Debt	2019			2020			2021			2022		
	Interest	Principal	End Balance	Interest	Principal	End Balance	Interest	Principal	End Balance	Interest	Principal	End Balance
<b>GENERAL OBLIGATION:</b>												
Series 2002 GO			-			-			-			-
Series 2003 GO												
Series 2005 GO												
Series 2008 GO												
Series 2009 GO	8,695.00	235,000.00	-									
Series 2013 GO	63,435.00	495,000.00	2,765,000.00	56,010.00	515,000.00	2,250,000.00	48,285.00	525,000.00	1,725,000.00	40,410.00	540,000.00	1,185,000.00
<b>TOTAL GO BONDS</b>	<b>72,130.00</b>	<b>730,000.00</b>	<b>2,765,000.00</b>	<b>56,010.00</b>	<b>515,000.00</b>	<b>2,250,000.00</b>	<b>48,285.00</b>	<b>525,000.00</b>	<b>1,725,000.00</b>	<b>40,410.00</b>	<b>540,000.00</b>	<b>1,185,000.00</b>
<b>REVENUE BONDS:</b>												
<b>TOTAL REVENUE BONDS</b>	-	-	-	-	-	-	-	-	-	-	-	-
<b>OTHER:</b>												
KDHE - Water Supply Loan	17,972.22	40,129.91	545,849.00	16,709.30	41,534.49	504,314.51	15,402.19	42,988.24	461,326.27	14,049.32	44,492.88	416,833.39
Temp Note 2010-1												
<b>TOTAL OTHER</b>	<b>17,972.22</b>	<b>40,129.91</b>	<b>545,849.00</b>	<b>16,709.30</b>	<b>41,534.49</b>	<b>504,314.51</b>	<b>15,402.19</b>	<b>42,988.24</b>	<b>461,326.27</b>	<b>14,049.32</b>	<b>44,492.88</b>	<b>416,833.39</b>
<b>TOTAL DEBT</b>	<b>90,102.22</b>	<b>770,129.91</b>	<b>3,310,849.00</b>	<b>72,719.30</b>	<b>556,534.49</b>	<b>2,754,314.51</b>	<b>63,687.19</b>	<b>567,988.24</b>	<b>2,186,326.27</b>	<b>54,459.32</b>	<b>584,492.88</b>	<b>1,601,833.39</b>
Public Building Commission	1,369,045.00	520,000.00	19,700,000.00	1,339,925.00	545,000.00	19,155,000.00	1,305,862.50	580,000.00	18,575,000.00	1,269,612.50	615,000.00	17,960,000.00
<b>TOTAL DEBT + PBC DEBT</b>	<b>1,459,147.22</b>	<b>1,290,129.91</b>	<b>23,010,849.00</b>	<b>1,412,644.30</b>	<b>1,101,534.49</b>	<b>21,909,314.51</b>	<b>1,369,549.69</b>	<b>1,147,988.24</b>	<b>20,761,326.27</b>	<b>1,324,071.82</b>	<b>1,199,492.88</b>	<b>19,561,833.39</b>
<b>LEASES:</b>												
Aerial Fire Truck												
Pumper Fire Truck	7,505.98	59,402.98	221,513.02	5,818.99	61,089.97	160,423.05	3,198.28	62,824.85	97,598.20	2,299.96	64,609.00	32,989.20
<b>TOTAL LEASES</b>	<b>7,505.98</b>	<b>59,402.98</b>	<b>221,513.02</b>	<b>5,818.99</b>	<b>61,089.97</b>	<b>160,423.05</b>	<b>3,198.28</b>	<b>62,824.85</b>	<b>97,598.20</b>	<b>2,299.96</b>	<b>64,609.00</b>	<b>32,989.20</b>

-This Page Intentionally Left Blank-

**CITY OF ARKANSAS CITY  
DEBT SCHEDULE**

Type of Debt	2023			2024			2025			2026		
	Interest	Principal	End Balance	Interest	Principal	End Balance	Interest	Principal	End Balance	Interest	Principal	End Balance
<b>GENERAL OBLIGATION:</b>												
Series 2002 GO			-			-			-			-
Series 2003 GO												
Series 2005 GO												
Series 2008 GO												
Series 2009 GO												
Series 2013 GO	30,960.00	100,000.00	1,085,000.00	28,810.00	105,000.00	980,000.00	26,552.50	105,000.00	875,000.00	24,085.00	110,000.00	765,000.00
<b>TOTAL GO BONDS</b>	<b>30,960.00</b>	<b>100,000.00</b>	<b>1,085,000.00</b>	<b>28,810.00</b>	<b>105,000.00</b>	<b>980,000.00</b>	<b>26,552.50</b>	<b>105,000.00</b>	<b>875,000.00</b>	<b>24,085.00</b>	<b>110,000.00</b>	<b>765,000.00</b>
<b>REVENUE BONDS:</b>												
<b>TOTAL REVENUE BONDS</b>	-	-	-	-	-	-	-	-	-	-	-	-
<b>OTHER:</b>												
KDHE - Water Supply Loan	12,649.10	46,050.17	370,783.22	11,199.87	47,661.97	323,121.25	9,699.92	49,330.19	273,791.06	8,147.46	51,056.81	222,734.25
Temp Note 2010-1												
<b>TOTAL OTHER</b>	<b>12,649.10</b>	<b>46,050.17</b>	<b>370,783.22</b>	<b>11,199.87</b>	<b>47,661.97</b>	<b>323,121.25</b>	<b>9,699.92</b>	<b>49,330.19</b>	<b>273,791.06</b>	<b>8,147.46</b>	<b>51,056.81</b>	<b>222,734.25</b>
<b>TOTAL DEBT</b>	<b>43,609.10</b>	<b>146,050.17</b>	<b>1,455,783.22</b>	<b>40,009.87</b>	<b>152,661.97</b>	<b>1,303,121.25</b>	<b>36,252.42</b>	<b>154,330.19</b>	<b>1,148,791.06</b>	<b>32,232.46</b>	<b>161,056.81</b>	<b>987,734.25</b>
Public Building Commission	1,231,175.00	655,000.00	17,305,000.00	1,190,237.50	695,000.00	16,610,000.00	1,146,800.00	740,000.00	15,870,000.00	1,095,000.00	790,000.00	15,080,000.00
<b>TOTAL DEBT + PBC DEBT</b>	<b>1,274,784.10</b>	<b>801,050.17</b>	<b>18,760,783.22</b>	<b>1,230,247.37</b>	<b>847,661.97</b>	<b>17,913,121.25</b>	<b>1,183,052.42</b>	<b>894,330.19</b>	<b>17,018,791.06</b>	<b>1,127,232.46</b>	<b>951,056.81</b>	<b>16,067,734.25</b>
<b>LEASES:</b>												
Aerial Fire Truck												
Pumper Fire Truck	465.15	32,989.21	-									
<b>TOTAL LEASES</b>	<b>465.15</b>	<b>32,989.21</b>	<b>-</b>									

-This Page Intentionally Left Blank-

**CITY OF ARKANSAS CITY  
DEBT SCHEDULE**

Type of Debt	2027			2028			2029			2030		
	Interest	Principal	End Balance	Interest	Principal	End Balance	Interest	Principal	End Balance	Interest	Principal	End Balance
<b>GENERAL OBLIGATION:</b>												
Series 2002 GO			-			-			-			-
Series 2003 GO												
Series 2005 GO												
Series 2008 GO												
Series 2009 GO												
Series 2013 GO	21,500.00	115,000.00	650,000.00	18,510.00	120,000.00	530,000.00	15,390.00	125,000.00	405,000.00	11,890.00	130,000.00	275,000.00
<b>TOTAL GO BONDS</b>	<b>21,500.00</b>	<b>115,000.00</b>	<b>650,000.00</b>	<b>18,510.00</b>	<b>120,000.00</b>	<b>530,000.00</b>	<b>15,390.00</b>	<b>125,000.00</b>	<b>405,000.00</b>	<b>11,890.00</b>	<b>130,000.00</b>	<b>275,000.00</b>
<b>REVENUE BONDS:</b>												
<b>TOTAL REVENUE BONDS</b>	-	-	-	-	-	-	-	-	-	-	-	-
<b>OTHER:</b>												
KDHE - Water Supply Loan	6,540.67	52,843.85	169,890.40	4,877.64	54,693.43	115,196.97	3,156.40	56,607.76	58,589.21	1,374.92	58,589.21	-
Temp Note 2010-1												
<b>TOTAL OTHER</b>	<b>6,540.67</b>	<b>52,843.85</b>	<b>169,890.40</b>	<b>4,877.64</b>	<b>54,693.43</b>	<b>115,196.97</b>	<b>3,156.40</b>	<b>56,607.76</b>	<b>58,589.21</b>	<b>1,374.92</b>	<b>58,589.21</b>	<b>-</b>
<b>TOTAL DEBT</b>	<b>28,040.67</b>	<b>167,843.85</b>	<b>819,890.40</b>	<b>23,387.64</b>	<b>174,693.43</b>	<b>645,196.97</b>	<b>18,546.40</b>	<b>181,607.76</b>	<b>463,589.21</b>	<b>13,264.92</b>	<b>188,589.21</b>	<b>275,000.00</b>
Public Building Commission	1,039,700.00	845,000.00	14,235,000.00	980,550.00	905,000.00	13,330,000.00	917,200.00	970,000.00	12,360,000.00	849,300.00	1,040,000.00	11,320,000.00
<b>TOTAL DEBT + PBC DEBT</b>	<b>1,067,740.67</b>	<b>1,012,843.85</b>	<b>15,054,890.40</b>	<b>1,003,937.64</b>	<b>1,079,693.43</b>	<b>13,975,196.97</b>	<b>935,746.40</b>	<b>1,151,607.76</b>	<b>12,823,589.21</b>	<b>862,564.92</b>	<b>1,228,589.21</b>	<b>11,595,000.00</b>
<b>LEASES:</b>												
Aerial Fire Truck												
Pumper Fire Truck												
<b>TOTAL LEASES</b>												

-This Page Intentionally Left Blank-



**CITY OF ARKANSAS CITY  
DEBT SCHEDULE**

Type of Debt	2031			2032			2033			2034		
	Interest	Principal	End Balance	Interest	Principal	End Balance	Interest	Principal	End Balance	Interest	Principal	End Balance
<b>GENERAL OBLIGATION:</b>												
Series 2002 GO			-			-			-			-
Series 2003 GO												
Series 2005 GO												
Series 2008 GO												
Series 2009 GO												
Series 2013 GO	8,250.00	135,000.00	140,000.00	4,200.00	140,000.00	-						
<b>TOTAL GO BONDS</b>	<b>8,250.00</b>	<b>135,000.00</b>	<b>140,000.00</b>	<b>4,200.00</b>	<b>140,000.00</b>	<b>-</b>	-	-	-	-	-	-
<b>REVENUE BONDS:</b>												
<b>TOTAL REVENUE BONDS</b>	-	-	-	-	-	-	-	-	-	-	-	-
<b>OTHER:</b>												
KDHE - Water Supply Loan												
Temp Note 2010-1												
<b>TOTAL OTHER</b>	-	-	-	-	-	-	-	-	-	-	-	-
<b>TOTAL DEBT</b>	<b>8,250.00</b>	<b>135,000.00</b>	<b>140,000.00</b>	<b>4,200.00</b>	<b>140,000.00</b>	<b>-</b>	-	-	-	-	-	-
Public Building Commission	777,837.50	1,110,000.00	10,210,000.00	701,562.50	1,185,000.00	9,025,000.00	620,137.50	1,265,000.00	7,760,000.00	533,225.00	1,355,000.00	6,405,000.00
<b>TOTAL DEBT + PBC DEBT</b>	<b>786,087.50</b>	<b>1,245,000.00</b>	<b>10,350,000.00</b>	<b>705,762.50</b>	<b>1,325,000.00</b>	<b>9,025,000.00</b>	<b>620,137.50</b>	<b>1,265,000.00</b>	<b>7,760,000.00</b>	<b>533,225.00</b>	<b>1,355,000.00</b>	<b>6,405,000.00</b>
<b>LEASES:</b>												
Aerial Fire Truck												
Pumper Fire Truck												
<b>TOTAL LEASES</b>												

-This Page Intentionally Left Blank-

**CITY OF ARKANSAS CITY  
DEBT SCHEDULE**

Type of Debt	2035			2036			2037			2038		
	Interest	Principal	End Balance	Interest	Principal	End Balance	Interest	Principal	End Balance	Interest	Principal	End Balance
<b>GENERAL OBLIGATION:</b>												
Series 2002 GO			-			-			-			-
Series 2003 GO												
Series 2005 GO												
Series 2008 GO												
Series 2009 GO												
Series 2013 GO												
<b>TOTAL GO BONDS</b>	-	-	-	-	-	-	-	-	-	-	-	-
<b>REVENUE BONDS:</b>												
<b>TOTAL REVENUE BONDS</b>	-	-	-	-	-	-	-	-	-	-	-	-
<b>OTHER:</b>												
KDHE - Water Supply Loan												-
Temp Note 2010-1												
<b>TOTAL OTHER</b>	-	-	-	-	-	-	-	-	-	-	-	-
<b>TOTAL DEBT</b>	-	-	-	-	-	-	-	-	-	-	-	-
Public Building Commission	440,125.00	1,445,000.00	4,960,000.00	340,837.50	1,545,000.00	3,415,000.00	234,675.00	1,650,000.00	1,765,000.00	121,287.50	1,765,000.00	-
<b>TOTAL DEBT + PBC DEBT</b>	<b>440,125.00</b>	<b>1,445,000.00</b>	<b>4,960,000.00</b>	<b>340,837.50</b>	<b>1,545,000.00</b>	<b>3,415,000.00</b>	<b>234,675.00</b>	<b>1,650,000.00</b>	<b>1,765,000.00</b>	<b>121,287.50</b>	<b>1,765,000.00</b>	<b>-</b>
<b>LEASES:</b>												
Aerial Fire Truck												
Pumper Fire Truck												
<b>TOTAL LEASES</b>												

-This Page Intentionally Left Blank-

-This Page Intentionally Left Blank-

# Fund Summaries

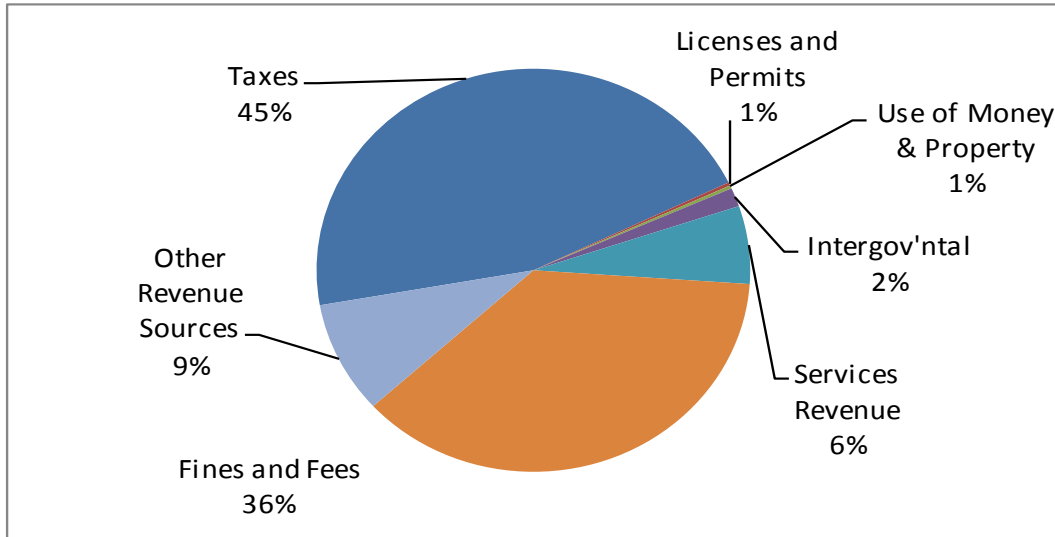
## Revenue Summaries and Expenditure Details



# Revenues and Expenditures

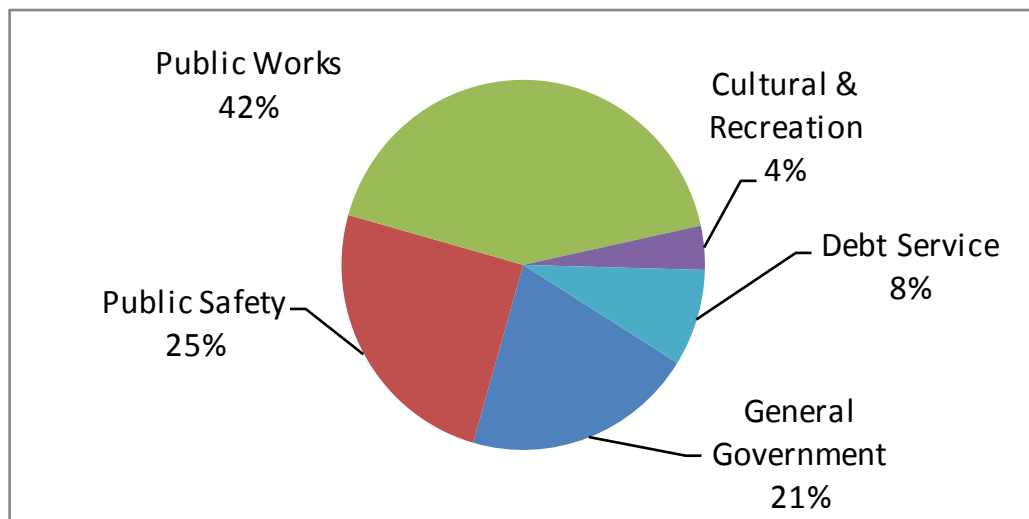
## Where Does the Money Come From?

### 2014 Budget Total Resources Available



## Where Does the Money Go?

### 2014 Budget Total Expenditures by Function



## Fund Balances

Fund balances are used to manage the City's ability to withstand unexpected financial emergencies. Fund balances may also determine the City's ability to manage monthly cash flows or accumulate funds for large-scale purchases without having to borrow. Fund Balances are audited each year. The year end 2013 fund balances are expected to continue to show improved stability for the City. Audited financial statements are available on the City's website.

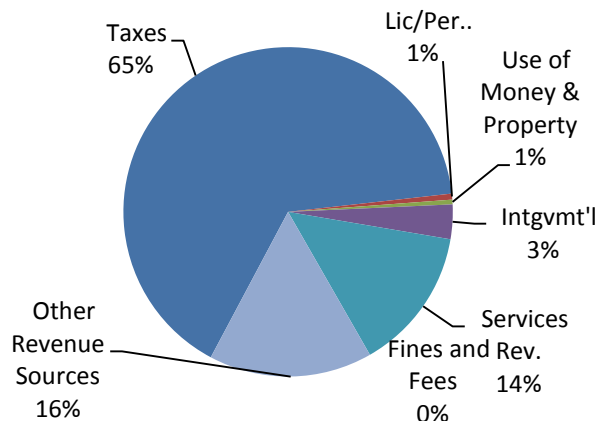
	Unencumbered Cash Balance Dec. 31, 2011	Unencumbered Cash Balance Dec. 31, 2012
<b>General Fund</b>	\$154,307	\$215,387
<b>Special Purpose Funds:</b>		
Special Recreation and Park	13,577	12,395
Special Street and Highway	238,233	271,273
Street Maintenance	201,679	240,528
Tourism	74,716	74,749
Cherokee Strip Museum	15,604	9,079
Alcohol Program	34,721	45,439
Economic Development	161,389	107,745
Memorial Hospital	617,271	641,202
Street Improvement	840,519	783,707
Convention Center	52,086	52,144
Community Contribution	71,058	24,175
DARE Program	1,209	1,430
Renaissance Faire	3,342	3,342
Equipment Reserve	88,224	200,648
Public Building Commission	2,314,036	2,317,730
<b>Bond And Interest Fund:</b>		
Bond and Interest	598,522	494,569
<b>Capital Project Fund:</b>		
Construction	789,835	568,085
<b>Business Funds:</b>		
Storm Water	414,259	468,227
Water Utility	2,630,617	3,095,869
Sewer	771,637	1,068,111
Sanitation	525,802	623,110
Total Financial Reporting Entity (Excluding Agency Funds)	\$10,612,643	\$11,318,944



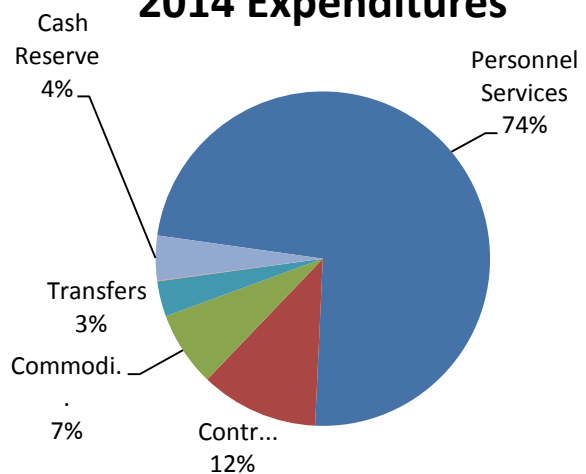
**General Fund-01 FUND  
Fiscal Year 2014**

	ACTUAL 2010	ACTUAL 2011	ACTUAL 2012	BUDGETED 2013	ESTIMATED 2013	BUDGETED 2014
Unencumbered Cash January 1	177,064	10,608	154,307	786,226	215,387	261,607
<b>Receipts:</b>						
Taxes	5,195,799	5,736,146	5,337,031	5,707,919	5,250,282	5,575,333
Licenses and Permits	109,189	87,657	51,193	44,100	61,948	49,900
Use of Money & Property	56,811	55,332	45,232	44,000	37,674	39,405
Intergovernmental	122,745	328,316	355,744.8	357,470	302,608	288,600
Services Revenue	1,114,669	1,526,988	1,251,431	1,332,526	1,136,783	1,197,636
Fines and Fees	-		22,770		1,000	-
Other Revenue Sources	1,381,516	1,015,104	1,166,500	1,364,168	1,587,991	1,367,500
Transfers In						
<b>Total Receipts</b>	<b>7,980,729</b>	<b>8,749,544</b>	<b>7,874,156</b>	<b>8,850,183</b>	<b>8,378,286</b>	<b>8,518,374</b>
<b>Total Available</b>	<b>8,157,793</b>	<b>8,760,152</b>	<b>8,028,463</b>	<b>9,636,409</b>	<b>8,593,673</b>	<b>8,779,981</b>
<b>Expenditures:</b>						
Personnel Services	6,197,831	5,869,484	6,060,358	6,720,855	5,909,996	6,454,661
Contractual	878,026	841,263	796,529	1,045,468	959,679	1,002,295
Commodities	592,574	641,196	672,757	787,143	613,674	637,225
Capital Outlay	292,012	324,085	286,165	775,625		
Transfers	44,905	120,335	104,280	15,000	493,931	299,800
Debt Service	203,231	149,531	150,535	84,215	13,612	5,000
Cash Reserve	-				117,670	381,000
<b>Total Expenditures</b>	<b>8,208,580</b>	<b>7,945,894</b>	<b>8,070,624</b>	<b>9,428,306</b>	<b>8,108,562</b>	<b>8,779,981</b>
Receipts Over(Under) Expenditures	(227,851)	803,650	(196,468)	(578,123)	269,724	(261,607)
Unencumbered Cash December 31	10,608	154,307	-	208,103	485,111	-

**2014 Receipts**



**2014 Expenditures**



City of Arkansas City, Kansas

		2010 Actual	2011 Actual	2012 Actual	2013 Adopted Budget	2013 Working Budget	2014 Adopted Budget
<b>Fund: 01 - GENERAL FUND</b>							
<b>Category: 500 - Personnel Services</b>							
<a href="#">01-100-5203</a>	Travel/ Meals/ Lodging	51.00	0.00	217.34	0.00	0.00	0.00
<a href="#">01-100-5206</a>	Employee Appreciation	0.00	0.00	125.00	0.00	0.00	0.00
<a href="#">01-201-5100</a>	Full Time Salary	4,902.20	4,467.10	0.00	0.00	0.00	0.00
<a href="#">01-201-5103</a>	SS/Medi Taxes	375.42	393.70	0.00	0.00	0.00	0.00
<a href="#">01-201-5113</a>	Unemployment Insurance	24.08	19.20	0.00	0.00	0.00	0.00
<a href="#">01-201-5114</a>	Workers Comp	148,377.15	9.90	0.00	0.00	0.00	0.00
<a href="#">01-201-5203</a>	Travel/ Meals/ Lodging	460.36	813.78	102.98	500.00	1,655.00	500.00
<a href="#">01-201-5204</a>	Training/Seminars/Conferences	323.93	0.00	0.00	0.00	900.00	0.00
<a href="#">01-201-5205</a>	Dues/Memberships	7,271.49	2,594.00	2,594.00	2,600.00	5,160.91	5,000.00
<a href="#">01-201-5206</a>	Employee Appreciation	0.00	0.00	0.00	20,000.00	15,000.00	15,000.00
<a href="#">01-203-5100</a>	Full Time Salary	46,103.12	60,538.07	46,738.79	204,000.00	226,350.00	275,390.00
<a href="#">01-203-5101</a>	Part Time Salary	0.00	0.00	0.00	0.00	0.00	0.00
<a href="#">01-203-5102</a>	Overtime Salary	1,538.09	2,413.39	297.75	0.00	265.00	0.00
<a href="#">01-203-5103</a>	SS/Medi Taxes	3,580.48	4,678.00	3,470.28	15,000.00	17,200.00	21,100.00
<a href="#">01-203-5105</a>	Retirement	1,811.35	1,860.00	427.40	9,000.00	0.00	0.00
<a href="#">01-203-5106</a>	KPERS	3,295.92	2,932.14	3,830.32	19,500.00	19,500.00	27,100.00
<a href="#">01-203-5111</a>	Life Insurance	35.77	25.42	29.50	150.00	150.00	155.00
<a href="#">01-203-5112</a>	Medical/Dental Insurance	7,413.61	6,643.13	5,716.12	33,500.00	31,150.00	33,500.00
<a href="#">01-203-5113</a>	Unemployment Insurance	166.68	464.19	260.19	1,100.00	1,100.00	1,520.00
<a href="#">01-203-5114</a>	Workers Comp	157.68	-2,786.11	79.74	650.00	866.95	8,265.00
<a href="#">01-203-5201</a>	Staffing Services	66.21	0.00	0.00	0.00	0.00	0.00
<a href="#">01-203-5202</a>	Employment Services	110.00	0.00	26.60	100.00	301.37	100.00
<a href="#">01-203-5203</a>	Travel/ Meals/ Lodging	3,552.64	1,702.90	3,998.34	5,000.00	3,276.86	3,500.00
<a href="#">01-203-5204</a>	Training/Seminars/Conferences	1,515.10	449.00	1,555.35	2,500.00	3,175.20	7,000.00
<a href="#">01-203-5205</a>	Dues/Memberships	3,004.12	110.00	240.00	3,500.00	1,500.00	2,500.00
<a href="#">01-203-5206</a>	Employee Appreciation	299.59	100.00	319.45	0.00	0.00	0.00
<a href="#">01-203-5207</a>	Transfer to Other Funds	0.00	7,246.08	0.00	0.00	0.00	0.00
<a href="#">01-204-5100</a>	Full Time Salary	0.00	0.00	67,329.23	75,500.00	75,600.00	76,850.00
<a href="#">01-204-5101</a>	Part Time Salary	0.00	0.00	0.00	0.00	0.00	0.00
<a href="#">01-204-5102</a>	Overtime Salary	0.00	0.00	817.31	500.00	500.00	300.00
<a href="#">01-204-5103</a>	SS/Medi Taxes	0.00	0.00	5,055.56	6,000.00	5,533.00	5,905.00
<a href="#">01-204-5105</a>	Retirement	0.00	0.00	0.00	0.00	0.00	0.00
<a href="#">01-204-5106</a>	KPERS	0.00	0.00	5,546.66	7,000.00	6,550.00	7,591.00
<a href="#">01-204-5111</a>	Life Insurance	0.00	0.00	66.22	100.00	70.00	76.00
<a href="#">01-204-5112</a>	Medical/Dental Insurance	0.00	891.41	9,103.48	9,200.00	13,500.00	15,120.00
<a href="#">01-204-5113</a>	Unemployment Insurance	0.00	0.00	375.40	450.00	450.00	425.00
<a href="#">01-204-5114</a>	Workers Comp	0.00	0.00	59.45	200.00	138.71	170.00
<a href="#">01-204-5201</a>	Staffing Services	0.00	0.00	0.00	0.00	0.00	0.00
<a href="#">01-204-5203</a>	Travel/ Meals/ Lodging	151.10	216.24	408.31	250.00	317.07	400.00
<a href="#">01-204-5204</a>	Training/Seminars/Conferences	0.00	69.36	50.00	150.00	150.00	300.00
<a href="#">01-204-5205</a>	Dues/Memberships	0.00	125.00	125.00	125.00	125.00	100.00
<a href="#">01-205-5100</a>	Full Time Salary	15,492.75	15,656.72	15,584.78	65,000.00	62,000.00	65,000.00
<a href="#">01-205-5103</a>	SS/Medi Taxes	1,187.56	1,152.00	1,193.29	5,000.00	4,800.00	5,000.00
<a href="#">01-205-5105</a>	Retirement	25.00	0.00	0.00	0.00	0.00	0.00
<a href="#">01-205-5106</a>	KPERS	1,070.72	1,171.25	1,267.35	6,000.00	5,350.00	6,400.00

City of Arkansas City, Kansas

		2010 Actual	2011 Actual	2012 Actual	2013 Adopted Budget	2013 Working Budget	2014 Adopted Budget
<a href="#">01-205-5111</a>	Life Insurance	0.00	0.00	0.00	0.00	0.00	0.00
<a href="#">01-205-5112</a>	Medical/Dental Insurance	0.00	0.00	0.00	0.00	0.00	0.00
<a href="#">01-205-5113</a>	Unemployment Insurance	55.82	120.23	83.89	400.00	340.00	360.00
<a href="#">01-205-5114</a>	Workers Comp	46.34	-718.14	50.00	200.00	173.39	205.00
<a href="#">01-205-5203</a>	Travel/ Meals/ Lodging	926.73	236.34	156.07	1,000.00	500.00	500.00
<a href="#">01-205-5204</a>	Training/Seminars/Conferences	100.00	120.00	65.00	500.00	500.00	500.00
<a href="#">01-205-5205</a>	Dues/Memberships	700.00	705.00	630.00	725.00	765.00	725.00
<a href="#">01-207-5100</a>	Full Time Salary	170,792.25	173,226.31	132,720.66	100,000.00	46,300.00	63,103.00
<a href="#">01-207-5101</a>	Part Time Salary	30,210.45	14,754.32	11,139.97	20,500.00	0.00	0.00
<a href="#">01-207-5102</a>	Overtime Salary	4,361.39	3,896.25	1,790.41	4,000.00	1,767.00	2,000.00
<a href="#">01-207-5103</a>	SS/Medi Taxes	14,734.99	12,975.44	10,341.37	8,000.00	3,520.00	4,981.00
<a href="#">01-207-5105</a>	Retirement	300.00	300.00	0.00	0.00	0.00	0.00
<a href="#">01-207-5106</a>	KPERS	14,155.64	14,352.33	11,781.51	9,500.00	3,589.00	6,407.00
<a href="#">01-207-5111</a>	Life Insurance	188.99	151.20	107.03	100.00	35.00	57.00
<a href="#">01-207-5112</a>	Medical/Dental Insurance	51,483.59	50,619.28	31,737.59	20,000.00	13,800.00	15,000.00
<a href="#">01-207-5113</a>	Unemployment Insurance	737.66	1,435.49	784.31	600.00	263.00	350.00
<a href="#">01-207-5114</a>	Workers Comp	6,648.63	-2,384.21	5,731.50	6,000.00	5,704.53	4,632.00
<a href="#">01-207-5201</a>	Staffing Services	0.00	0.00	0.00	0.00	0.00	0.00
<a href="#">01-207-5202</a>	Employment Services	125.00	60.00	0.00	100.00	260.40	100.00
<a href="#">01-207-5203</a>	Travel/ Meals/ Lodging	1,152.55	2,669.50	2,577.00	3,500.00	2,000.00	1,000.00
<a href="#">01-207-5204</a>	Training/Seminars/Conferences	6,247.15	5,049.02	2,511.64	2,500.00	2,000.00	2,000.00
<a href="#">01-207-5205</a>	Dues/Memberships	272.50	697.50	560.00	1,500.00	300.00	600.00
<a href="#">01-207-5207</a>	Moving Expense	0.00	0.00	0.00	0.00	0.00	0.00
<a href="#">01-209-5100</a>	Full Time Salary	77,247.97	63,516.05	53,486.23	277,000.00	263,260.00	265,400.00
<a href="#">01-209-5101</a>	Part Time Salary	314.42	0.00	0.00	0.00	0.00	0.00
<a href="#">01-209-5102</a>	Overtime Salary	2,308.69	1,746.34	998.32	2,000.00	2,500.00	2,000.00
<a href="#">01-209-5103</a>	SS/Medi Taxes	5,789.16	4,555.72	4,268.28	21,500.00	19,400.00	20,500.00
<a href="#">01-209-5105</a>	Retirement	154.00	1,400.00	0.00	0.00	0.00	0.00
<a href="#">01-209-5106</a>	KPERS	5,257.55	4,595.78	4,447.60	25,200.00	23,500.00	26,305.00
<a href="#">01-209-5111</a>	Life Insurance	75.07	49.26	40.43	200.00	180.00	190.00
<a href="#">01-209-5112</a>	Medical/Dental Insurance	12,902.56	9,271.05	1,538.49	33,700.00	35,000.00	40,210.00
<a href="#">01-209-5113</a>	Unemployment Insurance	287.36	498.54	3,921.28	1,600.00	1,500.00	1,460.00
<a href="#">01-209-5114</a>	Workers Comp	234.55	-2,987.26	102.00	650.00	676.22	560.00
<a href="#">01-209-5201</a>	Staffing Services	638.84	1,656.50	2.79	2,500.00	500.00	500.00
<a href="#">01-209-5202</a>	Employment Services	100.00	502.00	85.15	500.00	500.00	500.00
<a href="#">01-209-5203</a>	Travel/ Meals/ Lodging	1,626.70	2,488.37	1,484.55	3,000.00	1,815.18	2,000.00
<a href="#">01-209-5204</a>	Training/Seminars/Conferences	1,997.06	1,052.85	1,406.02	5,500.00	2,000.00	5,000.00
<a href="#">01-209-5205</a>	Dues/Memberships	4,934.84	2,736.89	1,075.93	6,000.00	1,500.00	5,000.00
<a href="#">01-209-5206</a>	Employee Appreciation	2,834.55	2,723.97	2,308.57	0.00	0.00	0.00
<a href="#">01-310-5100</a>	Full Time Salary	1,128,664.30	1,071,870.97	1,169,750.73	1,204,500.00	1,076,829.00	1,172,000.00
<a href="#">01-310-5102</a>	Overtime Salary	111,912.45	165,361.20	174,929.51	160,000.00	120,000.00	120,000.00
<a href="#">01-310-5103</a>	SS/Medi Taxes	90,526.81	86,296.81	98,467.52	104,000.00	87,300.00	101,565.00
<a href="#">01-310-5105</a>	Retirement	1,100.00	1,700.00	0.00	50,000.00	14,000.00	17,500.00
<a href="#">01-310-5106</a>	KPERS	0.00	843.47	3,541.06	4,000.00	3,500.00	3,685.00
<a href="#">01-310-5107</a>	KPF	159,144.13	177,961.97	213,027.33	226,000.00	200,000.00	277,010.00
<a href="#">01-310-5111</a>	Life Insurance	992.74	878.85	896.96	1,000.00	800.00	930.00

City of Arkansas City, Kansas

		2010 Actual	2011 Actual	2012 Actual	2013 Adopted Budget	2013 Working Budget	2014 Adopted Budget
<a href="#">01-310-5112</a>	Medical/Dental Insurance	272,710.27	281,567.57	231,711.87	286,000.00	238,000.00	270,000.00
<a href="#">01-310-5113</a>	Unemployment Insurance	4,456.57	9,158.54	10,901.80	7,500.00	6,600.00	6,450.00
<a href="#">01-310-5114</a>	Workers Comp	75,867.32	26,189.26	67,592.58	88,000.00	66,998.00	67,000.00
<a href="#">01-310-5201</a>	Staffing Services	0.00	126.20	0.00	0.00	0.00	0.00
<a href="#">01-310-5202</a>	Employment Services	115.00	1,138.00	2,120.85	1,200.00	2,000.00	850.00
<a href="#">01-310-5203</a>	Travel/ Meals/ Lodging	3,211.81	4,595.44	2,924.67	10,000.00	10,000.00	8,000.00
<a href="#">01-310-5204</a>	Training/Seminars/Conferences	5,688.13	7,680.19	2,373.53	10,500.00	10,500.00	12,500.00
<a href="#">01-310-5205</a>	Dues/Memberships	657.83	235.00	984.65	1,500.00	1,000.00	1,200.00
<a href="#">01-310-5206</a>	Employee Appreciation	557.57	312.33	2,429.69	0.00	0.00	0.00
<a href="#">01-421-5100</a>	Full Time Salary	1,501,525.56	1,538,279.12	1,501,672.42	1,480,000.00	1,255,000.00	1,321,050.00
<a href="#">01-421-5101</a>	Part Time Salary	61,579.70	64,130.76	72,942.22	71,000.00	43,000.00	0.00
<a href="#">01-421-5102</a>	Overtime Salary	157,382.95	147,647.57	138,417.20	105,000.00	117,000.00	105,000.00
<a href="#">01-421-5103</a>	SS/Medi Taxes	125,512.38	122,594.70	125,664.40	127,000.00	111,862.00	111,475.00
<a href="#">01-421-5105</a>	Retirement	2,200.00	2,100.00	0.00	0.00	91,170.00	31,125.00
<a href="#">01-421-5106</a>	KPERS	32,754.46	32,912.31	27,711.81	30,000.00	23,000.00	10,460.00
<a href="#">01-421-5107</a>	KPF	162,648.69	191,272.35	225,594.76	231,000.00	215,000.00	276,000.00
<a href="#">01-421-5111</a>	Life Insurance	1,778.99	1,430.10	1,239.10	1,400.00	1,100.00	1,185.00
<a href="#">01-421-5112</a>	Medical/Dental Insurance	408,707.17	394,850.23	312,316.70	364,000.00	290,000.00	345,000.00
<a href="#">01-421-5113</a>	Unemployment Insurance	6,066.48	12,796.27	12,941.93	10,000.00	8,500.00	7,266.00
<a href="#">01-421-5114</a>	Workers Comp	49,284.39	-33,043.15	33,517.40	42,500.00	31,088.83	35,000.00
<a href="#">01-421-5201</a>	Staffing Services	750.00	4,128.00	23,385.49	6,050.00	11,300.00	6,500.00
<a href="#">01-421-5202</a>	Employment Services	2,512.32	5,420.81	7,263.57	3,900.00	7,300.00	3,500.00
<a href="#">01-421-5203</a>	Travel/ Meals/ Lodging	17,041.61	17,941.59	13,622.50	17,500.00	12,000.00	12,000.00
<a href="#">01-421-5204</a>	Training/Seminars/Conferences	11,318.94	16,471.95	11,471.24	14,500.00	12,227.84	12,000.00
<a href="#">01-421-5205</a>	Dues/Memberships	7,459.81	1,521.15	3,706.50	5,400.00	2,000.00	2,500.00
<a href="#">01-421-5206</a>	Employee Appreciation	4,355.27	3,822.29	4,276.69	0.00	0.00	0.00
<a href="#">01-421-5207</a>	Moving Expense	0.00	0.00	0.00	0.00	0.00	0.00
<a href="#">01-423-5100</a>	Full Time Salary	0.00	0.00	0.00	0.00	0.00	0.00
<a href="#">01-423-5101</a>	Part Time Salary	0.00	0.00	17,849.23	0.00	0.00	0.00
<a href="#">01-423-5103</a>	SS/Medi Taxes	0.00	0.00	1,365.45	0.00	0.00	0.00
<a href="#">01-423-5105</a>	Retirement	0.00	0.00	0.00	0.00	0.00	0.00
<a href="#">01-423-5106</a>	KPERS	0.00	0.00	1,441.57	0.00	0.00	0.00
<a href="#">01-423-5111</a>	Life Insurance	0.00	0.00	0.00	0.00	0.00	0.00
<a href="#">01-423-5112</a>	Medical/Dental Insurance	0.00	0.00	0.00	0.00	0.00	0.00
<a href="#">01-423-5113</a>	Unemployment Insurance	0.00	0.00	98.18	0.00	0.00	0.00
<a href="#">01-423-5114</a>	Workers Comp	0.00	0.00	282.00	0.00	0.00	0.00
<a href="#">01-423-5202</a>	Employment Services	0.00	0.00	0.00	0.00	0.00	0.00
<a href="#">01-423-5204</a>	Training/Seminars/Conferences	0.00	0.00	0.00	0.00	0.00	0.00
<a href="#">01-423-5205</a>	Dues/Memberships	150.00	100.00	0.00	0.00	0.00	0.00
<a href="#">01-530-5100</a>	Full Time Salary	215,482.58	230,705.98	218,354.68	265,000.00	216,000.00	283,663.00
<a href="#">01-530-5101</a>	Part Time Salary	0.00	0.00	0.00	15,500.00	15,600.00	0.00
<a href="#">01-530-5102</a>	Overtime Salary	10,646.31	3,808.14	3,150.02	10,000.00	5,500.00	2,500.00
<a href="#">01-530-5103</a>	SS/Medi Taxes	15,975.37	15,955.70	15,755.59	22,500.00	16,740.00	22,600.00
<a href="#">01-530-5105</a>	Retirement	200.00	350.00	0.00	0.00	0.00	9,250.00
<a href="#">01-530-5106</a>	KPERS	15,632.57	17,539.89	17,246.67	26,500.00	20,560.00	29,070.00
<a href="#">01-530-5111</a>	Life Insurance	298.93	258.30	236.25	350.00	230.00	300.00

City of Arkansas City, Kansas

		2010 Actual	2011 Actual	2012 Actual	2013 Adopted Budget	2013 Working Budget	2014 Adopted Budget
<a href="#">01-530-5112</a>	Medical/Dental Insurance	81,790.58	89,227.87	84,777.74	109,000.00	85,046.00	109,000.00
<a href="#">01-530-5113</a>	Unemployment Insurance	812.62	1,797.31	1,217.96	1,600.00	1,300.00	1,561.00
<a href="#">01-530-5114</a>	Workers Comp	8,012.41	-3,740.10	7,422.07	8,000.00	5,357.75	6,500.00
<a href="#">01-530-5201</a>	Staffing Services	19,870.24	53.20	17,493.25	22,000.00	19,085.00	20,000.00
<a href="#">01-530-5202</a>	Employment Services	378.00	718.48	1,154.86	500.00	2,178.20	500.00
<a href="#">01-530-5203</a>	Travel/ Meals/ Lodging	188.68	227.51	235.28	3,000.00	1,500.00	800.00
<a href="#">01-530-5204</a>	Training/Seminars/Conferences	610.68	643.12	1,579.28	5,000.00	2,000.00	2,000.00
<a href="#">01-530-5205</a>	Dues/Memberships	120.00	245.31	0.00	500.00	250.00	250.00
<a href="#">01-530-5206</a>	Employee Appreciation	105.76	147.18	523.46	0.00	0.00	0.00
<a href="#">01-530-5503</a>	Staffing Services	0.00	0.00	0.00	0.00	0.00	0.00
<a href="#">01-532-5204</a>	Training/Seminars/Conferences	0.00	0.00	0.00	0.00	0.00	0.00
<a href="#">01-532-5205</a>	Dues/Memberships	0.00	0.00	0.00	0.00	0.00	0.00
<a href="#">01-533-5100</a>	Full Time Salary	67,363.42	69,281.44	74,457.50	72,000.00	46,000.00	58,082.00
<a href="#">01-533-5101</a>	Part Time Salary	16,714.39	18,298.13	12,943.75	0.00	0.00	0.00
<a href="#">01-533-5102</a>	Overtime Salary	4,007.41	3,333.63	2,707.85	3,800.00	265.00	2,500.00
<a href="#">01-533-5103</a>	SS/Medi Taxes	6,367.41	6,374.93	6,533.79	6,000.00	2,950.00	4,635.00
<a href="#">01-533-5105</a>	Retirement	100.00	0.00	0.00	0.00	0.00	0.00
<a href="#">01-533-5106</a>	KPERS	6,062.30	6,497.68	6,479.45	7,000.00	3,840.00	5,962.00
<a href="#">01-533-5111</a>	Life Insurance	94.50	75.60	66.15	80.00	55.00	76.00
<a href="#">01-533-5112</a>	Medical/Dental Insurance	25,765.61	25,295.57	22,152.88	25,000.00	15,000.00	25,000.00
<a href="#">01-533-5113</a>	Unemployment Insurance	315.90	652.45	495.65	400.00	240.00	320.00
<a href="#">01-533-5114</a>	Workers Comp	4,032.88	997.92	4,081.52	3,350.00	3,641.19	3,700.00
<a href="#">01-533-5201</a>	Staffing Services	0.00	0.00	26.60	0.00	458.50	0.00
<a href="#">01-533-5202</a>	Employment Services	76.25	47.24	378.48	125.00	486.20	100.00
<a href="#">01-533-5203</a>	Travel/ Meals/ Lodging	0.00	0.00	0.00	100.00	100.00	100.00
<a href="#">01-533-5204</a>	Training/Seminars/Conferences	0.00	393.12	218.53	700.00	300.00	300.00
<a href="#">01-533-5205</a>	Dues/Memberships	0.00	0.00	0.00	0.00	0.00	0.00
<a href="#">01-533-5206</a>	Employee Appreciation	35.22	83.63	249.97	0.00	0.00	0.00
<a href="#">01-540-5100</a>	Full Time Salary	47,445.14	22,951.04	23,829.16	0.00	0.00	0.00
<a href="#">01-540-5101</a>	Part Time Salary	0.00	0.00	0.00	0.00	0.00	0.00
<a href="#">01-540-5102</a>	Overtime Salary	838.60	829.10	862.06	0.00	0.00	0.00
<a href="#">01-540-5103</a>	SS/Medi Taxes	3,509.64	1,603.66	1,757.36	0.00	0.00	0.00
<a href="#">01-540-5105</a>	Retirement	0.00	750.00	0.00	0.00	0.00	0.00
<a href="#">01-540-5106</a>	KPERS	3,339.85	1,730.66	2,008.40	0.00	0.00	0.00
<a href="#">01-540-5111</a>	Life Insurance	40.62	27.41	27.41	0.00	0.00	0.00
<a href="#">01-540-5112</a>	Medical/Dental Insurance	13,333.93	7,783.24	6,800.72	0.00	0.00	0.00
<a href="#">01-540-5113</a>	Unemployment Insurance	171.67	180.93	135.79	0.00	0.00	0.00
<a href="#">01-540-5114</a>	Workers Comp	1,270.64	-1,079.79	38.00	0.00	0.00	0.00
<a href="#">01-540-5201</a>	Staffing Services	0.00	0.00	0.00	0.00	0.00	0.00
<a href="#">01-540-5203</a>	Travel/ Meals/ Lodging	84.25	19.50	33.40	0.00	0.00	0.00
<a href="#">01-542-5100</a>	Full Time Salary	207,272.10	210,618.87	214,491.80	135,000.00	171,542.00	159,910.00
<a href="#">01-542-5101</a>	Part Time Salary	0.00	2,460.16	16,327.93	0.00	9,033.00	0.00
<a href="#">01-542-5102</a>	Overtime Salary	7,963.21	4,945.34	5,420.87	5,000.00	5,725.00	5,000.00
<a href="#">01-542-5103</a>	SS/Medi Taxes	15,493.59	14,992.17	17,080.17	11,000.00	13,580.00	13,076.00
<a href="#">01-542-5105</a>	Retirement	250.00	0.00	0.00	0.00	0.00	6,010.00
<a href="#">01-542-5106</a>	KPERS	14,247.31	15,572.09	18,333.44	12,200.00	15,000.00	16,819.00

City of Arkansas City, Kansas

		2010 Actual	2011 Actual	2012 Actual	2013 Adopted Budget	2013 Working Budget	2014 Adopted Budget
<a href="#">01-542-5111</a>	Life Insurance	373.79	286.70	267.84	200.00	198.00	193.00
<a href="#">01-542-5112</a>	Medical/Dental Insurance	68,657.14	73,882.04	63,984.25	43,500.00	43,200.00	48,000.00
<a href="#">01-542-5113</a>	Unemployment Insurance	939.09	1,883.78	4,915.00	800.00	1,024.00	880.00
<a href="#">01-542-5114</a>	Workers Comp	12,150.27	1,491.43	10,817.00	7,500.00	7,681.18	9,200.00
<a href="#">01-542-5199</a>	(To) From Other Dept	0.00	0.00	0.00	0.00	6,184.38	0.00
<a href="#">01-542-5202</a>	Employment Services	0.00	0.00	0.00	0.00	0.00	0.00
<a href="#">01-542-5203</a>	Travel/ Meals/ Lodging	0.00	0.00	0.00	0.00	0.00	0.00
<a href="#">01-542-5204</a>	Training/Seminars/Conferences	0.00	0.00	0.00	0.00	0.00	0.00
<a href="#">01-770-5100</a>	Full Time Salary	26,032.55	29,426.50	31,873.54	33,000.00	33,000.00	32,400.00
<a href="#">01-770-5101</a>	Part Time Salary	0.00	0.00	0.00	0.00	0.00	0.00
<a href="#">01-770-5102</a>	Overtime Salary	0.00	0.00	0.00	0.00	0.00	0.00
<a href="#">01-770-5103</a>	SS/Medi Taxes	1,911.52	2,077.81	2,363.34	2,600.00	2,600.00	2,480.00
<a href="#">01-770-5106</a>	KPERS	1,795.23	2,206.78	2,591.12	3,000.00	3,000.00	3,189.00
<a href="#">01-770-5111</a>	Life Insurance	47.24	37.80	37.80	40.00	40.00	38.00
<a href="#">01-770-5112</a>	Medical/Dental Insurance	4,934.60	4,722.57	4,368.02	4,560.00	4,560.00	4,640.00
<a href="#">01-770-5113</a>	Unemployment Insurance	93.14	227.08	175.36	180.00	180.00	179.00
<a href="#">01-770-5114</a>	Workers Comp	281.66	-1,200.52	240.00	280.00	52.00	308.00
<a href="#">01-770-5204</a>	Training/Seminars/Conferences	0.00	393.10	218.53	0.00	0.00	52.00
<a href="#">01-774-5100</a>	Full Time Salary	41,432.94	38,099.56	46,412.67	39,500.00	39,500.00	104,950.00
<a href="#">01-774-5101</a>	Part Time Salary	34,037.92	49,419.05	51,016.29	63,000.00	40,000.00	0.00
<a href="#">01-774-5102</a>	Overtime Salary	0.00	0.00	36.40	0.00	16.03	100.00
<a href="#">01-774-5103</a>	SS/Medi Taxes	5,536.70	6,209.07	7,285.12	6,500.00	6,500.00	8,037.00
<a href="#">01-774-5105</a>	Retirement	0.00	0.00	0.00	0.00	0.00	0.00
<a href="#">01-774-5106</a>	KPERS	4,879.13	6,142.28	6,415.30	6,200.00	6,200.00	10,337.00
<a href="#">01-774-5111</a>	Life Insurance	102.46	69.30	35.64	40.00	40.00	51.00
<a href="#">01-774-5112</a>	Medical/Dental Insurance	16,982.58	13,665.57	9,712.37	8,500.00	15,000.00	16,000.00
<a href="#">01-774-5113</a>	Unemployment Insurance	271.09	564.35	536.10	600.00	600.00	580.00
<a href="#">01-774-5114</a>	Workers Comp	817.50	-1,097.62	679.99	400.00	1,248.00	1,300.00
<a href="#">01-774-5201</a>	Staffing Services	17,155.58	17,058.55	20,954.91	13,000.00	13,000.00	25,000.00
<a href="#">01-774-5202</a>	Employment Services	25.00	383.00	1,105.74	250.00	250.00	500.00
<a href="#">01-774-5203</a>	Travel/ Meals/ Lodging	1,458.62	1,317.34	1,803.08	1,500.00	500.00	500.00
<a href="#">01-774-5204</a>	Training/Seminars/Conferences	0.00	818.10	218.53	0.00	0.00	1,000.00
<a href="#">01-774-5205</a>	Dues/Memberships	0.00	0.00	165.00	0.00	0.00	0.00
<a href="#">01-775-5100</a>	Full Time Salary	38,865.40	0.00	0.00	0.00	0.00	0.00
<a href="#">01-775-5101</a>	Part Time Salary	0.00	0.00	0.00	0.00	0.00	0.00
<a href="#">01-775-5102</a>	Overtime Salary	0.00	0.00	0.00	0.00	0.00	0.00
<a href="#">01-775-5103</a>	SS/Medi Taxes	2,791.61	0.00	0.00	0.00	0.00	0.00
<a href="#">01-775-5106</a>	KPERS	2,680.25	0.00	0.00	0.00	0.00	0.00
<a href="#">01-775-5111</a>	Life Insurance	47.24	0.00	0.00	0.00	0.00	0.00
<a href="#">01-775-5112</a>	Medical/Dental Insurance	9,520.77	-891.57	0.00	0.00	0.00	0.00
<a href="#">01-775-5113</a>	Unemployment Insurance	137.83	0.00	0.00	0.00	0.00	0.00
<a href="#">01-775-5114</a>	Workers Comp	96.78	0.00	0.00	0.00	0.00	0.00
<a href="#">01-775-5201</a>	Staffing Services	0.00	0.00	0.00	0.00	0.00	0.00
<a href="#">01-775-5203</a>	Travel/ Meals/ Lodging	52.33	0.00	0.00	0.00	0.00	0.00
<a href="#">01-775-5205</a>	Dues/Memberships	553.89	0.00	0.00	0.00	0.00	0.00
<a href="#">01-776-5100</a>	Full Time Salary	0.00	0.00	1,430.67	0.00	0.00	0.00

City of Arkansas City, Kansas

		2010 Actual	2011 Actual	2012 Actual	2013 Adopted Budget	2013 Working Budget	2014 Adopted Budget
<a href="#">01-776-5101</a>	Part Time Salary	5,254.83	2,949.76	0.00	0.00	0.00	0.00
<a href="#">01-776-5102</a>	Overtime Salary	0.00	0.00	0.00	0.00	0.00	0.00
<a href="#">01-776-5103</a>	SS/Medi Taxes	402.00	224.46	109.47	0.00	0.00	0.00
<a href="#">01-776-5106</a>	KPERS	201.85	112.44	113.27	0.00	0.00	0.00
<a href="#">01-776-5111</a>	Life Insurance	0.00	0.00	0.00	0.00	0.00	0.00
<a href="#">01-776-5112</a>	Medical/Dental Insurance	0.00	0.00	0.00	0.00	0.00	0.00
<a href="#">01-776-5113</a>	Unemployment Insurance	18.17	16.29	7.91	0.00	0.00	0.00
<a href="#">01-776-5114</a>	Workers Comp	32.18	16.24	4.00	0.00	0.00	0.00
	<b>Category 500 Total:</b>	<b>6,197,831.22</b>	<b>5,869,484.49</b>	<b>6,060,357.89</b>	<b>6,720,855.00</b>	<b>5,909,995.89</b>	<b>6,454,661.00</b>
<b>Category: 600 - Contractual</b>							
<a href="#">01-100-6102</a>	Electricity	0.00	0.00	0.00	0.00	0.00	0.00
<a href="#">01-100-6103</a>	Natural Gas	0.00	0.00	0.00	0.00	0.00	0.00
<a href="#">01-100-6104</a>	Telephone	328.99	680.74	750.07	0.00	0.00	0.00
<a href="#">01-100-6212</a>	Payments to Contractors	0.00	0.00	12,023.15	0.00	0.00	0.00
<a href="#">01-100-6215</a>	Other Insurances	0.00	0.00	0.00	43,000.00	43,000.00	44,450.00
<a href="#">01-100-6217</a>	Contributions	24,616.29	24,427.28	23,954.02	0.00	0.00	0.00
<a href="#">01-100-6218</a>	Claims/Losses	3,000.00	17,539.51	0.00	0.00	0.00	0.00
<a href="#">01-100-6306</a>	Other Rentals	200.00	200.00	1,466.64	0.00	0.00	0.00
<a href="#">01-201-6210</a>	Legal Services	1,897.50	0.00	0.00	0.00	0.00	0.00
<a href="#">01-201-6214</a>	Other Professional Services	12,147.66	4,632.20	56.05	0.00	4,856.29	0.00
<a href="#">01-201-6216</a>	Fidelity Bonds	0.00	0.00	0.00	0.00	105.00	0.00
<a href="#">01-201-6217</a>	Contributions	0.00	500.00	600.00	110,000.00	116,380.00	120,830.00
<a href="#">01-201-6218</a>	Claims/Losses	0.00	0.00	0.00	0.00	0.00	0.00
<a href="#">01-201-6301</a>	Advertising	7,552.92	9,396.38	7,550.59	5,000.00	4,000.00	5,000.00
<a href="#">01-201-6302</a>	Equip Rental/Maintenance Contract	0.00	0.00	0.00	0.00	0.00	0.00
<a href="#">01-202-6104</a>	Telephone	100.71	208.17	203.21	0.00	0.00	0.00
<a href="#">01-203-6104</a>	Telephone	917.57	956.96	981.47	1,700.00	1,300.00	1,000.00
<a href="#">01-203-6105</a>	Other Utility Services	190.60	0.00	0.00	0.00	0.00	0.00
<a href="#">01-203-6214</a>	Other Professional Services	5,190.67	2,657.32	371.48	2,500.00	1,000.00	1,000.00
<a href="#">01-203-6216</a>	Fidelity Bonds	0.00	0.00	0.00	0.00	0.00	0.00
<a href="#">01-203-6301</a>	Advertising	2,391.75	2,427.94	720.14	1,500.00	1,162.04	1,000.00
<a href="#">01-203-6303</a>	License Fees	0.00	0.00	0.00	0.00	0.00	0.00
<a href="#">01-204-6104</a>	Telephone	0.00	0.00	0.00	0.00	359.14	330.00
<a href="#">01-204-6210</a>	Legal Services	1,278.00	13,362.00	786.76	500.00	500.00	500.00
<a href="#">01-204-6212</a>	Payments to Contractors	0.00	0.00	0.00	0.00	0.00	0.00
<a href="#">01-204-6213</a>	Translation Services	0.00	0.00	3,236.25	3,500.00	3,500.00	3,500.00
<a href="#">01-204-6214</a>	Other Professional Services	2.04	1,546.55	733.75	0.00	96.25	0.00
<a href="#">01-204-6216</a>	Fidelity Bonds	0.00	0.00	0.00	0.00	0.00	0.00
<a href="#">01-204-6301</a>	Advertising	0.00	0.00	634.80	0.00	250.00	0.00
<a href="#">01-204-6305</a>	Service Charges	0.00	0.00	1,800.21	1,500.00	1,500.00	0.00
<a href="#">01-204-6401</a>	Appointed Attorney Fees	0.00	0.00	1,193.28	0.00	160.00	0.00
<a href="#">01-204-6403</a>	Judge Fees	0.00	0.00	53,080.00	50,000.00	52,500.00	67,000.00
<a href="#">01-204-6404</a>	Court Bond Refund	0.00	0.00	0.00	0.00	0.00	0.00
<a href="#">01-205-6104</a>	Telephone	0.00	0.00	0.00	0.00	0.00	0.00
<a href="#">01-205-6210</a>	Legal Services	114,272.59	98,406.62	67,415.91	100,000.00	49,000.00	50,000.00
<a href="#">01-205-6214</a>	Other Professional Services	48.96	666.83	277.05	0.00	0.00	0.00
<a href="#">01-207-6104</a>	Telephone	1,472.77	991.53	980.06	1,000.00	3,300.00	1,000.00

City of Arkansas City, Kansas

		2010 Actual	2011 Actual	2012 Actual	2013 Adopted Budget	2013 Working Budget	2014 Adopted Budget
<a href="#">01-207-6105</a>	Other Utility Services	562.78	682.90	0.00	200.00	900.00	300.00
<a href="#">01-207-6212</a>	Payments to Contractors	13,377.02	29,096.55	19,426.50	30,000.00	45,000.00	25,000.00
<a href="#">01-207-6214</a>	Other Professional Services	12,293.74	7,874.14	15,486.56	10,000.00	10,000.00	10,000.00
<a href="#">01-207-6215</a>	Other Insurances	0.00	0.00	0.00	667.00	711.06	900.00
<a href="#">01-207-6301</a>	Advertising	1,485.87	1,245.81	2,839.39	2,000.00	1,400.00	2,000.00
<a href="#">01-207-6303</a>	License Fees	15,995.16	1,105.50	632.80	5,000.00	5,000.00	5,000.00
<a href="#">01-208-6104</a>	Telephone	785.37	1,628.75	1,882.43	0.00	0.00	0.00
<a href="#">01-208-6214</a>	Other Professional Services	48.96	120.90	126.00	0.00	0.00	0.00
<a href="#">01-209-6104</a>	Telephone	1,078.18	1,290.74	1,357.61	4,800.00	6,400.00	6,000.00
<a href="#">01-209-6105</a>	Other Utility Services	4,840.75	2,888.57	13,272.99	14,000.00	14,000.00	15,500.00
<a href="#">01-209-6210</a>	Legal Services	50,904.00	45,148.00	72.10	0.00	0.00	0.00
<a href="#">01-209-6211</a>	Auditing	8,556.56	4,437.50	11,000.00	32,500.00	22,500.00	35,000.00
<a href="#">01-209-6214</a>	Other Professional Services	32,527.40	22,291.89	46,119.15	30,000.00	30,000.00	30,000.00
<a href="#">01-209-6215</a>	Other Insurances	23,082.64	33,911.34	40,172.53	7,500.00	7,500.00	0.00
<a href="#">01-209-6216</a>	Fidelity Bonds	1,649.00	91.00	186.26	1,500.00	1,500.00	2,000.00
<a href="#">01-209-6217</a>	Contributions	0.00	100.00	41.66	0.00	0.00	0.00
<a href="#">01-209-6301</a>	Advertising	2,125.18	3,485.79	3,616.23	3,000.00	2,000.00	2,500.00
<a href="#">01-209-6302</a>	Equip Rental/Maintenance Contract	30.00	30.00	0.00	0.00	8,099.42	0.00
<a href="#">01-209-6303</a>	License Fees	0.00	615.67	320.00	1,000.00	334.50	1,000.00
<a href="#">01-209-6305</a>	Service Charges	495.63	2,297.44	797.19	14,000.00	2,600.00	3,000.00
<a href="#">01-310-6102</a>	Electricity	11,071.63	11,578.19	11,975.79	12,500.00	12,500.00	12,875.00
<a href="#">01-310-6103</a>	Natural Gas	7,497.74	6,015.58	4,335.81	9,000.00	6,000.00	6,500.00
<a href="#">01-310-6104</a>	Telephone	3,519.96	2,813.79	2,422.95	4,000.00	2,000.00	2,600.00
<a href="#">01-310-6105</a>	Other Utility Services	920.59	918.98	1,275.12	1,200.00	500.00	1,200.00
<a href="#">01-310-6214</a>	Other Professional Services	15,596.87	14,615.25	5,308.20	11,500.00	6,000.00	10,000.00
<a href="#">01-310-6215</a>	Other Insurances	0.00	0.00	0.00	13,210.00	14,458.88	13,210.00
<a href="#">01-310-6223</a>	Billing Services	34,944.21	35,611.80	30,343.48	36,000.00	30,000.00	36,000.00
<a href="#">01-310-6301</a>	Advertising	2,930.62	1,846.47	4,481.37	3,150.00	2,000.00	2,000.00
<a href="#">01-310-6302</a>	Equip Rental/Maintenance Contract	1,800.00	1,977.28	2,450.02	2,500.00	2,513.40	3,200.00
<a href="#">01-310-6303</a>	License Fees	172.50	960.00	1,827.22	1,450.00	1,800.00	2,000.00
<a href="#">01-310-6306</a>	Other Rentals	0.00	0.00	343.03	0.00	0.00	0.00
<a href="#">01-421-6102</a>	Electricity	14,181.25	14,305.28	14,890.05	12,300.00	15,000.00	15,000.00
<a href="#">01-421-6103</a>	Natural Gas	1,173.37	1,388.31	1,261.86	1,400.00	3,600.00	1,350.00
<a href="#">01-421-6104</a>	Telephone	5,524.01	5,251.29	4,685.10	5,250.00	5,500.00	5,200.00
<a href="#">01-421-6105</a>	Other Utility Services	2,554.72	3,346.82	6,721.30	6,200.00	6,000.00	6,400.00
<a href="#">01-421-6213</a>	Translation Services	0.00	0.00	595.25	2,500.00	1,500.00	2,200.00
<a href="#">01-421-6214</a>	Other Professional Services	48,444.08	55,655.44	8,850.55	25,000.00	10,000.00	10,000.00
<a href="#">01-421-6215</a>	Other Insurances	0.00	0.00	0.00	14,902.00	15,524.93	18,600.00
<a href="#">01-421-6216</a>	Fidelity Bonds	50.00	470.65	555.56	500.00	500.00	550.00
<a href="#">01-421-6217</a>	Contributions	0.00	50.00	165.00	0.00	0.00	0.00
<a href="#">01-421-6218</a>	Claims/Losses	0.00	0.00	500.00	3,000.00	0.00	2,000.00
<a href="#">01-421-6222</a>	Janitorial Services	11,849.25	10,305.14	11,690.00	10,000.00	5,700.00	6,000.00
<a href="#">01-421-6224</a>	Animal Control Expense	0.00	0.00	27,041.84	27,000.00	30,381.10	30,000.00
<a href="#">01-421-6301</a>	Advertising	1,935.40	1,796.14	4,681.18	2,200.00	2,200.00	2,300.00
<a href="#">01-421-6302</a>	Equip Rental/Maintenance Contract	10,951.32	7,799.34	8,061.15	9,000.00	8,000.00	8,000.00
<a href="#">01-421-6303</a>	License Fees	76.50	188.28	1,329.03	0.00	391.91	200.00



City of Arkansas City, Kansas

		2010 Actual	2011 Actual	2012 Actual	2013 Adopted Budget	2013 Working Budget	2014 Adopted Budget
<a href="#">01-421-6304</a>	Printing	1,109.95	878.65	365.93	900.00	900.00	500.00
<a href="#">01-421-6306</a>	Other Rentals	777.00	0.00	0.00	0.00	0.00	0.00
<a href="#">01-423-6102</a>	Electricity	1,796.71	2,109.84	3,229.73	0.00	0.00	0.00
<a href="#">01-423-6104</a>	Telephone	1,266.16	982.97	1,160.11	0.00	0.00	0.00
<a href="#">01-423-6214</a>	Other Professional Services	17,476.60	15,560.71	6,055.00	0.00	0.00	0.00
<a href="#">01-530-6102</a>	Electricity	13,797.03	14,090.07	13,762.51	45,000.00	24,000.00	37,000.00
<a href="#">01-530-6103</a>	Natural Gas	4,168.11	3,583.44	2,329.29	25,000.00	15,000.00	15,000.00
<a href="#">01-530-6104</a>	Telephone	785.97	713.62	575.88	1,250.00	1,100.00	1,000.00
<a href="#">01-530-6105</a>	Other Utility Services	0.00	570.73	1,406.55	1,250.00	1,200.00	1,250.00
<a href="#">01-530-6212</a>	Payments to Contractors	430.00	2,905.12	225.92	2,500.00	2,500.00	2,500.00
<a href="#">01-530-6214</a>	Other Professional Services	2,607.42	2,932.66	4,852.39	6,000.00	6,000.00	6,000.00
<a href="#">01-530-6215</a>	Other Insurances	0.00	0.00	0.00	14,100.00	14,100.00	16,050.00
<a href="#">01-530-6218</a>	Claims/Losses	0.00	544.27	541.17	0.00	0.00	0.00
<a href="#">01-530-6222</a>	Janitorial Services	0.00	0.00	0.00	5,000.00	1,300.00	2,000.00
<a href="#">01-530-6301</a>	Advertising	0.00	736.55	618.80	500.00	1,100.00	500.00
<a href="#">01-530-6302</a>	Equip Rental/Maintenance Contract	791.72	1,133.10	35.64	1,700.00	2,326.04	3,000.00
<a href="#">01-530-6303</a>	License Fees	161.00	103.50	52.28	0.00	52.47	0.00
<a href="#">01-531-6102</a>	Electricity	4,063.04	0.00	0.00	0.00	0.00	0.00
<a href="#">01-532-6102</a>	Electricity	10,083.89	9,763.22	9,519.61	11,000.00	9,000.00	10,000.00
<a href="#">01-532-6104</a>	Telephone	0.00	78.40	63.08	100.00	435.89	100.00
<a href="#">01-532-6214</a>	Other Professional Services	41,399.20	40,354.50	40,750.61	45,000.00	38,902.00	43,000.00
<a href="#">01-532-6302</a>	Equipment Rental	0.00	0.00	0.00	0.00	895.00	0.00
<a href="#">01-532-6306</a>	Other Rentals	0.00	0.00	0.00	0.00	0.00	0.00
<a href="#">01-533-6102</a>	Electricity	3,794.25	4,271.97	4,365.00	4,300.00	4,300.00	4,500.00
<a href="#">01-533-6103</a>	Natural Gas	5,184.69	4,304.15	3,461.06	7,200.00	7,000.00	5,000.00
<a href="#">01-533-6104</a>	Telephone	596.11	507.64	375.06	400.00	430.00	400.00
<a href="#">01-533-6105</a>	Other Utility Services	0.00	239.85	959.40	950.00	900.00	950.00
<a href="#">01-533-6213</a>	Translation Services	0.00	0.00	0.00	0.00	0.00	0.00
<a href="#">01-533-6214</a>	Other Professional Services	1,339.24	1,352.27	961.04	1,600.00	800.00	950.00
<a href="#">01-533-6215</a>	Other Insurances	0.00	0.00	0.00	2,214.00	2,340.01	2,900.00
<a href="#">01-533-6218</a>	Claims/Losses	0.00	0.00	0.00	0.00	0.00	0.00
<a href="#">01-533-6301</a>	Advertising	169.56	181.92	93.36	250.00	250.00	250.00
<a href="#">01-533-6302</a>	Equip Rental/Maintenance Contract	122.00	143.60	0.00	275.00	150.00	250.00
<a href="#">01-533-6303</a>	License Fees	0.00	0.00	0.00	0.00	54.73	0.00
<a href="#">01-540-6215</a>	Other Insurances	0.00	0.00	0.00	0.00	590.42	800.00
<a href="#">01-540-6218</a>	Claims/Losses	0.00	3,000.00	375.55	0.00	0.00	0.00
<a href="#">01-540-6302</a>	Equip Rental/Maintenance Contract	0.00	0.00	0.00	0.00	0.00	0.00
<a href="#">01-542-6102</a>	Electricity	0.00	0.00	157,099.83	128,000.00	150,000.00	160,000.00
<a href="#">01-542-6214</a>	Other Professional Services	500.00	0.00	0.00	0.00	418.75	0.00
<a href="#">01-542-6215</a>	Other Insurances	0.00	0.00	0.00	10,000.00	10,000.00	14,850.00
<a href="#">01-542-6302</a>	Equip Rental/Maintenance Contract	0.00	0.00	0.00	0.00	0.00	0.00
<a href="#">01-543-6102</a>	Electricity	158,462.93	162,102.14	3,182.63	0.00	0.00	0.00
<a href="#">01-770-6102</a>	Electricity	3,765.00	3,724.74	3,846.86	4,000.00	4,000.00	4,000.00
<a href="#">01-770-6103</a>	Natural Gas	2,257.89	2,159.87	1,495.09	2,500.00	2,500.00	2,500.00
<a href="#">01-770-6104</a>	Telephone	824.25	837.64	498.19	1,000.00	500.00	500.00
<a href="#">01-770-6105</a>	Other Utility Services	0.00	0.00	843.75	0.00	0.00	800.00

City of Arkansas City, Kansas

		2010 Actual	2011 Actual	2012 Actual	2013 Adopted Budget	2013 Working Budget	2014 Adopted Budget
<a href="#">01-770-6214</a>	Other Professional Services	10,615.69	9,843.63	9,915.54	10,000.00	10,000.00	10,000.00
<a href="#">01-770-6301</a>	Advertising	0.00	0.00	0.00	0.00	0.00	0.00
<a href="#">01-774-6102</a>	Electricity	10,279.97	11,109.08	12,375.86	11,750.00	11,750.00	12,000.00
<a href="#">01-774-6103</a>	Natural Gas	3,752.19	3,204.11	2,384.72	4,600.00	4,600.00	4,000.00
<a href="#">01-774-6104</a>	Telephone	1,169.77	1,196.70	1,224.90	1,200.00	1,500.00	1,500.00
<a href="#">01-774-6214</a>	Other Professional Services	5,504.42	10,068.57	7,547.54	3,500.00	3,500.00	3,000.00
<a href="#">01-774-6215</a>	Other Insurances	0.00	0.00	0.00	300.00	300.00	2,050.00
<a href="#">01-774-6217</a>	Contributions	0.00	0.00	50.00	0.00	0.00	0.00
<a href="#">01-774-6301</a>	Advertising	1,692.50	1,703.74	2,042.35	2,000.00	2,000.00	2,000.00
<a href="#">01-775-6102</a>	Electricity	10,038.51	339.11	0.00	0.00	0.00	0.00
<a href="#">01-775-6103</a>	Natural Gas	5,670.15	0.00	0.00	0.00	0.00	0.00
<a href="#">01-775-6104</a>	Telephone	586.26	0.00	0.00	0.00	0.00	0.00
<a href="#">01-775-6105</a>	Other Utility Services	954.40	0.00	0.00	0.00	0.00	0.00
<a href="#">01-775-6214</a>	Other Professional Services	8,822.30	946.78	-829.51	0.00	0.00	0.00
<a href="#">01-775-6222</a>	Janitorial Services	289.25	0.00	0.00	0.00	0.00	0.00
<a href="#">01-775-6301</a>	Advertising	11,696.53	0.00	0.00	0.00	0.00	0.00
<a href="#">01-776-6102</a>	Electricity	1,212.75	1,258.25	834.12	0.00	0.00	0.00
<a href="#">01-776-6103</a>	Natural Gas	1,160.60	1,718.92	1,386.24	0.00	0.00	0.00
<a href="#">01-776-6104</a>	Telephone	164.27	170.18	140.92	0.00	0.00	0.00
<a href="#">01-776-6214</a>	Other Professional Services	45.00	0.00	0.00	0.00	0.00	0.00
<a href="#">01-776-6301</a>	Advertising	0.00	0.00	0.00	0.00	0.00	0.00
<a href="#">01-776-6306</a>	Other Rentals	6,000.00	6,000.00	4,400.00	0.00	0.00	0.00
<b>Category 600 Total:</b>		<b>878,025.56</b>	<b>841,262.76</b>	<b>796,529.15</b>	<b>1,045,468.00</b>	<b>959,679.23</b>	<b>1,002,295.00</b>
<b>Category: 710 - Commodities</b>							
<a href="#">01-100-7103</a>	Food Supply	0.00	0.00	0.00	0.00	0.00	0.00
<a href="#">01-100-7301</a>	Refunds	50.00	655.00	1,575.00	0.00	1,725.00	1,000.00
<a href="#">01-100-7303</a>	Other Taxes/Fees	0.00	81.76	946.74	0.00	450.00	425.00
<a href="#">01-201-7100</a>	Office Supplies/Publications	124.82	107.08	304.61	3,500.00	3,700.36	2,000.00
<a href="#">01-201-7101</a>	Other Supplies/Tools	575.96	982.16	622.22	100.00	100.00	100.00
<a href="#">01-201-7102</a>	Clothing/Uniforms	0.00	0.00	0.00	0.00	0.00	0.00
<a href="#">01-201-7103</a>	Food Supply	2,621.77	1,423.87	2,714.52	2,500.00	3,422.77	2,500.00
<a href="#">01-201-7303</a>	Other Taxes/Fees	585.82	587.42	0.00	0.00	92.00	0.00
<a href="#">01-203-7100</a>	Office Supplies/Publications	5,118.09	1,585.53	2,362.61	3,500.00	1,500.00	2,000.00
<a href="#">01-203-7101</a>	Other Supplies/Tools	2,592.73	1,371.63	85.04	1,500.00	1,500.00	1,000.00
<a href="#">01-203-7102</a>	Clothing/Uniforms	0.00	209.19	468.90	500.00	100.00	300.00
<a href="#">01-203-7103</a>	Food Supply	1,871.78	531.91	507.28	0.00	0.00	0.00
<a href="#">01-203-7110</a>	Postage/Shipping	224.35	188.20	136.33	800.00	150.00	200.00
<a href="#">01-204-7100</a>	Office Supplies/Publications	1,450.59	3,229.04	3,469.65	2,000.00	2,251.30	2,000.00
<a href="#">01-204-7101</a>	Other Supplies/Tools	0.00	0.00	0.00	0.00	15.90	0.00
<a href="#">01-204-7102</a>	Clothing/Uniforms	0.00	0.00	0.00	0.00	68.96	0.00
<a href="#">01-204-7103</a>	Food Supply	13.44	20.25	0.00	0.00	0.00	0.00
<a href="#">01-204-7108</a>	Laboratory Tests/Evaluations	0.00	0.00	0.00	0.00	0.00	300.00
<a href="#">01-204-7110</a>	Postage/Shipping	313.32	828.36	644.68	750.00	50.00	0.00
<a href="#">01-204-7301</a>	Refunds	0.00	0.00	27.00	0.00	0.00	0.00
<a href="#">01-205-7100</a>	Office Supplies/Publications	246.00	188.75	107.40	250.00	250.00	250.00
<a href="#">01-205-7110</a>	Postage/Shipping	162.37	85.29	0.45	100.00	100.00	0.00
<a href="#">01-207-7100</a>	Office Supplies/Publications	7,886.07	3,539.04	3,243.11	6,700.00	1,300.00	3,500.00

City of Arkansas City, Kansas

		2010 Actual	2011 Actual	2012 Actual	2013 Adopted Budget	2013 Working Budget	2014 Adopted Budget
<a href="#">01-207-7101</a>	Other Supplies/Tools	1,488.54	738.16	1,814.74	800.00	1,252.84	800.00
<a href="#">01-207-7102</a>	Clothing/Uniforms	388.50	137.90	1,170.30	300.00	370.78	300.00
<a href="#">01-207-7103</a>	Food Supply	709.53	531.51	494.85	0.00	177.96	0.00
<a href="#">01-207-7110</a>	Postage/Shipping	6,560.45	6,267.74	4,937.15	6,500.00	1,000.00	5,000.00
<a href="#">01-207-7115</a>	Building Demolition	24,803.60	26,290.00	22,160.00	25,000.00	20,000.00	25,000.00
<a href="#">01-207-7200</a>	Fuel/Oil	2,051.16	2,418.59	2,474.12	3,000.00	1,500.00	2,000.00
<a href="#">01-207-7201</a>	Equipment Repair/Parts/Maintena...	186.13	800.14	2,625.56	2,000.00	1,000.00	2,000.00
<a href="#">01-207-7202</a>	Motor Vehicle Repair/Parts	310.46	611.34	480.51	750.00	500.00	750.00
<a href="#">01-207-7300</a>	Reimbursement	300.00	0.00	0.00	0.00	0.00	0.00
<a href="#">01-207-7301</a>	Refunds	2,425.00	107.95	0.00	100.00	100.00	100.00
<a href="#">01-207-7303</a>	Other Taxes/Fees	0.00	0.00	0.00	0.00	0.00	0.00
<a href="#">01-209-7100</a>	Office Supplies/Publications	8,037.69	8,665.62	8,897.61	15,000.00	9,000.00	10,000.00
<a href="#">01-209-7101</a>	Other Supplies/Tools	3,245.77	901.39	3,335.23	2,000.00	2,000.00	2,000.00
<a href="#">01-209-7102</a>	Clothing/Uniforms	0.00	0.00	16.85	0.00	903.24	250.00
<a href="#">01-209-7103</a>	Food Supply	2,730.42	2,734.23	489.41	0.00	29.78	0.00
<a href="#">01-209-7110</a>	Postage/Shipping	6,189.80	6,351.64	5,847.92	25,000.00	5,200.00	5,000.00
<a href="#">01-209-7200</a>	Fuel/Oil	0.00	0.00	0.00	0.00	20.00	0.00
<a href="#">01-209-7301</a>	Refunds	0.00	0.00	0.00	0.00	0.00	0.00
<a href="#">01-209-7303</a>	Other Taxes/Fees	450.00	1,038.08	0.00	600.00	600.00	500.00
<a href="#">01-310-7100</a>	Office Supplies/Publications	6,757.18	6,162.54	6,373.51	8,200.00	3,500.00	3,500.00
<a href="#">01-310-7101</a>	Other Supplies/Tools	6,482.46	9,535.49	7,375.93	10,000.00	6,000.00	9,000.00
<a href="#">01-310-7102</a>	Clothing/Uniforms	4,209.56	7,853.16	11,444.10	14,500.00	5,000.00	14,000.00
<a href="#">01-310-7103</a>	Food Supply	9,301.46	7,768.42	2,009.18	2,400.00	1,900.00	1,900.00
<a href="#">01-310-7106</a>	Chemicals	2,784.07	3,457.27	4,177.10	5,000.00	3,500.00	4,400.00
<a href="#">01-310-7108</a>	Laboratory Tests/Evaluations	0.00	0.00	0.00	1,000.00	1,000.00	1,000.00
<a href="#">01-310-7109</a>	Medical Supplies	21,912.00	27,578.44	34,088.34	36,500.00	28,000.00	36,000.00
<a href="#">01-310-7110</a>	Postage/Shipping	196.27	192.22	185.22	400.00	400.00	400.00
<a href="#">01-310-7111</a>	Training Materials	2,520.89	8,200.51	8,866.97	10,000.00	10,000.00	11,000.00
<a href="#">01-310-7121</a>	Community Risk Reduction	0.00	0.00	0.00	0.00	0.00	0.00
<a href="#">01-310-7200</a>	Fuel/Oil	23,451.19	36,094.68	39,661.22	40,000.00	33,000.00	42,000.00
<a href="#">01-310-7201</a>	Equipment Repair/Parts/Maintena...	27,991.10	16,370.55	22,180.15	25,000.00	25,000.00	25,000.00
<a href="#">01-310-7202</a>	Motor Vehicle Repair/Parts	32,786.88	27,976.58	22,244.59	26,000.00	26,000.00	28,000.00
<a href="#">01-310-7203</a>	Motor Vehicle Maint/Supplies	2,964.91	0.00	538.00	0.00	0.00	0.00
<a href="#">01-310-7204</a>	Building Materials/Repairs	6,902.87	7,870.65	8,984.89	25,000.00	11,600.00	20,000.00
<a href="#">01-310-7205</a>	Street/Sidewalk Materials	29.85	0.00	0.00	0.00	0.00	0.00
<a href="#">01-310-7301</a>	Refunds	4,917.13	6,160.54	12,074.76	7,000.00	6,998.85	7,000.00
<a href="#">01-421-7100</a>	Office Supplies/Publications	13,489.62	10,877.88	12,166.98	12,500.00	6,500.00	8,000.00
<a href="#">01-421-7101</a>	Other Supplies/Tools	18,828.77	15,869.99	19,954.72	23,500.00	15,000.00	15,000.00
<a href="#">01-421-7102</a>	Clothing/Uniforms	16,040.20	26,455.90	20,141.70	9,000.00	16,614.10	13,000.00
<a href="#">01-421-7103</a>	Food Supply	6,441.14	959.10	3,102.07	0.00	0.00	0.00
<a href="#">01-421-7104</a>	Prisoner Food	11,235.00	18,330.50	16,061.75	11,500.00	15,552.00	15,800.00
<a href="#">01-421-7105</a>	Prisoner Medical	64.12	2,892.41	2,082.14	2,500.00	1,200.00	2,575.00
<a href="#">01-421-7108</a>	Laboratory Tests/Evaluations	1,216.24	0.00	0.00	0.00	0.00	0.00
<a href="#">01-421-7110</a>	Postage/Shipping	2,249.53	2,185.45	2,335.11	2,350.00	1,000.00	500.00
<a href="#">01-421-7200</a>	Fuel/Oil	46,334.06	61,632.19	62,292.28	62,000.00	60,000.00	64,000.00
<a href="#">01-421-7201</a>	Equipment Repair/Parts/Maintena...	13,352.05	8,269.64	22,209.05	10,000.00	10,000.00	8,000.00

City of Arkansas City, Kansas

		2010 Actual	2011 Actual	2012 Actual	2013 Adopted Budget	2013 Working Budget	2014 Adopted Budget
<a href="#">01-421-7202</a>	Motor Vehicle Repair/Parts	23,451.18	27,053.01	32,651.03	29,400.00	29,400.00	20,000.00
<a href="#">01-421-7204</a>	Building Materials/Repairs	19,047.88	53,111.54	15,489.50	15,000.00	15,000.00	5,000.00
<a href="#">01-421-7300</a>	Reimbursement	0.00	6,209.00	0.00	0.00	0.00	0.00
<a href="#">01-423-7100</a>	Office Supplies/Publications	39.96	89.96	316.00	0.00	0.00	0.00
<a href="#">01-423-7101</a>	Other Supplies/Tools	223.64	767.71	35.19	0.00	0.00	0.00
<a href="#">01-423-7103</a>	Food Supply	48.42	0.00	1.12	0.00	0.00	0.00
<a href="#">01-423-7110</a>	Postage/Shipping	22.31	0.00	44.82	0.00	0.00	0.00
<a href="#">01-423-7200</a>	Fuel/Oil	0.00	0.00	0.00	0.00	0.00	0.00
<a href="#">01-423-7201</a>	Equipment Repair/Parts/Maintena...	2,175.34	1,824.22	6,347.83	0.00	0.00	0.00
<a href="#">01-423-7202</a>	Motor Vehicle Repair/Parts	685.42	676.91	34.77	0.00	0.00	0.00
<a href="#">01-423-7204</a>	Building Materials/Repairs	79.99	0.00	21.99	0.00	0.00	0.00
<a href="#">01-530-7100</a>	Office Supplies/Publications	485.74	368.85	470.85	700.00	500.00	500.00
<a href="#">01-530-7101</a>	Other Supplies/Tools	24,279.91	24,355.34	23,902.01	36,000.00	31,517.74	30,000.00
<a href="#">01-530-7102</a>	Clothing/Uniforms	5,474.61	5,700.39	6,535.53	6,000.00	6,000.00	6,000.00
<a href="#">01-530-7103</a>	Food Supply	933.31	1,029.64	658.44	0.00	0.00	0.00
<a href="#">01-530-7106</a>	Chemicals	11,496.65	5,366.59	7,877.58	15,000.00	15,500.00	15,000.00
<a href="#">01-530-7110</a>	Postage/Shipping	57.55	101.51	105.17	50.00	50.00	50.00
<a href="#">01-530-7200</a>	Fuel/Oil	20,162.20	24,396.02	24,276.89	25,000.00	22,000.00	25,000.00
<a href="#">01-530-7201</a>	Equipment Repair/Parts/Maintena...	9,561.88	16,222.92	11,142.41	13,500.00	13,500.00	13,500.00
<a href="#">01-530-7202</a>	Motor Vehicle Repair/Parts	6,822.68	5,917.91	10,835.70	7,000.00	6,000.00	6,500.00
<a href="#">01-530-7203</a>	Motor Vehicle Maint/Supplies	0.00	0.00	0.00	0.00	0.00	0.00
<a href="#">01-530-7204</a>	Building Materials/Repairs	9,957.79	12,449.05	8,933.74	34,000.00	30,000.00	30,000.00
<a href="#">01-530-7205</a>	Street/Sidewalk Materials	1,230.81	231.15	5,139.42	5,000.00	5,000.00	5,000.00
<a href="#">01-530-7306</a>	Insurance Repair/Replacement	0.00	0.00	1,972.18	0.00	0.00	0.00
<a href="#">01-531-7101</a>	Other Supplies/Tools	0.00	0.00	0.00	0.00	0.00	0.00
<a href="#">01-531-7205</a>	Street/Sidewalk Materials	0.00	0.00	0.00	0.00	0.00	0.00
<a href="#">01-532-7101</a>	Other Supplies/Tools	2,433.47	2,302.79	2,952.28	5,000.00	3,602.24	3,500.00
<a href="#">01-532-7106</a>	Chemicals	7,124.40	10,833.00	10,746.00	15,000.00	11,778.09	12,000.00
<a href="#">01-532-7110</a>	Postage/Shipping	0.00	0.00	0.00	0.00	0.00	0.00
<a href="#">01-532-7201</a>	Equipment Repair/Parts/Maintena...	1,751.87	1,534.67	1,586.10	4,000.00	41.00	2,000.00
<a href="#">01-532-7204</a>	Building Materials/Repairs	8,394.79	8,035.54	5,717.52	11,500.00	3,853.80	8,000.00
<a href="#">01-532-7205</a>	Street/Sidewalk Materials	0.00	0.00	0.00	0.00	0.00	0.00
<a href="#">01-533-7100</a>	Office Supplies/Publications	570.47	169.00	113.78	500.00	300.00	150.00
<a href="#">01-533-7101</a>	Other Supplies/Tools	6,613.94	7,648.01	7,868.50	7,000.00	5,000.00	5,000.00
<a href="#">01-533-7102</a>	Clothing/Uniforms	826.14	1,130.17	1,119.61	1,200.00	1,200.00	1,200.00
<a href="#">01-533-7103</a>	Food Supply	612.63	522.98	513.35	0.00	17.85	0.00
<a href="#">01-533-7110</a>	Postage/Shipping	15.69	3.28	0.94	50.00	0.00	50.00
<a href="#">01-533-7200</a>	Fuel/Oil	6,244.82	8,505.12	7,327.27	8,500.00	1,700.00	3,500.00
<a href="#">01-533-7201</a>	Equipment Repair/Parts/Maintena...	5,603.14	4,443.94	5,532.36	5,000.00	5,000.00	5,000.00
<a href="#">01-533-7202</a>	Motor Vehicle Repair/Parts	72.66	511.68	1,158.28	1,500.00	1,500.00	1,200.00
<a href="#">01-533-7204</a>	Building Materials/Repairs	3,417.80	1,799.45	1,819.10	1,500.00	1,500.00	1,500.00
<a href="#">01-533-7205</a>	Street/Sidewalk Materials	0.00	35.91	192.99	20,568.00	10,600.00	10,000.00
<a href="#">01-533-7301</a>	Refunds	0.00	0.00	0.00	0.00	530.00	0.00
<a href="#">01-533-7306</a>	Insurance Repair/Replacement	0.00	0.00	16,800.00	0.00	0.00	0.00
<a href="#">01-540-7101</a>	Other Supplies/Tools	130.34	0.00	0.00	0.00	0.00	0.00
<a href="#">01-542-7100</a>	Office Supplies/Publications	0.00	0.00	129.99	0.00	0.00	0.00

City of Arkansas City, Kansas

		2010 Actual	2011 Actual	2012 Actual	2013 Adopted Budget	2013 Working Budget	2014 Adopted Budget
<a href="#">01-542-7101</a>	Other Supplies/Tools	56.40	0.00	0.00	0.00	0.00	0.00
<a href="#">01-542-7201</a>	Equipment Repair/Parts/Maintena...	0.00	0.00	277.50	0.00	11,029.14	0.00
<a href="#">01-542-7204</a>	Building Materials/Repairs	0.00	0.00	0.00	42,000.00	5,234.00	5,000.00
<a href="#">01-770-7100</a>	Office Supplies/Publications	74.73	87.87	219.96	50.00	59.95	50.00
<a href="#">01-770-7101</a>	Other Supplies/Tools	1,038.09	704.78	473.09	1,000.00	524.60	500.00
<a href="#">01-770-7103</a>	Food Supply	533.34	592.45	255.80	0.00	14.68	0.00
<a href="#">01-770-7110</a>	Postage/Shipping	10.19	24.33	16.38	25.00	25.00	25.00
<a href="#">01-770-7201</a>	Equipment Repair/Parts/Maintena...	653.68	850.49	129.08	1,000.00	400.00	300.00
<a href="#">01-770-7204</a>	Building Materials/Repairs	90.00	234.99	4,690.50	1,000.00	600.00	1,500.00
<a href="#">01-770-7301</a>	Refunds	1,385.00	1,335.00	1,440.00	1,500.00	1,500.00	1,500.00
<a href="#">01-774-7100</a>	Office Supplies/Publications	1,236.02	326.70	574.49	1,000.00	1,000.00	600.00
<a href="#">01-774-7101</a>	Other Supplies/Tools	13,133.16	12,188.32	18,752.43	15,400.00	15,400.00	12,000.00
<a href="#">01-774-7103</a>	Food Supply	1,695.52	1,589.76	2,646.65	2,900.00	2,900.00	2,500.00
<a href="#">01-774-7110</a>	Postage/Shipping	136.12	170.84	97.17	200.00	200.00	0.00
<a href="#">01-774-7200</a>	Fuel/Oil	0.00	0.00	1,682.77	1,800.00	1,800.00	1,000.00
<a href="#">01-774-7201</a>	Equipment Repair/Parts/Maintena...	318.47	563.94	1,933.08	1,000.00	1,000.00	1,000.00
<a href="#">01-774-7204</a>	Building Materials/Repairs	53.64	1,397.65	1,986.52	2,500.00	2,500.00	2,250.00
<a href="#">01-774-7301</a>	Refunds	100.00	335.00	275.00	200.00	200.00	0.00
<a href="#">01-775-7100</a>	Office Supplies/Publications	4,610.05	0.00	0.00	0.00	0.00	0.00
<a href="#">01-775-7101</a>	Other Supplies/Tools	8,181.95	0.00	0.00	0.00	0.00	0.00
<a href="#">01-775-7103</a>	Food Supply	2,388.74	0.00	0.00	0.00	0.00	0.00
<a href="#">01-775-7107</a>	Materials for Resale	3,709.82	0.00	0.00	0.00	0.00	0.00
<a href="#">01-775-7110</a>	Postage/Shipping	703.96	0.00	271.75	0.00	0.00	0.00
<a href="#">01-775-7201</a>	Equipment Repair/Parts/Maintena...	0.00	0.00	0.00	0.00	0.00	0.00
<a href="#">01-775-7204</a>	Building Materials/Repairs	191.40	0.00	0.00	0.00	0.00	0.00
<a href="#">01-775-7302</a>	Sales Tax Expense	1,308.63	39.03	0.00	0.00	0.00	0.00
<a href="#">01-776-7100</a>	Office Supplies/Publications	0.00	0.00	0.00	0.00	0.00	0.00
<a href="#">01-776-7101</a>	Other Supplies/Tools	91.66	70.68	0.00	0.00	0.00	0.00
<a href="#">01-776-7103</a>	Food Supply	2,036.21	1,434.15	383.22	0.00	0.00	0.00
<a href="#">01-776-7204</a>	Building Materials/Repairs	230.00	0.00	3,771.71	0.00	0.00	0.00
<a href="#">01-880-7101</a>	Other Supplies/Tools	2,385.00	0.00	0.00	0.00	0.00	0.00
<b>Category 710 Total:</b>		<b>592,573.92</b>	<b>641,196.12</b>	<b>672,756.89</b>	<b>787,143.00</b>	<b>613,673.93</b>	<b>637,225.00</b>
<b>Category: 740 - Capital Outlay</b>							
<a href="#">01-100-7401</a>	Land/Easments/ROW	0.00	0.00	0.00	0.00	0.00	0.00
<a href="#">01-100-7405</a>	Machinery/Equipment	0.00	0.00	0.00	0.00	0.00	0.00
<a href="#">01-100-7600</a>	Depreciation	0.00	0.00	0.00	0.00	0.00	0.00
<a href="#">01-201-7503</a>	Audio/Visual Equipment	47.92	499.00	3,786.25	600.00	600.00	0.00
<a href="#">01-203-7405</a>	Machinery/Equipment	2,093.36	0.00	0.00	500.00	0.00	0.00
<a href="#">01-203-7406</a>	Office Equipment/Furniture	0.00	1,603.98	2,955.00	1,000.00	1,000.00	500.00
<a href="#">01-203-7504</a>	Computer Equipment	0.00	601.91	2,245.48	2,000.00	4,245.70	1,500.00
<a href="#">01-203-7505</a>	Computer Software	578.53	0.00	1,470.85	250.00	500.00	500.00
<a href="#">01-204-7406</a>	Office Equipment/Furniture	0.00	0.00	0.00	0.00	0.00	0.00
<a href="#">01-204-7504</a>	Computer Equipment	0.00	2,362.16	3,556.54	1,000.00	873.08	0.00
<a href="#">01-204-7505</a>	Computer Software	0.00	335.00	725.52	500.00	6,586.33	0.00
<a href="#">01-207-7403</a>	Motor Vehicles	7,174.00	8,621.00	0.00	0.00	0.00	0.00
<a href="#">01-207-7405</a>	Machinery/Equipment	0.00	6,878.72	99.48	23,500.00	2,000.00	0.00
<a href="#">01-207-7406</a>	Office Equipment/Furniture	1,000.00	12,186.51	0.00	1,000.00	300.00	0.00

City of Arkansas City, Kansas

		2010 Actual	2011 Actual	2012 Actual	2013 Adopted Budget	2013 Working Budget	2014 Adopted Budget
<a href="#">01-207-7504</a>	Computer Equipment	0.00	2,846.19	906.55	2,000.00	2,000.00	1,000.00
<a href="#">01-207-7505</a>	Computer Software	578.53	350.00	20,996.76	1,000.00	2,811.83	1,000.00
<a href="#">01-207-7600</a>	Depreciation	0.00	0.00	0.00	0.00	0.00	0.00
<a href="#">01-208-7405</a>	Machinery/Equipment	0.00	0.00	0.00	0.00	0.00	0.00
<a href="#">01-209-7405</a>	Machinery/Equipment	676.92	0.00	0.00	0.00	0.00	0.00
<a href="#">01-209-7406</a>	Office Equipment/Furniture	545.00	0.00	0.00	6,500.00	1,000.00	1,000.00
<a href="#">01-209-7503</a>	Audio/Visual Equipment	0.00	0.00	0.00	500.00	0.00	500.00
<a href="#">01-209-7504</a>	Computer Equipment	3,244.59	5,195.14	6,144.07	6,000.00	6,000.00	6,000.00
<a href="#">01-209-7505</a>	Computer Software	2,646.32	3,182.99	9,163.09	7,500.00	7,500.00	7,500.00
<a href="#">01-209-7600</a>	Depreciation	0.00	0.00	0.00	0.00	0.00	0.00
<a href="#">01-310-7403</a>	Motor Vehicles	0.00	0.00	32,016.10	0.00	0.00	0.00
<a href="#">01-310-7404</a>	Fire Trucks/Ambulances	36,000.00	55,400.10	27,983.90	245,150.00	79,000.00	0.00
<a href="#">01-310-7405</a>	Machinery/Equipment	18,051.00	14,148.66	39,655.89	38,465.00	38,465.00	23,000.00
<a href="#">01-310-7406</a>	Office Equipment/Furniture	730.01	3,050.00	433.00	3,500.00	500.00	500.00
<a href="#">01-310-7504</a>	Computer Equipment	0.00	3,528.97	3,226.82	4,000.00	7,000.00	3,500.00
<a href="#">01-310-7505</a>	Computer Software	1,157.08	907.00	8,444.85	2,500.00	2,500.00	6,500.00
<a href="#">01-310-7600</a>	Depreciation	0.00	0.00	0.00	0.00	0.00	0.00
<a href="#">01-421-7402</a>	Capital Improvement	0.00	0.00	0.00	0.00	0.00	0.00
<a href="#">01-421-7403</a>	Motor Vehicles	0.00	44,412.00	11,995.00	77,000.00	77,190.00	25,000.00
<a href="#">01-421-7405</a>	Machinery/Equipment	157,610.64	17,736.93	9,913.07	35,360.00	19,280.00	9,000.00
<a href="#">01-421-7406</a>	Office Equipment/Furniture	7,475.00	824.24	1,468.10	4,200.00	4,000.00	0.00
<a href="#">01-421-7502</a>	Communication Equipment	0.00	508.40	7,208.05	9,000.00	1,000.00	3,000.00
<a href="#">01-421-7503</a>	Audio/Visual Equipment	0.00	769.98	2,977.72	17,100.00	18,394.00	20,000.00
<a href="#">01-421-7504</a>	Computer Equipment	3,546.87	13,213.04	23,082.42	29,800.00	29,800.00	18,000.00
<a href="#">01-421-7505</a>	Computer Software	9,225.71	12,822.57	29,700.86	54,500.00	30,000.00	25,000.00
<a href="#">01-421-7600</a>	Depreciation	0.00	0.00	0.00	0.00	0.00	0.00
<a href="#">01-423-7405</a>	Machinery/Equipment	16,066.05	64,247.97	7,626.57	0.00	0.00	0.00
<a href="#">01-423-7502</a>	Communication Equipment	0.00	0.00	0.00	0.00	0.00	0.00
<a href="#">01-423-7504</a>	Computer Equipment	0.00	0.00	0.00	0.00	0.00	0.00
<a href="#">01-423-7505</a>	Computer Software	0.00	600.00	0.00	0.00	0.00	0.00
<a href="#">01-423-7600</a>	Depreciation	0.00	0.00	0.00	0.00	0.00	0.00
<a href="#">01-530-7400</a>	Buildings	0.00	0.00	0.00	0.00	36,484.10	0.00
<a href="#">01-530-7403</a>	Motor Vehicles	0.00	18,377.00	20,142.00	25,000.00	19,080.00	25,000.00
<a href="#">01-530-7405</a>	Machinery/Equipment	8,564.94	24,184.24	0.00	42,000.00	30,000.00	15,000.00
<a href="#">01-530-7504</a>	Computer Equipment	0.00	872.00	688.00	1,200.00	1,200.00	1,200.00
<a href="#">01-530-7505</a>	Computer Software	0.00	75.00	887.85	1,000.00	500.00	500.00
<a href="#">01-530-7600</a>	Depreciation	0.00	0.00	0.00	0.00	0.00	0.00
<a href="#">01-532-7405</a>	Machinery/Equipment	0.00	3,669.20	0.00	0.00	0.00	3,000.00
<a href="#">01-533-7405</a>	Machinery/Equipment	15,000.00	0.00	5,220.00	0.00	0.00	0.00
<a href="#">01-533-7504</a>	Computer Equipment	0.00	0.00	956.52	1,200.00	933.00	500.00
<a href="#">01-533-7505</a>	Computer Software	0.00	75.00	0.00	200.00	587.85	600.00
<a href="#">01-533-7600</a>	Depreciation	0.00	0.00	0.00	0.00	0.00	0.00
<a href="#">01-540-7406</a>	Office Equipment/Furniture	0.00	0.00	0.00	0.00	0.00	0.00
<a href="#">01-542-7405</a>	Machinery/Equipment	0.00	0.00	0.00	130,000.00	62,000.00	100,000.00
<a href="#">01-770-7405</a>	Machinery/Equipment	0.00	0.00	0.00	0.00	0.00	0.00
<a href="#">01-770-7406</a>	Office Equipment/Furniture	0.00	0.00	0.00	0.00	0.00	0.00

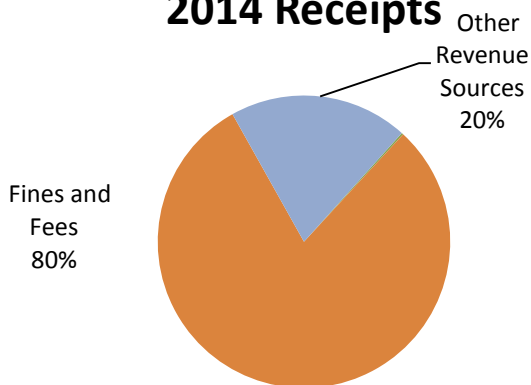
City of Arkansas City, Kansas

		2010 Actual	2011 Actual	2012 Actual	2013 Adopted Budget	2013 Working Budget	2014 Adopted Budget
<a href="#">01-770-7504</a>	Computer Equipment	0.00	0.00	489.00	0.00	0.00	0.00
<a href="#">01-774-7504</a>	Computer Equipment	0.00	0.00	0.00	600.00	600.00	1,000.00
<a href="#">01-775-7406</a>	Office Equipment/Furniture	0.00	0.00	0.00	0.00	0.00	0.00
<a href="#">01-776-7405</a>	Machinery/Equipment	0.00	0.00	0.00	0.00	0.00	0.00
	<b>Category 740 Total:</b>	<b>292,012.47</b>	<b>324,084.90</b>	<b>286,165.31</b>	<b>775,625.00</b>	<b>493,930.89</b>	<b>299,800.00</b>
<b>Category: 800 - Transfers</b>							
<a href="#">01-100-8000</a>	Transfer to Other Fund	0.00	68,790.00	0.00	0.00	13,612.12	0.00
<a href="#">01-203-8001</a>	Transfer to ERF	0.00	0.00	0.00	0.00	0.00	0.00
<a href="#">01-207-8001</a>	Transfer to ERF	0.00	0.00	8,500.00	0.00	0.00	0.00
<a href="#">01-209-8001</a>	Transfer to ERF	0.00	545.00	0.00	0.00	0.00	5,000.00
<a href="#">01-310-8001</a>	Transfer to ERF	0.00	36,000.00	51,000.00	15,000.00	0.00	0.00
<a href="#">01-310-8110</a>	Transfers to Other Agency	0.00	0.00	0.00	0.00	0.00	0.00
<a href="#">01-421-8001</a>	Transfer to ERF	0.00	0.00	0.00	0.00	0.00	0.00
<a href="#">01-421-8002</a>	Transfer to CIP	0.00	0.00	0.00	0.00	0.00	0.00
<a href="#">01-421-8110</a>	Transfers to Other Agency	44,905.00	0.00	0.00	0.00	0.00	0.00
<a href="#">01-530-8001</a>	Transfer to ERF	0.00	0.00	30,000.00	0.00	0.00	0.00
<a href="#">01-530-8002</a>	Transfer to CIP	0.00	0.00	0.00	0.00	0.00	0.00
<a href="#">01-533-8001</a>	Transfer to ERF	0.00	15,000.00	14,780.00	0.00	0.00	0.00
<a href="#">01-542-8001</a>	Transfer to ERF	0.00	0.00	0.00	0.00	0.00	0.00
<a href="#">01-542-8002</a>	Transfer to CIP	0.00	0.00	0.00	0.00	0.00	0.00
<a href="#">01-880-8110</a>	Transfers to Other Agency	0.00	0.00	0.00	0.00	0.00	0.00
	<b>Category 800 Total:</b>	<b>44,905.00</b>	<b>120,335.00</b>	<b>104,280.00</b>	<b>15,000.00</b>	<b>13,612.12</b>	<b>5,000.00</b>
<b>Category: 900 - Debt Service</b>							
<a href="#">01-100-9107</a>	Lease/Cert of Participation Payment	65,315.14	65,315.14	66,318.93	0.00	0.00	0.00
<a href="#">01-100-9200</a>	Emergency Reserve	0.00	0.00	0.00	0.00	0.00	150,000.00
<a href="#">01-206-9107</a>	Lease/Cert of Participation Payment	0.00	0.00	0.00	0.00	0.00	0.00
<a href="#">01-310-9107</a>	Lease/Cert of Participation Payment	137,916.26	84,215.89	84,215.89	84,215.00	117,670.37	231,000.00
<a href="#">01-999-9999</a>	Profit Handler	0.00	0.00	0.00	0.00	0.00	0.00
	<b>Category 900 Total:</b>	<b>203,231.40</b>	<b>149,531.03</b>	<b>150,534.82</b>	<b>84,215.00</b>	<b>117,670.37</b>	<b>381,000.00</b>
	<b>Fund 01 Total:</b>	<b>8,208,579.57</b>	<b>7,945,894.30</b>	<b>8,070,624.06</b>	<b>9,428,306.00</b>	<b>8,108,562.43</b>	<b>8,779,981.00</b>

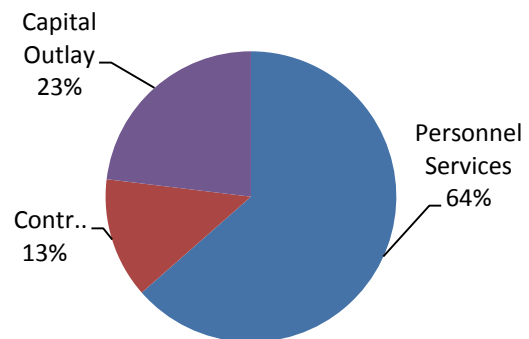
**Stormwater Fund-15 FUND  
Fiscal Year 2014**

	ACTUAL 2010	ACTUAL 2011	ACTUAL 2012	BUDGETED 2013	ESTIMATED 2013	BUDGETED 2014
Unencumbered Cash January 1	350,140	420,040	414,259	468,227	384,547	384,547
<b>Receipts:</b>						
Taxes	-	-	-	-	-	-
Licenses and Permits	-	-	-	-	-	-
Use of Money & Property	1,142	1,254	482	1,000	1,000	500
Intergovernmental	-	-	-	-	-	-
Services Revenue	145	-	-	-	-	-
Fines and Fees	191,417	190,568	193,075	202,100	200,000	202,100
Other Revenue Sources	-	1,555	1,259	150,000	150,000	50,000
Transfers In	-	-	-	-	-	-
<b>Total Receipts</b>	<b>192,705</b>	<b>193,378</b>	<b>194,816</b>	<b>353,100</b>	<b>351,000</b>	<b>252,600</b>
<b>Total Available</b>	<b>542,845</b>	<b>613,417</b>	<b>609,075</b>	<b>821,327</b>	<b>468,227</b>	<b>637,147</b>
<b>Expenditures:</b>						
Personnel Services	78,796	73,878	92,360	394,780	136,616	178,908
Contractual	44,009	125,415	17,414	42,000	42,000	37,700
Commodities	-	-	546	-	60	-
Capital Outlay	-	-	30,528	-	-	65,000
Transfers To Other Funds	-	-	-	-	-	-
Debt Service	-	-	-	-	-	-
Reserve	-	-	-	-	-	-
<b>Total Expenditures</b>	<b>122,805</b>	<b>199,294</b>	<b>140,848</b>	<b>436,780</b>	<b>178,676</b>	<b>281,608</b>
Receipts Over(Under) Expenditures	69,900	(5,916)	53,967	(83,680)	172,324	(29,008)
Unencumbered Cash December 31	420,040	414,124	468,227	384,547	556,871	355,539

**2014 Receipts**



**2014 Expenditures**





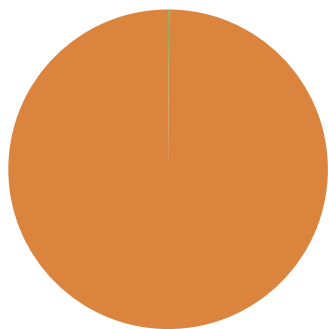
City of Arkansas City, Kansas

		2010 Actual	2011 Actual	2012 Actual	2013 Adopted Budget	2013 Working Budget	2014 Adopted Budget
<b>Fund: 15 - STORMWATER FUND</b>							
<b>Category: 500 - Personnel Services</b>							
<a href="#">15-544-5100</a>	Full Time Salary	42,155.27	43,693.04	54,258.56	292,000.00	292,000.00	114,513.00
<a href="#">15-544-5101</a>	Part Time Salary	0.00	0.00	0.00	4,100.00	4,100.00	0.00
<a href="#">15-544-5102</a>	Overtime Salary	2,390.66	1,512.63	2,027.09	1,000.00	1,000.00	2,000.00
<a href="#">15-544-5103</a>	SS/Medi Taxes	3,120.79	2,996.62	4,001.22	14,000.00	14,000.00	9,067.00
<a href="#">15-544-5105</a>	Retirement	0.00	0.00	0.00	0.00	0.00	2,004.00
<a href="#">15-544-5106</a>	KPERS	3,036.05	3,397.03	4,538.55	16,000.00	16,000.00	11,662.00
<a href="#">15-544-5111</a>	Life Insurance	54.84	63.00	75.60	180.00	180.00	120.00
<a href="#">15-544-5112</a>	Medical/Dental Insurance	21,777.43	21,835.50	23,432.39	60,000.00	60,000.00	34,926.00
<a href="#">15-544-5113</a>	Unemployment Insurance	200.31	430.55	309.56	1,000.00	1,000.00	630.00
<a href="#">15-544-5114</a>	Workers Comp	6,061.08	-50.04	3,715.93	6,500.00	6,500.00	3,986.00
<a href="#">15-544-5199</a>	(To) From Other Dept	0.00	0.00	0.00	0.00	0.00	0.00
<b>Category 500 Total:</b>		<b>78,796.43</b>	<b>73,878.33</b>	<b>92,358.90</b>	<b>394,780.00</b>	<b>394,780.00</b>	<b>178,908.00</b>
<b>Category: 600 - Contractual</b>							
<a href="#">15-544-6212</a>	Payments to Contractors	43,982.50	125,265.92	17,286.31	40,000.00	40,000.00	35,000.00
<a href="#">15-544-6214</a>	Other Professional Services	26.22	149.33	60.00	2,000.00	2,000.00	2,000.00
<a href="#">15-544-6215</a>	Other Insurances	0.00	0.00	0.00	0.00	0.00	700.00
<a href="#">15-544-6301</a>	Advertising	0.00	0.00	67.95	0.00	0.00	0.00
<a href="#">15-544-6303</a>	License Fees	0.00	0.00	0.00	0.00	0.00	0.00
<b>Category 600 Total:</b>		<b>44,008.72</b>	<b>125,415.25</b>	<b>17,414.26</b>	<b>42,000.00</b>	<b>42,000.00</b>	<b>37,700.00</b>
<b>Category: 710 - Commodities</b>							
<a href="#">15-544-7101</a>	Other Supplies/Tools	0.00	0.00	122.50	0.00	0.00	0.00
<a href="#">15-544-7102</a>	Clothing/Uniforms	0.00	0.00	0.00	0.00	0.00	0.00
<a href="#">15-544-7202</a>	Motor Vehicle Repair/Parts	0.00	0.00	423.96	0.00	0.00	0.00
<b>Category 710 Total:</b>		<b>0.00</b>	<b>0.00</b>	<b>546.46</b>	<b>0.00</b>	<b>0.00</b>	<b>0.00</b>
<b>Category: 740 - Capital Outlay</b>							
<a href="#">15-544-7403</a>	Motor Vehicles	0.00	0.00	18,399.00	0.00	0.00	0.00
<a href="#">15-544-7405</a>	Machinery/Equipment	0.00	0.00	12,128.67	0.00	0.00	65,000.00
<a href="#">15-544-7600</a>	Depreciation	0.00	0.00	0.00	0.00	0.00	0.00
<b>Category 740 Total:</b>		<b>0.00</b>	<b>0.00</b>	<b>30,527.67</b>	<b>0.00</b>	<b>0.00</b>	<b>65,000.00</b>
<b>Category: 800 - Transfers</b>							
<a href="#">15-880-8000</a>	Transfer to Other Fund	0.00	0.00	0.00	0.00	0.00	0.00
<b>Category 800 Total:</b>		<b>0.00</b>	<b>0.00</b>	<b>0.00</b>	<b>0.00</b>	<b>0.00</b>	<b>0.00</b>
<b>Category: 900 - Debt Service</b>							
<a href="#">15-999-9999</a>	Profit Handler	0.00	0.00	0.00	0.00	0.00	0.00
<b>Category 900 Total:</b>		<b>0.00</b>	<b>0.00</b>	<b>0.00</b>	<b>0.00</b>	<b>0.00</b>	<b>0.00</b>
<b>Fund 15 Total:</b>		<b>122,805.15</b>	<b>199,293.58</b>	<b>140,847.29</b>	<b>436,780.00</b>	<b>436,780.00</b>	<b>281,608.00</b>

**Water Fund- 16 FUND  
Fiscal Year 2014**

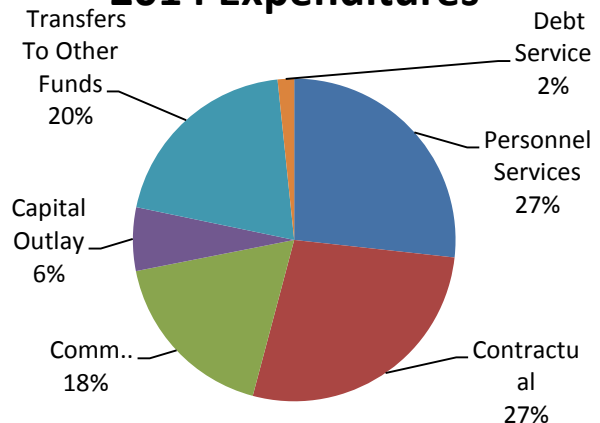
	ACTUAL 2010	ACTUAL 2011	ACTUAL 2012	BUDGETED 2013	ESTIMATED 2013	BUDGETED 2014
Unencumbered Cash January 1	1,884,524	2,010,564	2,630,617	2,592,236	3,095,869	2,558,798
<b>Receipts:</b>						
Taxes	47,344	43,846	-	-	-	-
Licenses and Permits	1,124	-	-	-	-	-
Use of Money & Property	6,851	7,348	3,707	5,100	5,100	3,800
Intergovernmental	-	-	-	-	-	-
Services Revenue	68	395	268	100	100	100
Fines and Fees	3,372,811	3,539,723	3,678,225	3,478,000	3,478,000	3,628,000
Other Revenue Sources	1,013	12,881	7,049	100	100	-
Transfers In	-	-	-	-	-	-
<b>Total Receipts</b>	<b>3,429,211</b>	<b>3,604,193</b>	<b>3,689,250</b>	<b>3,483,300</b>	<b>3,483,300</b>	<b>3,631,900</b>
<b>Total Available</b>	<b>5,313,735</b>	<b>5,614,757</b>	<b>6,319,866</b>	<b>6,075,536</b>	<b>6,579,169</b>	<b>6,190,698</b>
<b>Expenditures:</b>						
Personnel Services	1,287,344	1,197,821	1,171,465	852,625	852,625	931,685
Contractual	325,607	325,435	544,859	1,500,000	1,500,000	954,610
Commodities	578,956	622,730	574,061	574,650	574,650	619,000
Capital Outlay	157,261	103,329	153,599	400,000	400,000	221,600
Transfers To Other Funds	742,408	429,556	614,990	632,977	632,977	700,000
Debt Service Reserve	211,594	305,270	165,024	60,119	60,119	57,462
<b>Total Expenditures</b>	<b>3,303,171</b>	<b>2,984,141</b>	<b>3,223,997</b>	<b>4,020,371</b>	<b>4,020,371</b>	<b>3,484,357</b>
Receipts Over(Under) Expenditures	126,040	620,053	465,252	(537,071)	(537,071)	147,543
Unencumbered Cash December 31	2,010,564	2,630,617	3,095,869	2,055,165	2,558,798	2,706,341

**2014 Receipts**



Service Fees and Penalties  
99.9%

**2014 Expenditures**



City of Arkansas City, Kansas

		2010 Actual	2011 Actual	2012 Actual	2013 Adopted Budget	2013 Working Budget	2014 Adopted Budget
<b>Fund: 16 - WATER FUND</b>							
<b>Category: 500 - Personnel Services</b>							
<a href="#">16-203-5100</a>	Full Time Salary	89,621.56	116,531.67	93,477.46	0.00	0.00	0.00
<a href="#">16-203-5101</a>	Part Time Salary	0.00	0.00	0.00	0.00	0.00	0.00
<a href="#">16-203-5102</a>	Overtime Salary	3,076.15	4,826.81	595.49	0.00	0.00	0.00
<a href="#">16-203-5103</a>	SS/Medi Taxes	6,971.27	9,020.59	6,941.40	0.00	0.00	0.00
<a href="#">16-203-5105</a>	Retirement	3,622.60	3,671.11	564.90	0.00	0.00	0.00
<a href="#">16-203-5106</a>	KPERS	6,400.84	5,532.40	7,660.81	0.00	0.00	0.00
<a href="#">16-203-5111</a>	Life Insurance	-22.47	48.70	58.91	0.00	0.00	0.00
<a href="#">16-203-5112</a>	Medical/Dental Insurance	12,526.83	11,989.37	11,522.52	0.00	0.00	0.00
<a href="#">16-203-5113</a>	Unemployment Insurance	308.71	817.08	520.56	0.00	0.00	0.00
<a href="#">16-203-5114</a>	Workers Comp	29,181.79	-3,338.54	98.00	0.00	0.00	0.00
<a href="#">16-205-5100</a>	Full Time Salary	14,812.04	15,195.22	15,584.78	0.00	0.00	0.00
<a href="#">16-205-5103</a>	SS/Medi Taxes	1,136.24	1,117.05	1,193.29	0.00	0.00	0.00
<a href="#">16-205-5105</a>	Retirement	25.00	0.00	0.00	0.00	0.00	0.00
<a href="#">16-205-5106</a>	KPERS	1,022.13	1,135.87	1,267.35	0.00	0.00	0.00
<a href="#">16-205-5111</a>	Life Insurance	0.00	0.00	0.00	0.00	0.00	0.00
<a href="#">16-205-5113</a>	Unemployment Insurance	49.31	103.65	83.89	0.00	0.00	0.00
<a href="#">16-205-5114</a>	Workers Comp	44.42	-438.52	50.00	0.00	0.00	0.00
<a href="#">16-209-5100</a>	Full Time Salary	154,495.76	126,658.08	113,117.41	0.00	0.00	0.00
<a href="#">16-209-5101</a>	Part Time Salary	628.86	0.00	0.00	0.00	0.00	0.00
<a href="#">16-209-5102</a>	Overtime Salary	4,617.37	3,492.66	2,621.34	0.00	0.00	0.00
<a href="#">16-209-5103</a>	SS/Medi Taxes	11,579.05	9,440.10	8,231.46	0.00	0.00	0.00
<a href="#">16-209-5105</a>	Retirement	208.00	0.00	0.00	0.00	0.00	0.00
<a href="#">16-209-5106</a>	KPERS	10,515.66	9,162.81	8,919.84	0.00	0.00	0.00
<a href="#">16-209-5111</a>	Life Insurance	120.14	98.20	80.93	0.00	0.00	0.00
<a href="#">16-209-5112</a>	Medical/Dental Insurance	22,582.93	18,124.94	14,515.81	0.00	0.00	0.00
<a href="#">16-209-5113</a>	Unemployment Insurance	530.74	883.92	633.05	0.00	0.00	0.00
<a href="#">16-209-5114</a>	Workers Comp	468.50	-3,741.89	210.00	0.00	0.00	0.00
<a href="#">16-209-5201</a>	Staffing Services	637.24	643.76	0.00	0.00	0.00	0.00
<a href="#">16-209-5202</a>	Employment Services	44.01	0.00	0.00	0.00	0.00	0.00
<a href="#">16-209-5203</a>	Travel/ Meals/ Lodging	575.48	890.72	558.48	0.00	0.00	0.00
<a href="#">16-209-5204</a>	Training/Seminars/Conferences	1,522.70	463.05	552.00	0.00	0.00	0.00
<a href="#">16-209-5205</a>	Dues/Memberships	591.99	1,427.15	559.73	0.00	0.00	0.00
<a href="#">16-209-5206</a>	Employee Appreciation	1,165.75	2,205.74	2,008.57	0.00	0.00	0.00
<a href="#">16-650-5100</a>	Full Time Salary	117,757.31	120,005.28	188,556.02	103,000.00	103,000.00	174,308.00
<a href="#">16-650-5101</a>	Part Time Salary	12,686.24	10,273.77	0.00	4,100.00	4,100.00	0.00
<a href="#">16-650-5102</a>	Overtime Salary	116.38	223.42	960.18	1,000.00	1,000.00	1,000.00
<a href="#">16-650-5103</a>	SS/Medi Taxes	9,493.98	9,083.45	13,897.41	8,300.00	8,300.00	13,411.00
<a href="#">16-650-5105</a>	Retirement	65.00	0.00	0.00	0.00	0.00	0.00
<a href="#">16-650-5106</a>	KPERS	9,038.08	9,795.29	15,491.74	10,000.00	10,000.00	17,251.00
<a href="#">16-650-5111</a>	Life Insurance	62.78	108.66	86.11	75.00	75.00	135.00
<a href="#">16-650-5112</a>	Medical/Dental Insurance	24,177.24	25,926.26	34,996.24	22,000.00	22,000.00	39,000.00
<a href="#">16-650-5113</a>	Unemployment Insurance	434.30	877.78	1,100.02	600.00	600.00	959.00
<a href="#">16-650-5114</a>	Workers Comp	4,645.18	460.70	5,610.28	1,800.00	1,800.00	7,565.00
<a href="#">16-650-5201</a>	Staffing Services	0.00	0.00	0.00	0.00	0.00	0.00
<a href="#">16-650-5202</a>	Employment Services	157.50	178.48	294.60	150.00	150.00	300.00

City of Arkansas City, Kansas

		2010 Actual	2011 Actual	2012 Actual	2013 Adopted Budget	2013 Working Budget	2014 Adopted Budget
<a href="#">16-650-5203</a>	Travel/ Meals/ Lodging	1,025.58	917.95	1,532.31	1,000.00	1,000.00	1,000.00
<a href="#">16-650-5204</a>	Training/Seminars/Conferences	3,362.54	1,632.12	2,062.11	1,000.00	1,000.00	2,000.00
<a href="#">16-650-5205</a>	Dues/Memberships	4,733.33	745.00	951.60	6,000.00	6,000.00	6,000.00
<a href="#">16-650-5206</a>	Employee Appreciation	40.00	373.69	500.00	0.00	0.00	0.00
<a href="#">16-650-5207</a>	Moving Expense	0.00	0.00	0.00	0.00	0.00	0.00
<a href="#">16-651-5100</a>	Full Time Salary	214,200.33	221,257.38	170,501.96	205,000.00	205,000.00	198,730.00
<a href="#">16-651-5101</a>	Part Time Salary	243.24	0.00	0.00	0.00	0.00	0.00
<a href="#">16-651-5102</a>	Overtime Salary	13,058.52	15,971.32	15,991.53	12,500.00	12,500.00	12,500.00
<a href="#">16-651-5103</a>	SS/Medi Taxes	16,579.70	16,685.82	13,562.19	16,000.00	16,000.00	16,160.00
<a href="#">16-651-5105</a>	Retirement	200.00	0.00	0.00	0.00	0.00	0.00
<a href="#">16-651-5106</a>	KPERS	15,757.46	17,587.42	14,978.13	18,500.00	18,500.00	20,786.00
<a href="#">16-651-5111</a>	Life Insurance	140.33	253.55	151.20	250.00	250.00	227.00
<a href="#">16-651-5112</a>	Medical/Dental Insurance	52,603.79	51,541.73	37,868.83	64,000.00	64,000.00	59,000.00
<a href="#">16-651-5113</a>	Unemployment Insurance	764.73	1,570.34	1,030.95	1,100.00	1,100.00	1,094.00
<a href="#">16-651-5114</a>	Workers Comp	10,372.82	2,965.50	7,454.55	9,000.00	9,000.00	8,625.00
<a href="#">16-651-5201</a>	Staffing Services	11,517.74	7,890.46	5,619.58	5,000.00	5,000.00	5,000.00
<a href="#">16-651-5202</a>	Employment Services	95.00	574.00	758.70	400.00	400.00	400.00
<a href="#">16-651-5203</a>	Travel/ Meals/ Lodging	193.82	357.94	332.02	1,000.00	1,000.00	1,000.00
<a href="#">16-651-5204</a>	Training/Seminars/Conferences	1,279.00	1,080.10	931.11	3,000.00	3,000.00	3,000.00
<a href="#">16-651-5205</a>	Dues/Memberships	0.00	0.00	410.00	400.00	400.00	400.00
<a href="#">16-651-5206</a>	Employee Appreciation	0.00	0.00	500.00	0.00	0.00	0.00
<a href="#">16-652-5100</a>	Full Time Salary	65,278.05	71,387.11	63,309.74	65,000.00	65,000.00	0.00
<a href="#">16-652-5102</a>	Overtime Salary	3,588.25	2,588.22	1,963.25	4,000.00	4,000.00	0.00
<a href="#">16-652-5103</a>	SS/Medi Taxes	4,956.15	5,177.14	4,693.70	5,000.00	5,000.00	0.00
<a href="#">16-652-5106</a>	KPERS	4,768.99	5,518.46	5,307.42	6,000.00	6,000.00	0.00
<a href="#">16-652-5111</a>	Life Insurance	47.31	88.20	75.60	100.00	100.00	0.00
<a href="#">16-652-5112</a>	Medical/Dental Insurance	17,672.19	19,128.93	18,782.70	19,500.00	19,500.00	0.00
<a href="#">16-652-5113</a>	Unemployment Insurance	230.57	501.28	359.03	400.00	400.00	0.00
<a href="#">16-652-5114</a>	Workers Comp	3,125.97	920.45	3,088.54	2,800.00	2,800.00	0.00
<a href="#">16-652-5199</a>	(To) From Other Dept	0.00	0.00	0.00	0.00	0.00	0.00
<a href="#">16-652-5201</a>	Staffing Services	24,322.64	0.00	0.00	0.00	0.00	0.00
<a href="#">16-652-5202</a>	Employment Services	45.00	0.00	0.00	100.00	100.00	100.00
<a href="#">16-652-5204</a>	Training/Seminars/Conferences	270.00	393.10	416.53	500.00	500.00	500.00
<a href="#">16-653-5100</a>	Full Time Salary	139,751.26	143,278.40	152,241.70	158,000.00	158,000.00	216,022.00
<a href="#">16-653-5101</a>	Part Time Salary	0.00	0.00	0.00	0.00	0.00	0.00
<a href="#">16-653-5102</a>	Overtime Salary	21,353.49	10,302.48	9,866.03	15,000.00	15,000.00	10,000.00
<a href="#">16-653-5103</a>	SS/Medi Taxes	11,550.79	10,609.31	11,754.11	13,000.00	13,000.00	17,291.00
<a href="#">16-653-5105</a>	Retirement	200.00	0.00	0.00	0.00	0.00	0.00
<a href="#">16-653-5106</a>	KPERS	11,098.19	11,562.60	13,184.69	15,000.00	15,000.00	22,241.00
<a href="#">16-653-5111</a>	Life Insurance	95.32	152.80	214.20	250.00	250.00	265.00
<a href="#">16-653-5112</a>	Medical/Dental Insurance	47,477.74	44,168.97	43,964.48	41,000.00	41,000.00	61,000.00
<a href="#">16-653-5113</a>	Unemployment Insurance	531.83	1,038.72	891.59	1,000.00	1,000.00	1,189.00
<a href="#">16-653-5114</a>	Workers Comp	7,320.41	2,164.41	7,935.55	7,000.00	7,000.00	9,376.00
<a href="#">16-653-5199</a>	(To) From Other Dept	0.00	0.00	0.00	0.00	0.00	0.00
<a href="#">16-653-5201</a>	Staffing Services	16,441.61	12,982.65	0.00	0.00	0.00	0.00
<a href="#">16-653-5202</a>	Employment Services	1,184.46	376.21	689.71	800.00	800.00	800.00

City of Arkansas City, Kansas

		2010 Actual	2011 Actual	2012 Actual	2013 Adopted Budget	2013 Working Budget	2014 Adopted Budget
<a href="#">16-653-5203</a>	Travel/ Meals/ Lodging	18.15	0.00	0.00	250.00	250.00	250.00
<a href="#">16-653-5204</a>	Training/Seminars/Conferences	2,153.00	1,112.10	4,969.32	2,500.00	2,500.00	2,500.00
<a href="#">16-653-5205</a>	Dues/Memberships	0.00	70.00	0.00	250.00	250.00	300.00
	<b>Category 500 Total:</b>	<b>1,287,343.89</b>	<b>1,197,820.65</b>	<b>1,171,465.24</b>	<b>852,625.00</b>	<b>852,625.00</b>	<b>931,685.00</b>
<b>Category: 600 - Contractual</b>							
<a href="#">16-205-6210</a>	Legal Services	0.00	7,273.54	212,555.25	0.00	0.00	5,000.00
<a href="#">16-209-6104</a>	Telephone	1,265.69	1,334.46	1,374.30	0.00	0.00	0.00
<a href="#">16-209-6105</a>	Other Utility Services	3,253.50	2,610.56	976.67	0.00	0.00	0.00
<a href="#">16-209-6211</a>	Auditing	8,556.56	4,437.50	11,000.00	0.00	0.00	0.00
<a href="#">16-209-6214</a>	Other Professional Services	22,606.90	16,499.40	19,334.59	0.00	0.00	0.00
<a href="#">16-209-6215</a>	Other Insurances	39,818.33	42,797.04	40,024.44	0.00	0.00	0.00
<a href="#">16-209-6218</a>	Claims/Losses	0.00	0.00	0.00	0.00	0.00	0.00
<a href="#">16-209-6301</a>	Advertising	884.10	935.69	1,013.71	0.00	0.00	0.00
<a href="#">16-209-6302</a>	Equip Rental/Maintenance Contract	0.00	0.00	0.00	0.00	0.00	0.00
<a href="#">16-209-6305</a>	Service Charges	1,719.08	4,233.01	7,635.43	0.00	0.00	12,500.00
<a href="#">16-650-6102</a>	Electricity	1,351.51	1,333.24	1,143.05	1,420.00	1,420.00	1,450.00
<a href="#">16-650-6103</a>	Natural Gas	660.14	637.41	539.41	820.00	820.00	860.00
<a href="#">16-650-6104</a>	Telephone	892.18	942.98	1,178.49	1,005.00	1,005.00	1,200.00
<a href="#">16-650-6105</a>	Other Utility Services	1,499.40	1,374.45	1,624.35	1,600.00	1,600.00	1,600.00
<a href="#">16-650-6212</a>	Payments to Contractors	0.00	0.00	0.00	0.00	0.00	0.00
<a href="#">16-650-6214</a>	Other Professional Services	8,178.26	4,573.55	1,444.47	4,700.00	4,700.00	4,700.00
<a href="#">16-650-6215</a>	Other Insurances	0.00	0.00	0.00	3,150.00	3,150.00	3,150.00
<a href="#">16-650-6218</a>	Claims/Losses	0.00	1,203.61	0.00	0.00	0.00	0.00
<a href="#">16-650-6220</a>	Engineering Services	0.00	0.00	0.00	0.00	0.00	0.00
<a href="#">16-650-6301</a>	Advertising	0.00	0.00	0.00	0.00	0.00	0.00
<a href="#">16-650-6302</a>	Equip Rental/Maintenance Contract	1,356.16	1,323.99	413.78	1,425.00	1,425.00	1,425.00
<a href="#">16-651-6102</a>	Electricity	151,311.99	164,504.48	174,928.23	150,000.00	150,000.00	175,000.00
<a href="#">16-651-6103</a>	Natural Gas	5,595.48	4,877.08	3,791.92	8,000.00	8,000.00	8,000.00
<a href="#">16-651-6104</a>	Telephone	2,075.92	2,057.37	2,466.27	2,500.00	2,500.00	2,500.00
<a href="#">16-651-6105</a>	Other Utility Services	0.00	0.00	0.00	0.00	0.00	0.00
<a href="#">16-651-6210</a>	Legal Services	0.00	0.00	9,832.50	0.00	0.00	10,000.00
<a href="#">16-651-6212</a>	Payments to Contractors	15,744.82	9,038.25	2,324.40	20,000.00	20,000.00	20,000.00
<a href="#">16-651-6214</a>	Other Professional Services	18,130.35	19,829.49	14,182.87	25,000.00	25,000.00	25,000.00
<a href="#">16-651-6215</a>	Other Insurances	0.00	0.00	0.00	26,800.00	26,800.00	26,800.00
<a href="#">16-651-6218</a>	Claims/Losses	0.00	0.00	0.00	0.00	0.00	0.00
<a href="#">16-651-6301</a>	Advertising	379.79	368.64	378.00	400.00	400.00	500.00
<a href="#">16-651-6302</a>	Equip Rental/Maintenance Contract	13,797.16	12,626.03	18,874.43	15,000.00	15,000.00	15,000.00
<a href="#">16-652-6102</a>	Electricity	0.00	0.00	580.60	0.00	0.00	600.00
<a href="#">16-652-6103</a>	Natural Gas	0.00	0.00	336.03	0.00	0.00	400.00
<a href="#">16-652-6104</a>	Telephone	0.00	71.78	187.51	200.00	200.00	200.00
<a href="#">16-652-6105</a>	Other Utility Services	0.00	0.00	0.00	0.00	0.00	0.00
<a href="#">16-652-6213</a>	Translation Services	0.00	0.00	0.00	0.00	0.00	0.00
<a href="#">16-652-6214</a>	Other Professional Services	3,143.68	1,249.79	1,030.71	2,000.00	2,000.00	2,000.00
<a href="#">16-652-6215</a>	Other Insurances	0.00	0.00	0.00	675.00	675.00	675.00
<a href="#">16-652-6301</a>	Advertising	218.40	0.00	0.00	200.00	200.00	0.00
<a href="#">16-652-6303</a>	License Fees	0.00	639.00	255.74	0.00	0.00	200.00
<a href="#">16-653-6102</a>	Electricity	1,944.33	2,443.94	1,758.27	2,200.00	2,200.00	2,200.00

City of Arkansas City, Kansas

		2010 Actual	2011 Actual	2012 Actual	2013 Adopted Budget	2013 Working Budget	2014 Adopted Budget
<a href="#">16-653-6103</a>	Natural Gas	2,601.97	1,853.60	995.09	3,000.00	3,000.00	3,000.00
<a href="#">16-653-6104</a>	Telephone	511.62	531.23	571.11	600.00	600.00	600.00
<a href="#">16-653-6105</a>	Other Utility Services	0.00	0.00	0.00	0.00	0.00	0.00
<a href="#">16-653-6212</a>	Payments to Contractors	10,815.05	6,828.80	1,893.77	119,405.00	619,405.00	120,000.00
<a href="#">16-653-6214</a>	Other Professional Services	4,801.33	3,330.08	1,989.96	5,000.00	5,000.00	5,000.00
<a href="#">16-653-6215</a>	Other Insurances	0.00	0.00	0.00	550.00	550.00	550.00
<a href="#">16-653-6220</a>	Engineering Services	0.00	0.00	5,090.84	1,100,000.00	600,000.00	500,000.00
<a href="#">16-653-6301</a>	Advertising	599.56	953.92	350.00	350.00	350.00	500.00
<a href="#">16-653-6302</a>	Equip Rental/Maintenance Contract	1,884.93	1,656.22	1,851.45	3,000.00	3,000.00	3,000.00
<a href="#">16-653-6303</a>	License Fees	39.00	1,065.00	931.64	1,000.00	1,000.00	1,000.00
	<b>Category 600 Total:</b>	<b>325,637.19</b>	<b>325,435.13</b>	<b>544,859.28</b>	<b>1,500,000.00</b>	<b>1,500,000.00</b>	<b>954,610.00</b>
<b>Category: 710 - Commodities</b>							
<a href="#">16-100-7301</a>	Refunds	0.00	293.44	120.32	0.00	0.00	0.00
<a href="#">16-100-7305</a>	Utility Refunds	0.00	0.00	0.00	0.00	0.00	0.00
<a href="#">16-209-7100</a>	Office Supplies/Publications	7,523.68	2,495.02	2,993.29	0.00	0.00	0.00
<a href="#">16-209-7101</a>	Other Supplies/Tools	0.00	0.00	75.69	0.00	0.00	0.00
<a href="#">16-209-7102</a>	Clothing/Uniforms	0.00	0.00	900.39	0.00	0.00	0.00
<a href="#">16-209-7110</a>	Postage/Shipping	6,627.73	6,627.14	5,914.46	0.00	0.00	11,000.00
<a href="#">16-650-7100</a>	Office Supplies/Publications	1,505.11	2,170.70	2,799.46	1,600.00	1,600.00	1,600.00
<a href="#">16-650-7101</a>	Other Supplies/Tools	1,313.74	1,070.85	1,252.04	1,000.00	1,000.00	1,000.00
<a href="#">16-650-7102</a>	Clothing/Uniforms	1,234.88	1,082.31	1,721.12	1,400.00	1,400.00	1,400.00
<a href="#">16-650-7103</a>	Food Supply	833.09	951.57	687.88	0.00	0.00	0.00
<a href="#">16-650-7110</a>	Postage/Shipping	201.36	104.43	70.00	200.00	200.00	200.00
<a href="#">16-650-7200</a>	Fuel/Oil	1,727.93	1,582.89	1,759.01	1,800.00	1,800.00	1,800.00
<a href="#">16-650-7201</a>	Equipment Repair/Parts/Maintena...	528.15	3,322.05	924.14	600.00	600.00	750.00
<a href="#">16-650-7202</a>	Motor Vehicle Repair/Parts	492.81	306.10	283.78	550.00	550.00	700.00
<a href="#">16-650-7301</a>	Refunds	0.00	0.00	0.00	0.00	0.00	0.00
<a href="#">16-651-7100</a>	Office Supplies/Publications	941.45	914.21	729.44	2,050.00	2,050.00	2,100.00
<a href="#">16-651-7101</a>	Other Supplies/Tools	15,548.29	10,482.79	8,488.73	15,000.00	15,000.00	10,000.00
<a href="#">16-651-7102</a>	Clothing/Uniforms	3,185.68	2,598.16	5,418.12	3,500.00	3,500.00	5,500.00
<a href="#">16-651-7103</a>	Food Supply	392.33	567.83	370.35	0.00	0.00	0.00
<a href="#">16-651-7106</a>	Chemicals	344,643.62	320,479.17	332,335.56	350,000.00	350,000.00	350,000.00
<a href="#">16-651-7108</a>	Laboratory Tests/Evaluations	6,490.00	6,087.77	4,158.31	7,500.00	7,500.00	7,500.00
<a href="#">16-651-7110</a>	Postage/Shipping	2,938.77	2,169.40	2,797.05	4,000.00	4,000.00	4,000.00
<a href="#">16-651-7200</a>	Fuel/Oil	1,066.96	3,511.35	1,005.32	4,000.00	4,000.00	4,000.00
<a href="#">16-651-7201</a>	Equipment Repair/Parts/Maintena...	35,774.43	67,792.25	78,297.13	45,000.00	45,000.00	70,000.00
<a href="#">16-651-7202</a>	Motor Vehicle Repair/Parts	226.73	925.43	419.48	1,200.00	1,200.00	12,000.00
<a href="#">16-651-7204</a>	Building Materials/Repairs	4,377.27	6,630.22	480.79	6,500.00	6,500.00	6,500.00
<a href="#">16-651-7205</a>	Street/Sidewalk Materials	210.00	0.00	0.00	0.00	0.00	0.00
<a href="#">16-651-7208</a>	Laboratory Tests/Evaluations	0.00	0.00	0.00	0.00	0.00	0.00
<a href="#">16-651-7306</a>	Insurance Repair/Replacement	0.00	0.00	60.00	0.00	0.00	0.00
<a href="#">16-652-7100</a>	Office Supplies/Publications	207.50	195.95	732.32	300.00	300.00	700.00
<a href="#">16-652-7101</a>	Other Supplies/Tools	240.16	1,482.26	2,243.50	1,200.00	1,200.00	1,200.00
<a href="#">16-652-7102</a>	Clothing/Uniforms	1,328.95	1,594.05	1,470.26	2,000.00	2,000.00	2,000.00
<a href="#">16-652-7106</a>	Chemicals	49.50	51.50	0.00	50.00	50.00	50.00
<a href="#">16-652-7110</a>	Postage/Shipping	7.00	0.00	0.00	0.00	0.00	0.00
<a href="#">16-652-7200</a>	Fuel/Oil	3,481.72	3,297.18	3,637.71	3,200.00	3,200.00	3,000.00

City of Arkansas City, Kansas

		2010 Actual	2011 Actual	2012 Actual	2013 Adopted Budget	2013 Working Budget	2014 Adopted Budget
<a href="#">16-652-7201</a>	Equipment Repair/Parts/Maintena...	469.31	395.31	1,242.37	2,000.00	2,000.00	2,000.00
<a href="#">16-652-7202</a>	Motor Vehicle Repair/Parts	3,788.33	1,749.31	764.67	1,000.00	1,000.00	1,000.00
<a href="#">16-652-7204</a>	Building Materials/Repairs	0.00	20.10	0.00	0.00	0.00	0.00
<a href="#">16-652-7209</a>	Meter/Hydrant Parts	0.00	0.00	32.20	15,000.00	15,000.00	15,000.00
<a href="#">16-653-7101</a>	Other Supplies/Tools	43,803.31	51,222.16	65,596.26	55,000.00	55,000.00	55,000.00
<a href="#">16-653-7102</a>	Clothing/Uniforms	2,530.44	3,505.64	5,183.32	3,500.00	3,500.00	3,500.00
<a href="#">16-653-7103</a>	Food Supply	573.84	857.82	376.41	0.00	0.00	0.00
<a href="#">16-653-7110</a>	Postage/Shipping	249.13	200.95	73.91	200.00	200.00	200.00
<a href="#">16-653-7200</a>	Fuel/Oil	11,678.67	14,043.62	16,153.09	15,000.00	15,000.00	15,000.00
<a href="#">16-653-7201</a>	Equipment Repair/Parts/Maintena...	16,058.80	32,161.22	10,365.67	17,000.00	17,000.00	17,000.00
<a href="#">16-653-7202</a>	Motor Vehicle Repair/Parts	5,901.13	3,168.85	6,468.57	7,500.00	7,500.00	7,500.00
<a href="#">16-653-7204</a>	Building Materials/Repairs	1,030.07	811.82	43.92	800.00	800.00	800.00
<a href="#">16-653-7205</a>	Street/Sidewalk Materials	5,820.20	3,770.03	5,539.77	5,000.00	5,000.00	5,000.00
<a href="#">16-653-7301</a>	Refunds	0.00	0.00	0.00	0.00	0.00	0.00
<a href="#">16-880-7302</a>	Sales Tax Expense	43,954.02	48,511.18	74.70	0.00	0.00	0.00
	<b>Category 710 Total:</b>	<b>578,956.09</b>	<b>609,204.03</b>	<b>574,060.51</b>	<b>574,650.00</b>	<b>574,650.00</b>	<b>619,000.00</b>
<b>Category: 740 - Capital Outlay</b>							
<a href="#">16-100-7600</a>	Depreciation	0.00	0.00	0.00	0.00	0.00	0.00
<a href="#">16-209-7405</a>	Machinery/Equipment	320.00	0.00	0.00	0.00	0.00	0.00
<a href="#">16-209-7406</a>	Office Equipment/Furniture	3,274.00	0.00	0.00	0.00	0.00	0.00
<a href="#">16-209-7504</a>	Computer Equipment	2,885.35	1,664.23	5,670.66	0.00	0.00	1,000.00
<a href="#">16-209-7505</a>	Computer Software	7,311.26	3,153.00	6,099.58	0.00	0.00	18,000.00
<a href="#">16-650-7403</a>	Motor Vehicles	0.00	0.00	15,912.00	12,000.00	12,000.00	0.00
<a href="#">16-650-7405</a>	Machinery/Equipment	4,146.08	0.00	450.00	6,600.00	6,600.00	6,600.00
<a href="#">16-650-7406</a>	Office Equipment/Furniture	0.00	322.00	698.00	0.00	0.00	1,000.00
<a href="#">16-650-7504</a>	Computer Equipment	3,685.00	1,081.83	2,526.54	5,000.00	5,000.00	5,000.00
<a href="#">16-650-7505</a>	Computer Software	0.00	550.00	2,459.25	2,000.00	2,000.00	2,000.00
<a href="#">16-651-7405</a>	Machinery/Equipment	34,035.21	42,424.88	12,033.19	125,000.00	125,000.00	50,000.00
<a href="#">16-651-7505</a>	Computer Software	0.00	0.00	732.85	0.00	0.00	0.00
<a href="#">16-651-7600</a>	Depreciation	0.00	0.00	0.00	0.00	0.00	0.00
<a href="#">16-652-7403</a>	Motor Vehicles	0.00	0.00	16,426.01	0.00	0.00	0.00
<a href="#">16-652-7405</a>	Machinery/Equipment	13,087.33	3,333.54	36,940.39	125,000.00	125,000.00	50,000.00
<a href="#">16-652-7600</a>	Depreciation	0.00	0.00	0.00	0.00	0.00	0.00
<a href="#">16-653-7403</a>	Motor Vehicles	0.00	0.00	19,112.00	0.00	0.00	0.00
<a href="#">16-653-7405</a>	Machinery/Equipment	88,517.10	50,799.15	18,010.57	124,400.00	124,400.00	88,000.00
<a href="#">16-653-7505</a>	Computer Software	0.00	0.00	16,528.25	0.00	0.00	0.00
<a href="#">16-653-7600</a>	Depreciation	0.00	0.00	0.00	0.00	0.00	0.00
	<b>Category 740 Total:</b>	<b>157,261.33</b>	<b>103,328.63</b>	<b>153,599.29</b>	<b>400,000.00</b>	<b>400,000.00</b>	<b>221,600.00</b>
<b>Category: 800 - Transfers</b>							
<a href="#">16-650-8001</a>	Transfer to ERF	0.00	0.00	0.00	0.00	0.00	0.00
<a href="#">16-651-8001</a>	Transfer to ERF	0.00	0.00	0.00	0.00	0.00	0.00
<a href="#">16-651-8002</a>	Transfer to CIP	0.00	0.00	0.00	0.00	0.00	0.00
<a href="#">16-653-8001</a>	Transfer to ERF	0.00	0.00	0.00	0.00	0.00	0.00
<a href="#">16-653-8002</a>	Transfer to CIP	0.00	0.00	0.00	0.00	0.00	0.00
<a href="#">16-880-8000</a>	Transfer to Other Fund	700,000.00	378,274.00	600,000.00	632,977.00	632,977.00	700,000.00
<a href="#">16-880-8110</a>	Transfers Other Agency	42,407.93	51,281.89	14,989.55	0.00	0.00	0.00
	<b>Category 800 Total:</b>	<b>742,407.93</b>	<b>429,555.89</b>	<b>614,989.55</b>	<b>632,977.00</b>	<b>632,977.00</b>	<b>700,000.00</b>

City of Arkansas City, Kansas

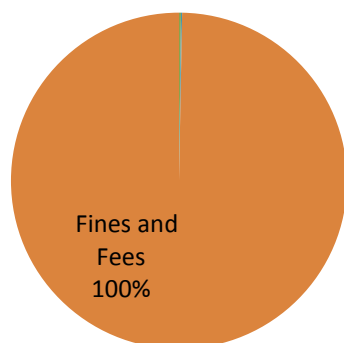
		2010 Actual	2011 Actual	2012 Actual	2013 Adopted Budget	2013 Working Budget	2014 Adopted Budget
<b>Category: 900 - Debt Service</b>							
<a href="#">16-880-9100</a>	Principal Payment	0.00	235,301.17	113,716.23	32,646.00	32,646.00	33,788.00
<a href="#">16-880-9101</a>	Interest Payment	0.00	53,612.25	48,437.02	27,473.00	27,473.00	23,674.00
<a href="#">16-880-9103</a>	Agency Fees	0.00	3,851.47	2,870.28	0.00	0.00	0.00
<a href="#">16-881-9100</a>	Principal Payment	173,990.75	0.00	0.00	0.00	0.00	0.00
<a href="#">16-881-9101</a>	Interest Payment	37,601.08	12,505.34	0.00	0.00	0.00	0.00
<a href="#">16-881-9103</a>	Agency Fees	2.50	0.00	0.00	0.00	0.00	0.00
<a href="#">16-999-9999</a>	Profit Handler	0.00	0.00	0.00	0.00	0.00	0.00
<b>Category 900 Total:</b>		<b>211,594.33</b>	<b>305,270.23</b>	<b>165,023.53</b>	<b>60,119.00</b>	<b>60,119.00</b>	<b>57,462.00</b>
<b>Fund 16 Total:</b>		<b>3,303,200.76</b>	<b>2,970,614.56</b>	<b>3,223,997.40</b>	<b>4,020,371.00</b>	<b>4,020,371.00</b>	<b>3,484,357.00</b>



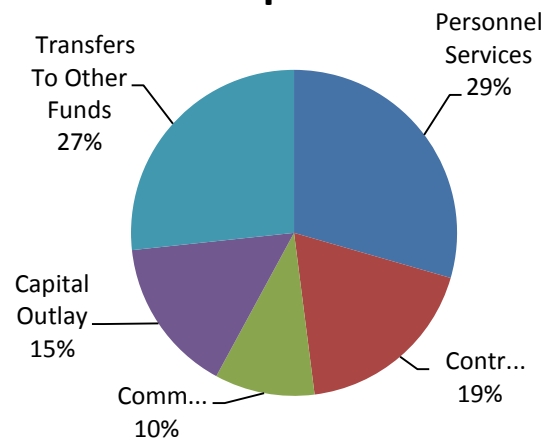
**Sewer Fund- 18 FUND**  
**Fiscal Year 2014**

	ACTUAL 2010	ACTUAL 2011	ACTUAL 2012	BUDGETED 2013	ESTIMATED 2013	BUDGETED 2014
Unencumbered Cash January 1	1,048,567	827,984	771,638	1,062,777	1,068,111	801,001
<b>Receipts:</b>						
Taxes	-	-	-	-	-	-
Licenses and Permits	-	-	-	-	-	-
Use of Money & Property	3,848	4,108	3,460	3,500	3,500	3,500
Intergovernmental	-	-	-	-	-	-
Services Revenue	240	180	51,847	2,000	2,000	2,000
Fines and Fees	1,798,868	1,798,880	1,875,196	1,865,000	1,865,000	1,865,000
Other Revenue Sources	9,938	20,515	783	-	-	-
Transfers In	-	-	-	-	-	-
<b>Total Receipts</b>	<b>1,812,894</b>	<b>1,823,684</b>	<b>1,931,285</b>	<b>1,870,500</b>	<b>1,870,500</b>	<b>1,870,500</b>
<b>Total Available</b>	<b>2,861,461</b>	<b>2,651,668</b>	<b>2,702,923</b>	<b>2,933,277</b>	<b>1,068,112</b>	<b>2,671,501</b>
<b>Expenditures:</b>						
Personnel Services	722,310	657,495	689,555	513,800	513,800	551,919
Contractual	231,869	251,683	208,984	678,430	678,430	347,000
Commodities	147,336	91,376	133,490	183,465	183,465	185,950
Capital Outlay	130,122	330,761	102,650	100,000	100,000	288,500
Transfers To Other Funds	375,000	269,501	450,000	611,314	611,314	500,000
Debt Service	426,840	279,214	50,132	50,601	50,601	-
Reserve	-	-	-	-	-	-
<b>Total Expenditures</b>	<b>2,033,476</b>	<b>1,880,030</b>	<b>1,634,811</b>	<b>2,137,610</b>	<b>2,137,610</b>	<b>1,873,369</b>
Receipts Over(Under) Expenditures	(220,583)	(56,346)	296,474	(267,110)	(267,110)	(2,869)
Unencumbered Cash December 31	827,984	771,638	1,068,112	795,667	801,001	798,132

**2014 Receipts**



**2014 Expenditures**



City of Arkansas City, Kansas

		2010 Actual	2011 Actual	2012 Actual	2013 Adopted Budget	2013 Working Budget	2014 Adopted Budget
<b>Fund: 18 - SEWER FUND</b>							
<b>Category: 500 - Personnel Services</b>							
<a href="#">18-203-5100</a>	Full Time Salary	89,621.56	116,531.67	93,477.46	0.00	0.00	0.00
<a href="#">18-203-5101</a>	Part Time Salary	0.00	0.00	0.00	0.00	0.00	0.00
<a href="#">18-203-5102</a>	Overtime Salary	3,076.15	4,826.81	595.49	0.00	0.00	0.00
<a href="#">18-203-5103</a>	SS/Medi Taxes	6,971.27	9,020.59	6,941.40	0.00	0.00	0.00
<a href="#">18-203-5105</a>	Retirement	3,622.60	3,671.11	564.90	0.00	0.00	0.00
<a href="#">18-203-5106</a>	KPERS	6,400.84	5,532.40	7,660.81	0.00	0.00	0.00
<a href="#">18-203-5111</a>	Life Insurance	28.83	48.70	58.91	0.00	0.00	0.00
<a href="#">18-203-5112</a>	Medical/Dental Insurance	10,520.55	10,104.31	11,411.22	0.00	0.00	0.00
<a href="#">18-203-5113</a>	Unemployment Insurance	296.52	826.08	520.56	0.00	0.00	0.00
<a href="#">18-203-5114</a>	Workers Comp	17,169.27	-1,038.54	228.00	0.00	0.00	0.00
<a href="#">18-205-5100</a>	Full Time Salary	14,812.04	15,195.22	15,584.78	0.00	0.00	0.00
<a href="#">18-205-5103</a>	SS/Medi Taxes	1,136.24	1,117.05	1,193.29	0.00	0.00	0.00
<a href="#">18-205-5105</a>	Retirement	25.00	0.00	0.00	0.00	0.00	0.00
<a href="#">18-205-5106</a>	KPERS	1,022.13	1,135.87	1,267.35	0.00	0.00	0.00
<a href="#">18-205-5111</a>	Life Insurance	0.00	0.00	0.00	0.00	0.00	0.00
<a href="#">18-205-5113</a>	Unemployment Insurance	47.32	104.65	83.89	0.00	0.00	0.00
<a href="#">18-205-5114</a>	Workers Comp	44.42	-137.52	50.00	0.00	0.00	0.00
<a href="#">18-209-5100</a>	Full Time Salary	154,495.76	126,658.08	113,117.41	0.00	0.00	0.00
<a href="#">18-209-5101</a>	Part Time Salary	628.86	0.00	0.00	0.00	0.00	0.00
<a href="#">18-209-5102</a>	Overtime Salary	4,617.37	3,492.66	1,507.77	0.00	0.00	0.00
<a href="#">18-209-5103</a>	SS/Medi Taxes	11,579.05	8,732.96	8,852.56	0.00	0.00	0.00
<a href="#">18-209-5105</a>	Retirement	108.00	0.00	0.00	0.00	0.00	0.00
<a href="#">18-209-5106</a>	KPERS	10,515.66	9,162.80	8,829.74	0.00	0.00	0.00
<a href="#">18-209-5111</a>	Life Insurance	63.37	98.19	80.02	0.00	0.00	0.00
<a href="#">18-209-5112</a>	Medical/Dental Insurance	18,961.83	15,429.97	14,356.52	0.00	0.00	0.00
<a href="#">18-209-5113</a>	Unemployment Insurance	509.61	893.91	626.90	0.00	0.00	0.00
<a href="#">18-209-5114</a>	Workers Comp	468.50	-1,241.90	210.00	0.00	0.00	0.00
<a href="#">18-209-5201</a>	Staffing Services	857.39	496.97	0.00	0.00	0.00	0.00
<a href="#">18-209-5204</a>	Training/Seminars/Conferences	1,506.21	463.05	552.00	0.00	0.00	0.00
<a href="#">18-209-5205</a>	Dues/Memberships	592.01	1,427.17	559.75	0.00	0.00	0.00
<a href="#">18-209-5206</a>	Employee Appreciation	1,107.88	2,205.73	1,508.57	0.00	0.00	0.00
<a href="#">18-650-5100</a>	Full Time Salary	63,407.88	63,620.14	95,157.98	103,000.00	103,000.00	149,035.00
<a href="#">18-650-5102</a>	Overtime Salary	62.68	120.34	517.01	1,000.00	1,000.00	500.00
<a href="#">18-650-5103</a>	SS/Medi Taxes	4,632.45	4,446.56	6,995.12	8,300.00	8,300.00	11,440.00
<a href="#">18-650-5105</a>	Retirement	35.00	0.00	0.00	0.00	0.00	0.00
<a href="#">18-650-5106</a>	KPERS	4,372.33	4,755.35	7,824.02	10,000.00	10,000.00	14,715.00
<a href="#">18-650-5111</a>	Life Insurance	21.03	39.39	83.99	100.00	100.00	110.00
<a href="#">18-650-5112</a>	Medical/Dental Insurance	8,969.79	9,546.51	18,735.12	22,000.00	22,000.00	38,610.00
<a href="#">18-650-5113</a>	Unemployment Insurance	202.48	439.28	433.02	600.00	600.00	820.00
<a href="#">18-650-5114</a>	Workers Comp	3,330.41	1,521.31	3,652.96	1,800.00	1,800.00	6,469.00
<a href="#">18-660-5100</a>	Full Time Salary	102,131.89	110,338.71	108,036.09	112,000.00	112,000.00	112,400.00
<a href="#">18-660-5101</a>	Part Time Salary	0.00	0.00	0.00	0.00	0.00	0.00
<a href="#">18-660-5102</a>	Overtime Salary	7,884.77	6,001.66	6,850.60	8,000.00	8,000.00	6,500.00
<a href="#">18-660-5103</a>	SS/Medi Taxes	7,676.79	7,911.61	8,131.53	8,700.00	8,700.00	9,096.00
<a href="#">18-660-5105</a>	Retirement	200.00	0.00	0.00	0.00	0.00	0.00

City of Arkansas City, Kansas

		2010 Actual	2011 Actual	2012 Actual	2013 Adopted Budget	2013 Working Budget	2014 Adopted Budget
<a href="#">18-660-5106</a>	KPERS	7,572.68	8,709.71	9,336.94	10,000.00	10,000.00	11,700.00
<a href="#">18-660-5111</a>	Life Insurance	12.74	122.85	113.40	150.00	150.00	114.00
<a href="#">18-660-5112</a>	Medical/Dental Insurance	21,286.58	24,103.32	22,744.39	29,000.00	29,000.00	25,444.00
<a href="#">18-660-5113</a>	Unemployment Insurance	351.41	794.50	631.03	600.00	600.00	620.00
<a href="#">18-660-5114</a>	Workers Comp	4,692.98	2,009.42	4,195.79	3,000.00	3,000.00	2,878.00
<a href="#">18-660-5202</a>	Employment Services	466.75	211.72	274.34	400.00	400.00	400.00
<a href="#">18-660-5203</a>	Travel/ Meals/ Lodging	356.74	1,682.27	1,293.02	2,000.00	2,000.00	2,000.00
<a href="#">18-660-5204</a>	Training/Seminars/Conferences	1,359.07	1,651.10	1,344.30	3,000.00	3,000.00	3,000.00
<a href="#">18-660-5205</a>	Dues/Memberships	253.33	221.00	57.00	750.00	750.00	750.00
<a href="#">18-660-5206</a>	Employee Appreciation	0.00	10.00	0.00	0.00	0.00	0.00
<a href="#">18-661-5100</a>	Full Time Salary	76,306.96	55,409.17	65,429.88	118,000.00	118,000.00	98,942.00
<a href="#">18-661-5101</a>	Part Time Salary	0.00	0.00	0.00	0.00	0.00	0.00
<a href="#">18-661-5102</a>	Overtime Salary	3,849.49	3,607.59	3,211.27	6,000.00	6,000.00	3,000.00
<a href="#">18-661-5103</a>	SS/Medi Taxes	5,701.57	4,037.47	5,071.43	9,200.00	9,200.00	7,800.00
<a href="#">18-661-5105</a>	Retirement	100.00	0.00	0.00	0.00	0.00	0.00
<a href="#">18-661-5106</a>	KPERS	5,487.40	4,406.77	5,571.17	11,000.00	11,000.00	10,032.00
<a href="#">18-661-5111</a>	Life Insurance	98.32	69.30	78.75	150.00	150.00	114.00
<a href="#">18-661-5112</a>	Medical/Dental Insurance	18,027.83	12,726.07	11,985.01	36,500.00	36,500.00	27,540.00
<a href="#">18-661-5113</a>	Unemployment Insurance	254.66	325.81	3,983.63	650.00	650.00	550.00
<a href="#">18-661-5114</a>	Workers Comp	3,454.98	1,766.33	3,225.80	3,500.00	3,500.00	2,540.00
<a href="#">18-661-5201</a>	Staffing Services	7,558.70	9,010.37	6.60	2,000.00	2,000.00	2,000.00
<a href="#">18-661-5202</a>	Employment Services	168.89	444.72	564.10	500.00	500.00	500.00
<a href="#">18-661-5204</a>	Training/Seminars/Conferences	1,215.00	830.10	4,141.11	1,800.00	1,800.00	2,000.00
<a href="#">18-661-5205</a>	Dues/Memberships	0.00	50.00	39.00	100.00	100.00	300.00
	<b>Category 500 Total:</b>	<b>722,309.82</b>	<b>675,698.44</b>	<b>689,554.70</b>	<b>513,800.00</b>	<b>513,800.00</b>	<b>551,919.00</b>
<b>Category: 600 - Contractual</b>							
<a href="#">18-100-6210</a>	Legal Services	0.00	0.00	0.00	0.00	0.00	0.00
<a href="#">18-205-6210</a>	Legal Services	0.00	7,273.54	553.75	0.00	0.00	0.00
<a href="#">18-209-6104</a>	Telephone	1,265.69	1,334.47	1,374.34	0.00	0.00	0.00
<a href="#">18-209-6105</a>	Other Utility Services	3,253.50	2,610.56	976.67	0.00	0.00	0.00
<a href="#">18-209-6211</a>	Auditing	8,556.56	4,437.50	11,000.00	0.00	0.00	0.00
<a href="#">18-209-6214</a>	Other Professional Services	21,479.66	15,867.66	5,534.67	0.00	0.00	0.00
<a href="#">18-209-6215</a>	Other Insurances	37,578.53	42,797.04	40,024.44	0.00	0.00	0.00
<a href="#">18-209-6301</a>	Advertising	0.00	0.00	593.45	0.00	0.00	0.00
<a href="#">18-209-6302</a>	Equip Rental/Maintenance Contract	0.00	0.00	0.00	0.00	0.00	0.00
<a href="#">18-209-6305</a>	Service Charges	1,675.45	4,115.11	7,365.50	0.00	0.00	7,000.00
<a href="#">18-650-6212</a>	Payments to Contractors	0.00	0.00	0.00	0.00	0.00	0.00
<a href="#">18-650-6215</a>	Other Insurances	0.00	0.00	0.00	0.00	0.00	0.00
<a href="#">18-650-6218</a>	Claims/Losses	0.00	500.00	0.00	0.00	0.00	0.00
<a href="#">18-650-6220</a>	Engineering Services	0.00	0.00	0.00	0.00	0.00	0.00
<a href="#">18-660-6102</a>	Electricity	88,280.27	88,960.45	89,264.78	90,000.00	90,000.00	92,000.00
<a href="#">18-660-6103</a>	Natural Gas	29,023.03	23,297.63	18,165.41	30,000.00	30,000.00	30,000.00
<a href="#">18-660-6104</a>	Telephone	1,210.97	1,179.57	1,212.30	1,300.00	1,300.00	1,300.00
<a href="#">18-660-6105</a>	Other Utility Services	0.00	0.00	0.00	0.00	0.00	0.00
<a href="#">18-660-6212</a>	Payments to Contractors	3,790.34	11,695.37	4,365.67	15,000.00	15,000.00	15,000.00
<a href="#">18-660-6214</a>	Other Professional Services	6,255.76	10,903.41	7,059.13	20,000.00	20,000.00	20,000.00
<a href="#">18-660-6215</a>	Other Insurances	0.00	0.00	0.00	0.00	0.00	2,800.00

City of Arkansas City, Kansas

		2010 Actual	2011 Actual	2012 Actual	2013 Adopted Budget	2013 Working Budget	2014 Adopted Budget
<a href="#">18-660-6218</a>	Claims/Losses	0.00	0.00	0.00	0.00	0.00	0.00
<a href="#">18-660-6220</a>	Engineering Services	0.00	0.00	0.00	50,000.00	50,000.00	50,000.00
<a href="#">18-660-6302</a>	Equip Rental/Maintenance Contract	1,232.95	998.80	387.02	1,300.00	1,300.00	1,300.00
<a href="#">18-660-6303</a>	License Fees	852.00	1,383.00	1,395.50	1,400.00	1,400.00	1,500.00
<a href="#">18-661-6102</a>	Electricity	648.10	814.65	870.88	850.00	850.00	900.00
<a href="#">18-661-6103</a>	Natural Gas	867.34	945.27	489.39	1,000.00	1,000.00	1,000.00
<a href="#">18-661-6104</a>	Telephone	358.56	474.86	390.62	1,000.00	1,000.00	500.00
<a href="#">18-661-6105</a>	Other Utility Services	0.00	0.00	0.00	0.00	0.00	0.00
<a href="#">18-661-6210</a>	Legal Services	0.00	0.00	0.00	0.00	0.00	0.00
<a href="#">18-661-6212</a>	Payments to Contractors	16,206.50	255.00	1,284.00	453,580.00	453,580.00	100,000.00
<a href="#">18-661-6214</a>	Other Professional Services	9,149.10	5,464.58	15,337.38	10,000.00	10,000.00	20,000.00
<a href="#">18-661-6215</a>	Other Insurances	0.00	0.00	0.00	0.00	0.00	500.00
<a href="#">18-661-6218</a>	Claims/Losses	0.00	0.00	100.00	0.00	0.00	200.00
<a href="#">18-661-6301</a>	Advertising	0.00	809.32	712.88	500.00	500.00	500.00
<a href="#">18-661-6302</a>	Equip Rental/Maintenance Contract	184.68	88.10	526.68	2,500.00	2,500.00	2,500.00
<b>Category 600 Total:</b>		<b>231,868.99</b>	<b>226,205.89</b>	<b>208,984.46</b>	<b>678,430.00</b>	<b>678,430.00</b>	<b>347,000.00</b>
<b>Category: 710 - Commodities</b>							
<a href="#">18-209-7100</a>	Office Supplies/Publications	6,627.89	2,536.53	2,719.69	0.00	0.00	0.00
<a href="#">18-209-7101</a>	Other Supplies/Tools	0.00	15.91	91.62	0.00	0.00	0.00
<a href="#">18-209-7102</a>	Clothing/Uniforms	0.00	0.00	0.00	0.00	0.00	0.00
<a href="#">18-209-7110</a>	Postage/Shipping	6,628.13	6,627.14	5,914.46	0.00	0.00	3,000.00
<a href="#">18-209-7204</a>	Building Materials/Repairs	0.00	0.00	0.00	0.00	0.00	0.00
<a href="#">18-209-7301</a>	Refunds	0.00	0.00	0.00	0.00	0.00	0.00
<a href="#">18-650-7102</a>	Clothing/Uniforms	0.00	0.00	0.00	0.00	0.00	0.00
<a href="#">18-650-7201</a>	Equipment Repair/Parts/Maintena...	0.00	0.00	0.00	0.00	0.00	0.00
<a href="#">18-660-7100</a>	Office Supplies/Publications	939.77	523.88	555.08	1,200.00	1,200.00	1,200.00
<a href="#">18-660-7101</a>	Other Supplies/Tools	6,800.47	5,285.99	4,396.53	7,000.00	7,000.00	7,000.00
<a href="#">18-660-7102</a>	Clothing/Uniforms	1,973.42	2,125.79	3,570.39	2,500.00	2,500.00	2,500.00
<a href="#">18-660-7103</a>	Food Supply	298.19	262.02	236.68	500.00	500.00	0.00
<a href="#">18-660-7108</a>	Laboratory Tests/Evaluations	13,113.10	10,937.56	10,668.95	25,000.00	25,000.00	25,000.00
<a href="#">18-660-7109</a>	Medical Supplies	0.00	0.00	0.00	0.00	0.00	0.00
<a href="#">18-660-7110</a>	Postage/Shipping	672.08	400.42	490.59	615.00	615.00	600.00
<a href="#">18-660-7112</a>	Laboratory Supplies	7,760.70	9,493.28	11,219.87	10,000.00	10,000.00	10,000.00
<a href="#">18-660-7200</a>	Fuel/Oil	1,680.93	3,070.29	2,247.61	2,500.00	2,500.00	2,500.00
<a href="#">18-660-7201</a>	Equipment Repair/Parts/Maintena...	46,091.17	20,558.65	33,654.44	50,000.00	50,000.00	50,000.00
<a href="#">18-660-7202</a>	Motor Vehicle Repair/Parts	843.79	264.83	1,846.85	4,000.00	4,000.00	4,000.00
<a href="#">18-660-7204</a>	Building Materials/Repairs	2,000.31	2,792.16	2,320.44	5,000.00	5,000.00	5,000.00
<a href="#">18-660-7205</a>	Street/Sidewalk Materials	0.00	39.90	0.00	700.00	700.00	700.00
<a href="#">18-661-7100</a>	Office Supplies/Publications	332.23	126.26	410.12	250.00	250.00	250.00
<a href="#">18-661-7101</a>	Other Supplies/Tools	9,943.38	8,027.09	9,689.10	12,000.00	12,000.00	12,000.00
<a href="#">18-661-7102</a>	Clothing/Uniforms	1,846.99	2,010.85	2,400.26	2,500.00	2,500.00	2,500.00
<a href="#">18-661-7103</a>	Food Supply	306.90	286.71	348.54	0.00	0.00	0.00
<a href="#">18-661-7110</a>	Postage/Shipping	170.75	200.60	0.00	200.00	200.00	200.00
<a href="#">18-661-7200</a>	Fuel/Oil	7,063.78	7,920.30	6,681.69	20,000.00	20,000.00	20,000.00
<a href="#">18-661-7201</a>	Equipment Repair/Parts/Maintena...	19,124.93	9,265.71	30,057.59	25,000.00	25,000.00	25,000.00
<a href="#">18-661-7202</a>	Motor Vehicle Repair/Parts	10,994.13	4,951.29	3,453.40	10,000.00	10,000.00	10,000.00
<a href="#">18-661-7204</a>	Building Materials/Repairs	356.85	466.56	168.48	500.00	500.00	500.00

City of Arkansas City, Kansas

		2010 Actual	2011 Actual	2012 Actual	2013 Adopted Budget	2013 Working Budget	2014 Adopted Budget
<a href="#">18-661-7205</a>	Street/Sidewalk Materials	1,765.72	414.70	347.49	4,000.00	4,000.00	4,000.00
<b>Category 710 Total:</b>		<b>147,335.61</b>	<b>98,604.42</b>	<b>133,489.87</b>	<b>183,465.00</b>	<b>183,465.00</b>	<b>185,950.00</b>
<b>Category: 740 - Capital Outlay</b>							
<a href="#">18-209-7405</a>	Machinery/Equipment	88.00	0.00	0.00	0.00	0.00	0.00
<a href="#">18-209-7406</a>	Office Equipment/Furniture	1,501.00	0.00	0.00	0.00	0.00	0.00
<a href="#">18-209-7504</a>	Computer Equipment	1,113.92	1,664.23	5,670.66	0.00	0.00	1,000.00
<a href="#">18-209-7505</a>	Computer Software	7,311.25	3,153.00	6,097.31	0.00	0.00	12,000.00
<a href="#">18-650-7505</a>	Computer Software	0.00	0.00	225.00	0.00	0.00	500.00
<a href="#">18-660-7405</a>	Machinery/Equipment	81,783.96	305,537.07	39,428.11	100,000.00	100,000.00	215,000.00
<a href="#">18-660-7504</a>	Computer Equipment	0.00	0.00	1,065.00	0.00	0.00	0.00
<a href="#">18-660-7505</a>	Computer Software	0.00	0.00	732.85	0.00	0.00	0.00
<a href="#">18-660-7600</a>	Depreciation	0.00	0.00	0.00	0.00	0.00	0.00
<a href="#">18-661-7403</a>	Motor Vehicles	0.00	0.00	16,925.99	0.00	0.00	0.00
<a href="#">18-661-7405</a>	Machinery/Equipment	38,323.75	20,406.99	32,505.03	0.00	0.00	60,000.00
<a href="#">18-661-7600</a>	Depreciation	0.00	0.00	0.00	0.00	0.00	0.00
<b>Category 740 Total:</b>		<b>130,121.88</b>	<b>330,761.29</b>	<b>102,649.95</b>	<b>100,000.00</b>	<b>100,000.00</b>	<b>288,500.00</b>
<b>Category: 800 - Transfers</b>							
<a href="#">18-660-8001</a>	Transfer to ERF	0.00	0.00	0.00	75,000.00	75,000.00	0.00
<a href="#">18-660-8002</a>	Transfer to CIP	0.00	0.00	0.00	20,600.00	20,600.00	0.00
<a href="#">18-661-8001</a>	Transfer to ERF	0.00	0.00	0.00	75,000.00	75,000.00	0.00
<a href="#">18-661-8002</a>	Transfer to CIP	0.00	0.00	0.00	20,714.00	20,714.00	0.00
<a href="#">18-880-8000</a>	Transfer to Other Fund	375,000.00	269,501.00	450,000.00	420,000.00	420,000.00	500,000.00
<b>Category 800 Total:</b>		<b>375,000.00</b>	<b>269,501.00</b>	<b>450,000.00</b>	<b>611,314.00</b>	<b>611,314.00</b>	<b>500,000.00</b>
<b>Category: 900 - Debt Service</b>							
<a href="#">18-100-9103</a>	Agency Fees	335.44	169.17	0.00	0.00	0.00	0.00
<a href="#">18-100-9105</a>	Loan Principal	133,014.47	135,335.57	0.00	0.00	0.00	0.00
<a href="#">18-100-9106</a>	Loan Interest	4,347.27	2,192.44	0.00	0.00	0.00	0.00
<a href="#">18-880-9100</a>	Principal Payment	0.00	41,153.43	0.00	0.00	0.00	0.00
<a href="#">18-880-9101</a>	Interest Payment	0.00	4,446.49	3,787.85	0.00	0.00	0.00
<a href="#">18-880-9103</a>	Agency Fees	0.00	0.00	0.00	0.00	0.00	0.00
<a href="#">18-882-9100</a>	Principal Payment	170,128.00	85,812.60	42,556.31	44,463.00	44,463.00	0.00
<a href="#">18-882-9101</a>	Interest Payment	29,601.18	10,104.65	3,787.85	6,138.00	6,138.00	0.00
<a href="#">18-882-9103</a>	Agency Fees	500.95	0.00	0.00	0.00	0.00	0.00
<a href="#">18-882-9105</a>	Loan Principal	82,447.40	0.00	0.00	0.00	0.00	0.00
<a href="#">18-882-9106</a>	Loan Interest	6,465.15	0.00	0.00	0.00	0.00	0.00
<a href="#">18-999-9999</a>	Profit Handler	0.00	0.00	0.00	0.00	0.00	0.00
<b>Category 900 Total:</b>		<b>426,839.86</b>	<b>279,214.35</b>	<b>50,132.01</b>	<b>50,601.00</b>	<b>50,601.00</b>	<b>0.00</b>
<b>Fund 18 Total:</b>		<b>2,033,476.16</b>	<b>1,879,985.39</b>	<b>1,634,810.99</b>	<b>2,137,610.00</b>	<b>2,137,610.00</b>	<b>1,873,369.00</b>

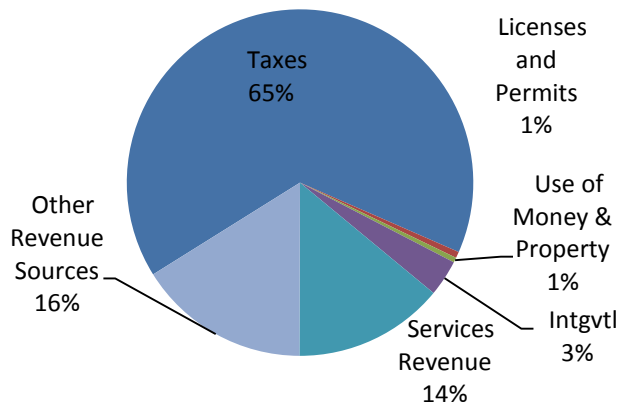
City of Arkansas City, Kansas

		2010 Actual	2011 Actual	2012 Actual	2013 Adopted Budget	2013 Working Budget	2014 Adopted Budget
<b>Fund: 19 - SANITATION FUND</b>							
<b>Category: 500 - Personnel Services</b>							
<a href="#">19-203-5100</a>	Full Time Salary	24,894.84	32,369.94	25,966.16	0.00	0.00	0.00
<a href="#">19-203-5101</a>	Part Time Salary	0.00	0.00	0.00	0.00	0.00	0.00
<a href="#">19-203-5102</a>	Overtime Salary	854.52	1,340.85	165.43	0.00	0.00	0.00
<a href="#">19-203-5103</a>	SS/Medi Taxes	1,936.12	2,505.48	1,927.97	0.00	0.00	0.00
<a href="#">19-203-5105</a>	Retirement	1,006.13	1,019.77	156.96	0.00	0.00	0.00
<a href="#">19-203-5106</a>	KPERS	1,777.87	1,536.69	2,127.70	0.00	0.00	0.00
<a href="#">19-203-5111</a>	Life Insurance	8.03	13.58	16.48	0.00	0.00	0.00
<a href="#">19-203-5112</a>	Medical/Dental Insurance	3,606.29	3,269.95	3,167.45	0.00	0.00	0.00
<a href="#">19-203-5113</a>	Unemployment Insurance	93.33	246.87	144.30	0.00	0.00	0.00
<a href="#">19-203-5114</a>	Workers Comp	14,205.74	-2,362.93	66.00	0.00	0.00	0.00
<a href="#">19-205-5100</a>	Full Time Salary	14,811.89	15,195.34	15,584.57	0.00	0.00	0.00
<a href="#">19-205-5103</a>	SS/Medi Taxes	1,136.24	1,116.98	1,193.59	0.00	0.00	0.00
<a href="#">19-205-5105</a>	Retirement	25.00	0.00	0.00	0.00	0.00	0.00
<a href="#">19-205-5106</a>	KPERS	1,022.13	1,135.83	1,267.11	0.00	0.00	0.00
<a href="#">19-205-5111</a>	Life Insurance	0.00	0.00	0.00	0.00	0.00	0.00
<a href="#">19-205-5113</a>	Unemployment Insurance	53.58	112.62	83.46	0.00	0.00	0.00
<a href="#">19-205-5114</a>	Workers Comp	44.42	-1,112.60	48.00	0.00	0.00	0.00
<a href="#">19-209-5100</a>	Full Time Salary	42,915.08	35,187.67	31,421.41	0.00	0.00	0.00
<a href="#">19-209-5101</a>	Part Time Salary	174.67	0.00	0.00	0.00	0.00	0.00
<a href="#">19-209-5102</a>	Overtime Salary	1,282.61	970.15	418.82	0.00	0.00	0.00
<a href="#">19-209-5103</a>	SS/Medi Taxes	3,217.38	2,523.79	2,360.29	0.00	0.00	0.00
<a href="#">19-209-5105</a>	Retirement	30.00	0.00	0.00	0.00	0.00	0.00
<a href="#">19-209-5106</a>	KPERS	2,921.12	2,545.40	2,452.33	0.00	0.00	0.00
<a href="#">19-209-5111</a>	Life Insurance	17.55	27.45	22.27	0.00	0.00	0.00
<a href="#">19-209-5112</a>	Medical/Dental Insurance	6,498.16	4,924.54	3,983.21	0.00	0.00	0.00
<a href="#">19-209-5113</a>	Unemployment Insurance	160.17	267.02	174.35	0.00	0.00	0.00
<a href="#">19-209-5114</a>	Workers Comp	129.60	-2,602.15	58.00	0.00	0.00	0.00
<a href="#">19-209-5201</a>	Staffing Services	729.91	509.92	0.00	0.00	0.00	0.00
<a href="#">19-209-5202</a>	Employment Services	30.97	0.00	0.00	0.00	0.00	0.00
<a href="#">19-209-5204</a>	Training/Seminars/Conferences	998.15	308.70	340.50	0.00	0.00	0.00
<a href="#">19-209-5205</a>	Dues/Memberships	605.99	1,427.20	559.79	0.00	0.00	0.00
<a href="#">19-209-5206</a>	Employee Appreciation	899.46	1,592.52	1,675.83	0.00	0.00	0.00
<a href="#">19-540-5100</a>	Full Time Salary	18,023.36	8,718.89	9,052.30	105,500.00	105,500.00	166,110.00
<a href="#">19-540-5101</a>	Part Time Salary	0.00	0.00	0.00	4,100.00	4,100.00	0.00
<a href="#">19-540-5102</a>	Overtime Salary	318.58	314.96	327.45	1,000.00	1,000.00	0.00
<a href="#">19-540-5103</a>	SS/Medi Taxes	1,333.27	609.22	667.43	8,500.00	8,500.00	12,708.00
<a href="#">19-540-5105</a>	Retirement	0.00	0.00	0.00	0.00	0.00	0.00
<a href="#">19-540-5106</a>	KPERS	1,340.01	721.25	762.91	10,000.00	10,000.00	16,346.00
<a href="#">19-540-5111</a>	Life Insurance	6.42	10.39	10.39	85.00	85.00	138.00
<a href="#">19-540-5112</a>	Medical/Dental Insurance	4,589.58	2,832.81	2,577.72	25,000.00	25,000.00	35,713.00
<a href="#">19-540-5113</a>	Unemployment Insurance	65.56	66.71	51.60	600.00	600.00	914.00
<a href="#">19-540-5114</a>	Workers Comp	482.70	-645.23	18.00	2,500.00	2,500.00	1,335.00
<a href="#">19-541-5100</a>	Full Time Salary	256,332.34	277,082.29	390,177.12	292,000.00	292,000.00	240,748.00
<a href="#">19-541-5101</a>	Part Time Salary	0.00	0.00	0.00	8,200.00	8,200.00	0.00
<a href="#">19-541-5102</a>	Overtime Salary	22,975.88	16,598.81	14,731.70	20,000.00	20,000.00	15,000.00

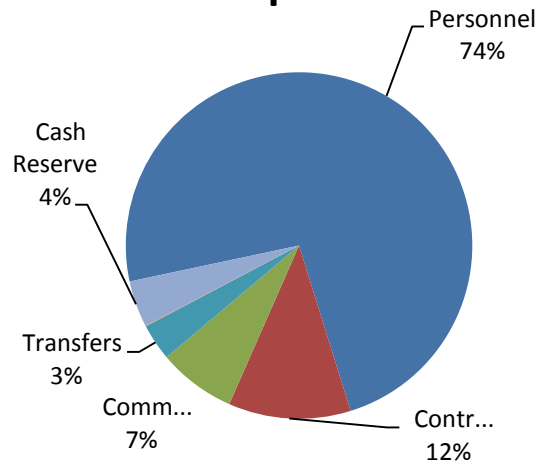
**Sanitation Fund-19 FUND  
Fiscal Year 2014**

	ACTUAL 2010	ACTUAL 2011	ACTUAL 2012	BUDGETED 2013	ESTIMATED 2013	BUDGETED 2014
Unencumbered Cash January 1	200,505	288,508	525,803	469,453	623,110	522,210
<b>Receipts:</b>						
Taxes	-	-	-	-	-	-
Licenses and Permits	-	-	-	-	-	-
Use of Money & Property	1,004	1,305	787	1,000	1,000	1,000
Intergovernmental	-	-	-	-	-	-
Services Revenue	150	-	395	300	300	300
Fines and Fees	1,381,021	1,432,085	1,467,316	1,467,000	1,467,000	1,438,500
Other Revenue Sources	835	4,708	1,231	800	800	-
Transfers In	-	-	-	-	-	-
<b>Total Receipts</b>	<b>1,383,010</b>	<b>1,438,098</b>	<b>1,469,729</b>	<b>1,469,100</b>	<b>1,469,100</b>	<b>1,439,800</b>
<b>Total Available</b>	<b>1,583,515</b>	<b>1,726,606</b>	<b>1,995,532</b>	<b>1,938,553</b>	<b>623,111</b>	<b>1,962,010</b>
<b>Expenditures:</b>						
Personnel Services	584,881	540,506	699,642	637,335	637,335	647,030
Contractual	403,924	378,612	354,102	356,350	356,350	364,680
Commodities	100,856	100,782	130,213	123,200	123,200	130,000
Capital Outlay	45,346	39,275	23,465	283,115	273,115	661,400
Transfers	160,000	141,628	165,000	180,000	180,000	150,000
Debt Service	-	-	-	-	-	-
Reserve	-	-	-	-	-	-
<b>Total Expenditures</b>	<b>1,295,007</b>	<b>1,200,803</b>	<b>1,372,421</b>	<b>1,580,000</b>	<b>1,570,000</b>	<b>1,953,110</b>
Receipts Over(Under) Expenditures	88,003	237,295	97,308	(110,900)	(100,900)	(513,310)
Unencumbered Cash December 31	288,508	525,803	623,111	358,553	522,210	8,900

**2014 Receipts**



**2014 Expenditures**



City of Arkansas City, Kansas

		2010 Actual	2011 Actual	2012 Actual	2013 Adopted Budget	2013 Working Budget	2014 Adopted Budget
<a href="#">19-541-5103</a>	SS/Medi Taxes	20,179.11	20,364.51	28,075.22	23,000.00	23,000.00	20,485.00
<a href="#">19-541-5105</a>	Retirement	600.00	0.00	0.00	0.00	0.00	12,020.00
<a href="#">19-541-5106</a>	KPERS	19,315.20	21,964.55	33,228.93	26,500.00	26,500.00	26,350.00
<a href="#">19-541-5111</a>	Life Insurance	190.41	378.00	371.70	400.00	400.00	318.00
<a href="#">19-541-5112</a>	Medical/Dental Insurance	81,759.98	83,409.56	93,394.64	82,500.00	82,500.00	85,930.00
<a href="#">19-541-5113</a>	Unemployment Insurance	1,010.38	2,150.99	2,227.03	1,600.00	1,600.00	1,325.00
<a href="#">19-541-5114</a>	Workers Comp	28,863.43	5,695.32	27,451.32	24,500.00	24,500.00	9,990.00
<a href="#">19-541-5201</a>	Staffing Services	0.00	0.00	0.00	0.00	0.00	0.00
<a href="#">19-541-5202</a>	Employment Services	555.25	796.23	416.26	600.00	600.00	600.00
<a href="#">19-541-5203</a>	Travel/ Meals/ Lodging	0.00	0.00	0.00	250.00	250.00	200.00
<a href="#">19-541-5204</a>	Training/Seminars/Conferences	700.00	393.12	218.53	500.00	500.00	800.00
<a href="#">19-541-5205</a>	Dues/Memberships	35.00	0.00	0.00	0.00	0.00	0.00
<a href="#">19-541-5206</a>	Employee Appreciation	117.64	185.90	500.00	0.00	0.00	0.00
	<b>Category 500 Total:</b>	<b>584,881.05</b>	<b>545,718.86</b>	<b>699,642.23</b>	<b>637,335.00</b>	<b>637,335.00</b>	<b>647,030.00</b>
<b>Category: 600 - Contractual</b>							
<a href="#">19-205-6210</a>	Legal Services	0.00	7,229.99	774.95	0.00	0.00	5,000.00
<a href="#">19-209-6104</a>	Telephone	757.46	766.58	1,374.34	0.00	0.00	0.00
<a href="#">19-209-6105</a>	Other Utility Services	2,289.50	2,224.97	976.67	0.00	0.00	0.00
<a href="#">19-209-6211</a>	Auditing	8,556.57	4,437.50	11,000.00	0.00	0.00	0.00
<a href="#">19-209-6214</a>	Other Professional Services	15,168.61	11,193.03	5,083.74	0.00	0.00	0.00
<a href="#">19-209-6215</a>	Other Insurances	22,282.92	28,039.44	38,828.34	0.00	0.00	0.00
<a href="#">19-209-6301</a>	Advertising	0.00	0.00	593.45	0.00	0.00	0.00
<a href="#">19-209-6302</a>	Equip Rental/Maintenance Contract	0.00	0.00	0.00	0.00	0.00	0.00
<a href="#">19-209-6305</a>	Service Charges	1,675.08	4,103.29	7,365.50	0.00	0.00	5,500.00
<a href="#">19-541-6102</a>	Electricity	5,585.85	5,595.63	5,488.67	6,000.00	6,000.00	6,180.00
<a href="#">19-541-6103</a>	Natural Gas	5,213.59	4,502.72	3,103.94	5,000.00	5,000.00	5,200.00
<a href="#">19-541-6104</a>	Telephone	414.77	217.59	207.14	300.00	300.00	300.00
<a href="#">19-541-6105</a>	Other Utility Services	687.28	749.72	874.63	800.00	800.00	800.00
<a href="#">19-541-6212</a>	Payments to Contractors	297,929.19	257,794.89	237,450.39	300,000.00	300,000.00	300,000.00
<a href="#">19-541-6214</a>	Other Professional Services	38,949.50	36,543.34	33,954.74	40,000.00	40,000.00	35,000.00
<a href="#">19-541-6215</a>	Other Insurances	0.00	0.00	0.00	0.00	0.00	1,350.00
<a href="#">19-541-6218</a>	Claims/Losses	0.00	0.00	0.00	0.00	0.00	0.00
<a href="#">19-541-6301</a>	Advertising	4,132.60	5,493.95	6,968.35	4,000.00	4,000.00	5,000.00
<a href="#">19-541-6302</a>	Equip Rental/Maintenance Contract	84.00	84.00	57.00	250.00	250.00	250.00
<a href="#">19-541-6303</a>	License Fees	32.00	0.00	0.00	0.00	0.00	100.00
<a href="#">19-650-6214</a>	Other Professional Services	165.00	0.00	0.00	0.00	0.00	0.00
	<b>Category 600 Total:</b>	<b>403,923.92</b>	<b>368,976.64</b>	<b>354,101.85</b>	<b>356,350.00</b>	<b>356,350.00</b>	<b>364,680.00</b>
<b>Category: 710 - Commodities</b>							
<a href="#">19-209-7100</a>	Office Supplies/Publications	3,685.38	1,568.61	1,985.51	0.00	0.00	0.00
<a href="#">19-209-7101</a>	Other Supplies/Tools	202.15	28.51	106.60	0.00	0.00	0.00
<a href="#">19-209-7102</a>	Clothing/Uniforms	0.00	0.00	0.00	0.00	0.00	0.00
<a href="#">19-209-7110</a>	Postage/Shipping	4,260.94	4,417.25	5,816.12	0.00	0.00	4,400.00
<a href="#">19-209-7301</a>	Refunds	0.00	0.00	0.00	0.00	0.00	0.00
<a href="#">19-540-7102</a>	Clothing/Uniforms	0.00	0.00	0.00	0.00	0.00	0.00
<a href="#">19-541-7100</a>	Office Supplies/Publications	1,167.29	402.49	445.88	1,500.00	1,500.00	1,000.00
<a href="#">19-541-7101</a>	Other Supplies/Tools	6,942.84	5,338.75	6,100.67	7,500.00	7,500.00	7,000.00
<a href="#">19-541-7102</a>	Clothing/Uniforms	5,888.51	6,302.97	8,810.95	6,200.00	6,200.00	7,000.00



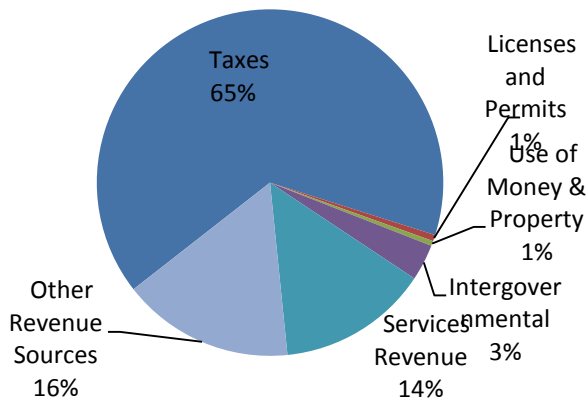
City of Arkansas City, Kansas

		2010 Actual	2011 Actual	2012 Actual	2013 Adopted Budget	2013 Working Budget	2014 Adopted Budget
<a href="#">19-541-7103</a>	Food Supply	1,161.84	1,147.35	1,088.29	0.00	0.00	0.00
<a href="#">19-541-7107</a>	Materials for Resale	0.00	0.00	0.00	0.00	0.00	0.00
<a href="#">19-541-7110</a>	Postage/Shipping	54.99	4.65	0.00	100.00	100.00	100.00
<a href="#">19-541-7200</a>	Fuel/Oil	45,112.82	57,305.51	62,792.51	60,000.00	60,000.00	63,000.00
<a href="#">19-541-7201</a>	Equipment Repair/Parts/Maintena...	6,682.19	2,351.63	10,124.42	7,900.00	7,900.00	8,000.00
<a href="#">19-541-7202</a>	Motor Vehicle Repair/Parts	20,045.69	23,272.60	30,328.53	32,500.00	32,500.00	32,000.00
<a href="#">19-541-7204</a>	Building Materials/Repairs	5,651.51	3,063.95	2,613.09	7,500.00	7,500.00	7,500.00
<a href="#">19-541-7301</a>	Refunds	0.00	0.00	0.00	0.00	0.00	0.00
	<b>Category 710 Total:</b>	<b>100,856.15</b>	<b>105,204.27</b>	<b>130,212.57</b>	<b>123,200.00</b>	<b>123,200.00</b>	<b>130,000.00</b>
<b>Category: 740 - Capital Outlay</b>							
<a href="#">19-209-7400</a>	Buildings	0.00	0.00	0.00	0.00	0.00	0.00
<a href="#">19-209-7405</a>	Machinery/Equipment	320.00	0.00	0.00	0.00	0.00	0.00
<a href="#">19-209-7406</a>	Office Equipment/Furniture	1,501.00	0.00	0.00	0.00	0.00	0.00
<a href="#">19-209-7504</a>	Computer Equipment	2,885.33	1,664.23	5,686.09	0.00	0.00	500.00
<a href="#">19-209-7505</a>	Computer Software	4,774.68	3,153.00	6,099.58	0.00	0.00	7,000.00
<a href="#">19-541-7403</a>	Motor Vehicles	0.00	0.00	10,000.00	212,115.00	212,115.00	150,000.00
<a href="#">19-541-7405</a>	Machinery/Equipment	35,667.00	34,458.00	307.79	60,000.00	60,000.00	503,000.00
<a href="#">19-541-7505</a>	Computer Software	199.58	0.00	1,371.10	1,000.00	1,000.00	900.00
<a href="#">19-541-7600</a>	Depreciation	0.00	0.00	0.00	0.00	0.00	0.00
	<b>Category 740 Total:</b>	<b>45,347.59</b>	<b>39,275.23</b>	<b>23,464.56</b>	<b>273,115.00</b>	<b>273,115.00</b>	<b>661,400.00</b>
<b>Category: 800 - Transfers</b>							
<a href="#">19-880-8000</a>	Transfer to Other Fund	160,000.00	141,628.00	165,000.00	180,000.00	180,000.00	150,000.00
	<b>Category 800 Total:</b>	<b>160,000.00</b>	<b>141,628.00</b>	<b>165,000.00</b>	<b>180,000.00</b>	<b>180,000.00</b>	<b>150,000.00</b>
<b>Category: 900 - Debt Service</b>							
<a href="#">19-999-9999</a>	Profit Handler	0.00	0.00	0.00	0.00	0.00	0.00
	<b>Category 900 Total:</b>	<b>0.00</b>	<b>0.00</b>	<b>0.00</b>	<b>0.00</b>	<b>0.00</b>	<b>0.00</b>
	<b>Fund 19 Total:</b>	<b>1,295,008.71</b>	<b>1,200,803.00</b>	<b>1,372,421.21</b>	<b>1,570,000.00</b>	<b>1,570,000.00</b>	<b>1,953,110.00</b>

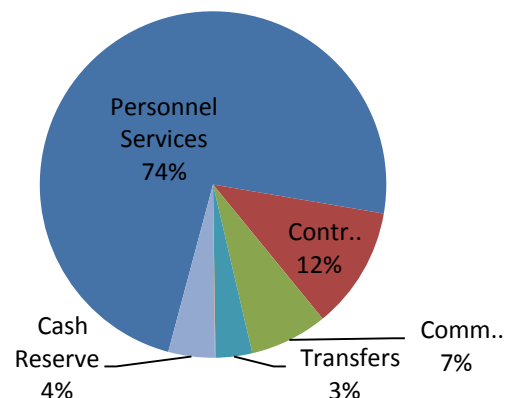
**Special Rec Fund-21 FUND  
Fiscal Year 2014**

	ACTUAL 2010	ACTUAL 2011	ACTUAL 2012	BUDGETED 2013	ESTIMATED 2013	BUDGETED 2014
Unencumbered Cash January 1	18,635	16,368	13,577	12,692	12,395	7,395
<b>Receipts:</b>						
Taxes	11,133	10,108	11,718	15,000	15,000	12,000
Licenses and Permits	-	-	-	-	-	-
Use of Money & Property	-	-	-	-	-	-
Intergovernmental	-	-	-	-	-	-
Services Revenue	-	-	-	-	-	-
Fines and Fees	-	-	-	-	-	-
Other Revenue Sources	9,900	7,900	5,000	-	-	-
Transfers In	-	-	-	-	-	-
<b>Total Receipts</b>	<b>21,033</b>	<b>18,008</b>	<b>16,718</b>	<b>15,000</b>	<b>15,000</b>	<b>12,000</b>
<b>Total Available</b>	<b>39,668</b>	<b>34,377</b>	<b>30,294</b>	<b>27,692</b>	<b>12,394</b>	<b>19,395</b>
<b>Expenditures:</b>						
Personnel Services	-	-	-	-	-	-
Contractual	10,000	10,000	10,000	10,000	10,000	-
Commodities	13,300	10,800	7,900	17,692	10,000	19,395
Capital Outlay	-	-	-	-	-	-
Transfers	-	-	-	-	-	-
Debt Service	-	-	-	-	-	-
Reserve	-	-	-	-	-	-
<b>Total Expenditures</b>	<b>23,300</b>	<b>20,800</b>	<b>17,900</b>	<b>27,692</b>	<b>20,000</b>	<b>19,395</b>
Receipts Over(Under) Expenditures	(2,267)	(2,792)	(1,182)	(12,692)	(5,000)	(7,395)
Unencumbered Cash December 31	16,368	13,577	12,394	-	7,395	-

**2014 Receipts**



**2014 Expenditures**



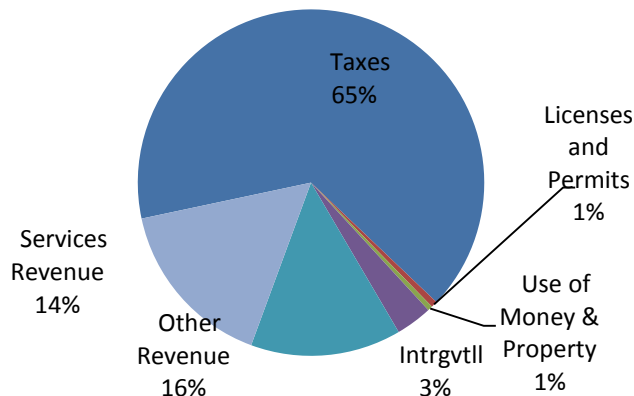
City of Arkansas City, Kansas

		2010 Actual	2011 Actual	2012 Actual	2013 Adopted Budget	2013 Working Budget	2014 Adopted Budget
<b>Fund: 20 - SPECIAL RECREATION FUND</b>							
<b>Category: 600 - Contractual</b>							
<a href="#">20-100-6217</a>	Contributions	10,000.00	10,000.00	10,000.00	10,000.00	10,000.00	0.00
<b>Category 600 Total:</b>		<b>10,000.00</b>	<b>10,000.00</b>	<b>10,000.00</b>	<b>10,000.00</b>	<b>10,000.00</b>	<b>0.00</b>
<b>Category: 710 - Commodities</b>							
<a href="#">20-530-7101</a>	Other Supplies/Tools	13,300.00	10,800.00	7,900.00	17,692.00	17,692.00	19,395.00
<b>Category 710 Total:</b>		<b>13,300.00</b>	<b>10,800.00</b>	<b>7,900.00</b>	<b>17,692.00</b>	<b>17,692.00</b>	<b>19,395.00</b>
<b>Category: 740 - Capital Outlay</b>							
<a href="#">20-100-7405</a>	Machinery/Equipment	0.00	0.00	0.00	0.00	0.00	0.00
<a href="#">20-202-7405</a>	Machinery/Equipment	0.00	0.00	0.00	0.00	0.00	0.00
<a href="#">20-202-7600</a>	Depreciation	0.00	0.00	0.00	0.00	0.00	0.00
<a href="#">20-530-7405</a>	Machinery/Equipment	0.00	0.00	0.00	0.00	0.00	0.00
<b>Category 740 Total:</b>		<b>0.00</b>	<b>0.00</b>	<b>0.00</b>	<b>0.00</b>	<b>0.00</b>	<b>0.00</b>
<b>Category: 900 - Debt Service</b>							
<a href="#">20-999-9999</a>	Profit Handler	-4,533.36	0.00	0.00	0.00	0.00	0.00
<b>Category 900 Total:</b>		<b>-4,533.36</b>	<b>0.00</b>	<b>0.00</b>	<b>0.00</b>	<b>0.00</b>	<b>0.00</b>
<b>Fund 20 Total:</b>		<b>18,766.64</b>	<b>20,800.00</b>	<b>17,900.00</b>	<b>27,692.00</b>	<b>27,692.00</b>	<b>19,395.00</b>

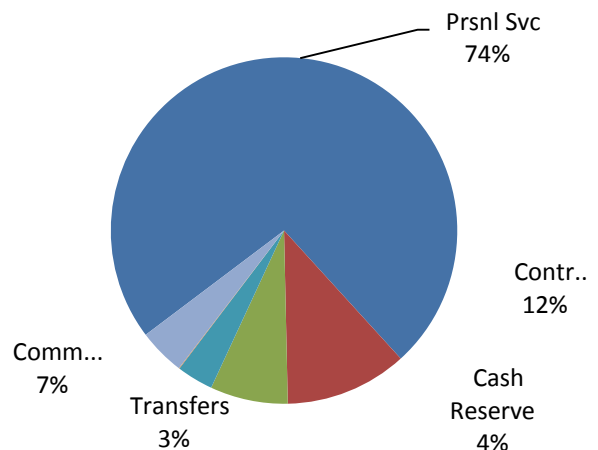
**Special Street Fund-21 FUND**  
**Fiscal Year 2014**

	ACTUAL 2010	ACTUAL 2011	ACTUAL 2012	BUDGETED 2013	ESTIMATED 2013	BUDGETED 2014
Unencumbered Cash January 1	244,462	174,385	238,233	206,923	271,273	51,990
<b>Receipts:</b>						
Taxes	346,487	359,320	372,389	370,550	358,190	370,910
Licenses and Permits	-	-	-	-	-	-
Use of Money & Property	-	-	-	-	-	-
Intergovernmental	-	-	-	-	-	-
Services Revenue	60	70	62	-	-	-
Fines and Fees	-	-	-	-	-	-
Other Revenue Sources	-	1,769	3,399	-	-	-
Transfers In	-	-	-	-	-	-
<b>Total Receipts</b>	<b>346,547</b>	<b>361,159</b>	<b>375,850</b>	<b>370,550</b>	<b>358,190</b>	<b>370,910</b>
<b>Total Available</b>	<b>591,009</b>	<b>535,544</b>	<b>614,083</b>	<b>577,473</b>	<b>271,272</b>	<b>422,900</b>
<b>Expenditures:</b>						
Personnel Services	60,641	54,679	49,279	181,800	181,800	24,251
Contractual	75,368	40,588	29,575	26,150	26,150	24,559
Commodities	119,101	130,347	161,794	369,323	369,323	327,600
Capital Outlay	121,514	36,715	62,164	200	200	900
Transfers	-	34,983	40,000	-	-	-
Debt Service	40,000	-	-	-	-	-
Reserve	-	-	-	-	-	-
<b>Total Expenditures</b>	<b>416,624</b>	<b>297,311</b>	<b>342,811</b>	<b>577,473</b>	<b>577,473</b>	<b>377,310</b>
Receipts Over(Under) Expenditures	(70,077)	63,847	33,040	(206,923)	(219,283)	(6,400)
Unencumbered Cash December 31	174,385	238,233	271,272	-	51,990	45,590

**2014 Receipts**



**2014 Expenditures**



City of Arkansas City, Kansas

		2010 Actual	2011 Actual	2012 Actual	2013 Adopted Budget	2013 Working Budget	2014 Adopted Budget
<b>Fund: 21 - SPECIAL STREET FUND</b>							
<b>Category: 500 - Personnel Services</b>							
<a href="#">21-542-5100</a>	Full Time Salary	45,962.97	46,058.57	32,027.61	124,000.00	124,000.00	14,125.00
<a href="#">21-542-5102</a>	Overtime Salary	2,191.42	759.97	0.00	0.00	0.00	100.00
<a href="#">21-542-5103</a>	SS/Medi Taxes	3,567.36	3,317.44	2,343.55	9,600.00	9,600.00	1,089.00
<a href="#">21-542-5105</a>	Retirement	50.00	0.00	0.00	0.00	0.00	0.00
<a href="#">21-542-5106</a>	KPERS	3,325.90	3,494.37	2,605.57	11,200.00	11,200.00	1,400.00
<a href="#">21-542-5111</a>	Life Insurance	30.38	34.60	18.81	100.00	100.00	10.00
<a href="#">21-542-5112</a>	Medical/Dental Insurance	2,480.61	-625.20	7,128.07	30,000.00	30,000.00	3,786.00
<a href="#">21-542-5113</a>	Unemployment Insurance	38.44	87.30	171.19	700.00	700.00	78.00
<a href="#">21-542-5114</a>	Workers Comp	2,918.46	-519.95	1,934.03	3,200.00	3,200.00	813.00
<a href="#">21-542-5201</a>	Staffing Services	1,140.00	46.60	0.00	0.00	0.00	0.00
<a href="#">21-542-5202</a>	Employment Services	88.60	1,257.26	756.00	700.00	700.00	750.00
<a href="#">21-542-5203</a>	Travel/ Meals/ Lodging	270.06	0.00	0.00	500.00	500.00	500.00
<a href="#">21-542-5204</a>	Training/Seminars/Conferences	901.96	393.12	2,076.64	1,500.00	1,500.00	1,500.00
<a href="#">21-542-5205</a>	Dues/Memberships	764.00	217.00	60.00	300.00	300.00	100.00
<a href="#">21-542-5206</a>	Employee Appreciation	114.92	158.14	157.16	0.00	0.00	0.00
<b>Category 500 Total:</b>		<b>63,845.08</b>	<b>54,679.22</b>	<b>49,278.63</b>	<b>181,800.00</b>	<b>181,800.00</b>	<b>24,251.00</b>
<b>Category: 600 - Contractual</b>							
<a href="#">21-542-6102</a>	Electricity	14,497.66	15,546.96	13,980.42	12,000.00	12,000.00	12,360.00
<a href="#">21-542-6103</a>	Natural Gas	5,213.58	4,502.72	3,103.96	4,000.00	4,000.00	1,529.00
<a href="#">21-542-6104</a>	Telephone	1,267.43	1,059.01	1,140.83	1,000.00	1,000.00	1,200.00
<a href="#">21-542-6105</a>	Other Utility Services	687.27	624.73	874.67	650.00	650.00	850.00
<a href="#">21-542-6212</a>	Payments to Contractors	353.50	5,715.12	0.00	0.00	0.00	0.00
<a href="#">21-542-6214</a>	Other Professional Services	8,089.71	3,203.00	1,178.19	2,500.00	2,500.00	2,500.00
<a href="#">21-542-6218</a>	Claims/Losses	0.00	1,816.10	81.61	0.00	0.00	0.00
<a href="#">21-542-6301</a>	Advertising	2,434.21	2,739.95	627.18	0.00	0.00	0.00
<a href="#">21-542-6302</a>	Equip Rental/Maintenance Contract	5,283.76	5,380.07	8,460.00	6,000.00	6,000.00	6,000.00
<a href="#">21-542-6303</a>	License Fees	74.50	0.00	128.06	0.00	0.00	120.00
<b>Category 600 Total:</b>		<b>37,901.62</b>	<b>40,587.66</b>	<b>29,574.92</b>	<b>26,150.00</b>	<b>26,150.00</b>	<b>24,559.00</b>
<b>Category: 710 - Commodities</b>							
<a href="#">21-542-7100</a>	Office Supplies/Publications	2,060.00	750.30	745.32	1,500.00	1,500.00	1,000.00
<a href="#">21-542-7101</a>	Other Supplies/Tools	13,430.64	5,461.18	10,435.77	6,000.00	6,000.00	6,000.00
<a href="#">21-542-7102</a>	Clothing/Uniforms	4,294.91	3,341.88	7,730.18	2,500.00	2,500.00	7,500.00
<a href="#">21-542-7103</a>	Food Supply	1,401.75	1,180.94	1,107.30	0.00	0.00	0.00
<a href="#">21-542-7110</a>	Postage/Shipping	85.80	34.19	33.22	100.00	100.00	100.00
<a href="#">21-542-7200</a>	Fuel/Oil	44,057.44	51,806.87	58,157.54	50,000.00	50,000.00	60,000.00
<a href="#">21-542-7201</a>	Equipment Repair/Parts/Maintena...	34,175.82	43,162.07	43,759.99	75,000.00	75,000.00	50,000.00
<a href="#">21-542-7202</a>	Motor Vehicle Repair/Parts	11,869.68	14,191.18	5,486.71	20,000.00	20,000.00	20,000.00
<a href="#">21-542-7204</a>	Building Materials/Repairs	7,715.86	3,878.31	3,982.15	35,000.00	35,000.00	5,000.00
<a href="#">21-542-7205</a>	Street/Sidewalk Materials	30,980.68	6,539.59	30,277.98	169,223.00	169,223.00	170,000.00
<a href="#">21-542-7207</a>	Street Flags and Signs	3,290.50	0.00	77.44	10,000.00	10,000.00	8,000.00
<b>Category 710 Total:</b>		<b>153,363.08</b>	<b>130,346.51</b>	<b>161,793.60</b>	<b>369,323.00</b>	<b>369,323.00</b>	<b>327,600.00</b>
<b>Category: 740 - Capital Outlay</b>							
<a href="#">21-542-7403</a>	Motor Vehicles	0.00	0.00	39,508.00	0.00	0.00	0.00
<a href="#">21-542-7405</a>	Machinery/Equipment	115,000.00	36,564.75	20,470.59	0.00	0.00	0.00
<a href="#">21-542-7406</a>	Office Equipment/Furniture	0.00	0.00	0.00	0.00	0.00	0.00
<a href="#">21-542-7504</a>	Computer Equipment	0.00	0.00	1,039.00	0.00	0.00	0.00

City of Arkansas City, Kansas

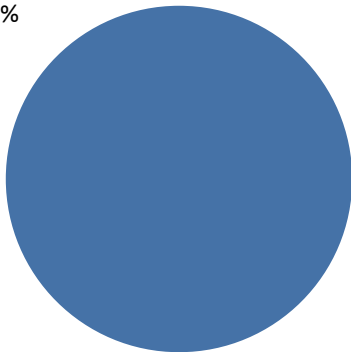
		2010 Actual	2011 Actual	2012 Actual	2013 Adopted Budget	2013 Working Budget	2014 Adopted Budget
<a href="#">21-542-7505</a>	Computer Software	6,514.29	150.00	1,146.10	200.00	200.00	900.00
<a href="#">21-542-7600</a>	Depreciation	0.00	0.00	0.00	0.00	0.00	0.00
	<b>Category 740 Total:</b>	<b>121,514.29</b>	<b>36,714.75</b>	<b>62,163.69</b>	<b>200.00</b>	<b>200.00</b>	<b>900.00</b>
<b>Category: 800 - Transfers</b>							
<a href="#">21-542-8000</a>	Transfer to Other Fund	0.00	34,983.00	40,000.00	0.00	0.00	0.00
	<b>Category 800 Total:</b>	<b>0.00</b>	<b>34,983.00</b>	<b>40,000.00</b>	<b>0.00</b>	<b>0.00</b>	<b>0.00</b>
<b>Category: 900 - Debt Service</b>							
<a href="#">21-999-9999</a>	Profit Handler	-40,000.00	0.00	0.00	0.00	0.00	0.00
	<b>Category 900 Total:</b>	<b>-40,000.00</b>	<b>0.00</b>	<b>0.00</b>	<b>0.00</b>	<b>0.00</b>	<b>0.00</b>
	<b>Fund 21 Total:</b>	<b>336,624.07</b>	<b>297,311.14</b>	<b>342,810.84</b>	<b>577,473.00</b>	<b>577,473.00</b>	<b>377,310.00</b>

**Tourism-Convention Fund -23 FUND**  
**Fiscal Year 2014**

	ACTUAL 2010	ACTUAL 2011	ACTUAL 2012	BUDGETED 2013	ESTIMATED 2013	BUDGETED 2014
Unencumbered Cash January 1	63,537	71,063	74,716	78,516	74,749	76,749
<b>Receipts:</b>						
Taxes	75,737	80,728	79,624	82,000	82,000	82,000
Licenses and Permits	-	-	-	-	-	-
Use of Money & Property	-	-	-	-	-	-
Intergovernmental	-	-	-	-	-	-
Services Revenue	-	-	-	-	-	-
Fines and Fees	-	-	-	-	-	-
Other Revenue Sources	-	-	-	-	-	-
Transfers In	-	-	-	-	-	-
<b>Total Receipts</b>	<b>75,737</b>	<b>80,728</b>	<b>79,624</b>	<b>82,000</b>	<b>82,000</b>	<b>82,000</b>
<b>Total Available</b>	<b>139,274</b>	<b>151,791</b>	<b>154,340</b>	<b>160,516</b>	<b>74,750</b>	<b>158,749</b>
<b>Expenditures:</b>						
Personnel Services	6,312	5,658	-	-	-	-
Contractual	58,338	69,905	79,591	80,000	80,000	110,000
Commodities	3,661	1,512	-	-	-	-
Transfers To Other Funds	-	-	-	-	-	-
Debt Service	-	-	-	-	-	-
Reserve	-	-	-	-	-	-
<b>Total Expenditures</b>	<b>68,311</b>	<b>77,075</b>	<b>79,591</b>	<b>80,000</b>	<b>80,000</b>	<b>110,000</b>
Receipts Over(Under) Expenditures	7,426	3,653	34	2,000	2,000	(28,000)
Unencumbered Cash December 31	<u>70,963</u>	<u>74,716</u>	<u>74,750</u>	<u>80,516</u>	<u>76,749</u>	<u>48,749</u>


### 2014 Receipts

Taxes  
100%



### 2014 Expenditures

Contr...  
100%



City of Arkansas City, Kansas


		2010 Actual	2011 Actual	2012 Actual	2013 Adopted Budget	2013 Working Budget	2014 Adopted Budget
<b>Fund: 23 - TOURISM/CONVENTION FUND</b>							
<b>Category: 500 - Personnel Services</b>							
<a href="#">23-773-5203</a>	Travel/ Meals/ Lodging	5,199.40	4,229.64	0.00	0.00	0.00	0.00
<a href="#">23-773-5205</a>	Dues/Memberships	1,113.00	1,428.00	0.00	0.00	0.00	0.00
<b>Category 500 Total:</b>		<b>6,312.40</b>	<b>5,657.64</b>	<b>0.00</b>	<b>0.00</b>	<b>0.00</b>	<b>0.00</b>
<b>Category: 600 - Contractual</b>							
<a href="#">23-773-6214</a>	Other Professional Services	42,025.93	47,802.72	0.00	0.00	0.00	90,000.00
<a href="#">23-773-6217</a>	Contributions	4,223.43	13,405.79	79,590.65	80,000.00	80,000.00	20,000.00
<a href="#">23-773-6301</a>	Advertising	12,088.16	8,696.63	0.00	0.00	0.00	0.00
<a href="#">23-773-6302</a>	Equip Rental/Maintenance Contract	0.00	0.00	0.00	0.00	0.00	0.00
<b>Category 600 Total:</b>		<b>58,337.52</b>	<b>69,905.14</b>	<b>79,590.65</b>	<b>80,000.00</b>	<b>80,000.00</b>	<b>110,000.00</b>
<b>Category: 710 - Commodities</b>							
<a href="#">23-773-7100</a>	Office Supplies/Publications	1,652.40	287.47	0.00	0.00	0.00	0.00
<a href="#">23-773-7101</a>	Other Supplies/Tools	1,500.00	853.51	0.00	0.00	0.00	0.00
<a href="#">23-773-7103</a>	Food Supply	139.07	102.81	0.00	0.00	0.00	0.00
<a href="#">23-773-7110</a>	Postage/Shipping	268.83	268.82	0.00	0.00	0.00	0.00
<b>Category 710 Total:</b>		<b>3,560.30</b>	<b>1,512.61</b>	<b>0.00</b>	<b>0.00</b>	<b>0.00</b>	<b>0.00</b>
<b>Category: 800 - Transfers</b>							
<a href="#">23-773-8000</a>	Transfer to Other Fund	0.00	0.00	0.00	0.00	0.00	0.00
<b>Category 800 Total:</b>		<b>0.00</b>	<b>0.00</b>	<b>0.00</b>	<b>0.00</b>	<b>0.00</b>	<b>0.00</b>
<b>Category: 900 - Debt Service</b>							
<a href="#">23-999-9999</a>	Profit Handler	0.00	0.00	0.00	0.00	0.00	0.00
<b>Category 900 Total:</b>		<b>0.00</b>	<b>0.00</b>	<b>0.00</b>	<b>0.00</b>	<b>0.00</b>	<b>0.00</b>
<b>Fund 23 Total:</b>		<b>68,210.22</b>	<b>77,075.39</b>	<b>79,590.65</b>	<b>80,000.00</b>	<b>80,000.00</b>	<b>110,000.00</b>



**Museum Fund-25 FUND**  
**Fiscal Year 2014**


	ACTUAL 2010	ACTUAL 2011	ACTUAL 2012	BUDGETED 2013	ESTIMATED 2013	BUDGETED 2014
Unencumbered Cash January 1		-	15,604	16,539	9,079	-
<b>Receipts:</b>						
Taxes	-	-	55,366	48,158	55,335	197,360
Licenses and Permits	-	-	-	-	-	-
Use of Money & Property	-	-	-	-	-	-
Intergovernmental	-	4,000	-	-	-	-
Services Revenue	-	49,288	-	-	-	-
Fines and Fees	-	-	-	9,622	-	-
Other Revenue Sources	-	75,085	51,093	-	6,300	-
Transfers In	-	-	-	58,790	58,076	-
<b>Total Receipts</b>	<b>-</b>	<b>128,373</b>	<b>106,459</b>	<b>116,570</b>	<b>119,711</b>	<b>197,360</b>
<b>Total Available</b>	<b>-</b>	<b>128,373</b>	<b>122,063</b>	<b>133,109</b>	<b>128,790</b>	<b>197,360</b>
<b>Expenditures:</b>						
Personnel Services	-	60,587	50,333	58,790	58,790	-
Contractual	-	36,345	7,056	70,000	70,000	197,360
Commodities	-	15,837	230	-	-	-
Transfers To Other Funds	-	-	55,365	-	-	-
Debt Service	-	-	-	-	-	-
Reserve	-	-	-	-	-	-
<b>Total Expenditures</b>	<b>-</b>	<b>112,769</b>	<b>112,984</b>	<b>128,790</b>	<b>128,790</b>	<b>197,360</b>
Receipts Over(Under) Expenditures	-	15,604	(6,525)	(12,220)	(9,079)	-
Unencumbered Cash December 31	-	15,604	9,079	4,319	-	-

**2014 Receipts**



Taxes  
100%

**2014 Expenditures**



Contr...  
100%

City of Arkansas City, Kansas


		2010 Actual	2011 Actual	2012 Actual	2013 Adopted Budget	2013 Working Budget	2014 Adopted Budget
<b>Fund: 25 - CHEROKEE STRIP MUSEUM</b>							
<b>Category: 500 - Personnel Services</b>							
<a href="#">25-775-5100</a>	Full Time Salary	0.00	26,151.40	40,250.40	52,870.00	52,870.00	0.00
<a href="#">25-775-5103</a>	SS/Medi Taxes	0.00	1,866.55	2,940.70	2,600.00	2,600.00	0.00
<a href="#">25-775-5106</a>	KPERS	0.00	1,918.96	3,276.44	2,850.00	2,850.00	0.00
<a href="#">25-775-5111</a>	Life Insurance	0.00	25.20	37.80	50.00	50.00	0.00
<a href="#">25-775-5112</a>	Medical/Dental Insurance	0.00	6,322.84	0.00	0.00	0.00	0.00
<a href="#">25-775-5113</a>	Unemployment Insurance	0.00	43.30	3,827.54	220.00	220.00	0.00
<a href="#">25-775-5114</a>	Workers Comp	0.00	16.55	0.00	200.00	200.00	0.00
<a href="#">25-775-5201</a>	Staffing Services	0.00	22,718.51	0.00	0.00	0.00	0.00
<a href="#">25-775-5203</a>	Travel/ Meals/ Lodging	0.00	0.00	0.00	0.00	0.00	0.00
<a href="#">25-775-5204</a>	Training/Seminars/Conferences	0.00	393.10	0.00	0.00	0.00	0.00
<a href="#">25-775-5205</a>	Dues/Memberships	0.00	529.40	0.00	0.00	0.00	0.00
<b>Category 500 Total:</b>		<b>0.00</b>	<b>59,985.81</b>	<b>50,332.88</b>	<b>58,790.00</b>	<b>58,790.00</b>	<b>0.00</b>
<b>Category: 600 - Contractual</b>							
<a href="#">25-775-6102</a>	Electricity	0.00	7,815.70	0.00	0.00	0.00	0.00
<a href="#">25-775-6103</a>	Natural Gas	0.00	6,088.80	0.00	0.00	0.00	0.00
<a href="#">25-775-6104</a>	Telephone	0.00	573.60	0.00	0.00	0.00	0.00
<a href="#">25-775-6105</a>	Other Utility Services	0.00	1,158.40	0.00	0.00	0.00	0.00
<a href="#">25-775-6214</a>	Other Professional Services	0.00	11,283.47	1,155.90	70,000.00	70,000.00	197,360.00
<a href="#">25-775-6215</a>	Other Insurances	0.00	101.00	0.00	0.00	0.00	0.00
<a href="#">25-775-6217</a>	Contributions	0.00	0.00	0.00	0.00	0.00	0.00
<a href="#">25-775-6218</a>	Claims/Losses	0.00	0.00	5,900.00	0.00	0.00	0.00
<a href="#">25-775-6301</a>	Advertising	0.00	8,766.72	0.00	0.00	0.00	0.00
<a href="#">25-775-6303</a>	License Fees	0.00	0.00	0.00	0.00	0.00	0.00
<a href="#">25-775-6304</a>	Printing	0.00	0.00	0.00	0.00	0.00	0.00
<a href="#">25-775-6305</a>	Service Charges	0.00	542.08	0.00	0.00	0.00	0.00
<b>Category 600 Total:</b>		<b>0.00</b>	<b>36,329.77</b>	<b>7,055.90</b>	<b>70,000.00</b>	<b>70,000.00</b>	<b>197,360.00</b>
<b>Category: 710 - Commodities</b>							
<a href="#">25-775-7100</a>	Office Supplies/Publications	0.00	1,810.64	0.00	0.00	0.00	0.00
<a href="#">25-775-7101</a>	Other Supplies/Tools	0.00	1,611.27	230.00	0.00	0.00	0.00
<a href="#">25-775-7103</a>	Food Supply	0.00	932.34	0.00	0.00	0.00	0.00
<a href="#">25-775-7107</a>	Materials for Resale	0.00	1,281.87	0.00	0.00	0.00	0.00
<a href="#">25-775-7110</a>	Postage/Shipping	0.00	717.63	0.00	0.00	0.00	0.00
<a href="#">25-775-7113</a>	Farm Supplies	0.00	5,308.45	0.00	0.00	0.00	0.00
<a href="#">25-775-7201</a>	Equipment Repair/Parts/Maintena...	0.00	487.13	0.00	0.00	0.00	0.00
<a href="#">25-775-7204</a>	Building Materials/Repairs	0.00	2,612.99	0.00	0.00	0.00	0.00
<a href="#">25-775-7302</a>	Sales Tax Expense	0.00	1,791.87	0.00	0.00	0.00	0.00
<b>Category 710 Total:</b>		<b>0.00</b>	<b>16,554.19</b>	<b>230.00</b>	<b>0.00</b>	<b>0.00</b>	<b>0.00</b>
<b>Category: 800 - Transfers</b>							
<a href="#">25-100-8000</a>	Transfer to Other Fund	0.00	0.00	0.00	0.00	0.00	0.00
<a href="#">25-100-8110</a>	Transfer to Museum	0.00	0.00	10,000.00	0.00	0.00	0.00
<a href="#">25-775-8110</a>	Transfers to Other Agency	0.00	0.00	45,365.33	0.00	0.00	0.00
<b>Category 800 Total:</b>		<b>0.00</b>	<b>0.00</b>	<b>55,365.33</b>	<b>0.00</b>	<b>0.00</b>	<b>0.00</b>
<b>Category: 900 - Debt Service</b>							
<a href="#">25-999-9999</a>	Profit Handler	0.00	0.00	0.00	0.00	0.00	0.00
<b>Category 900 Total:</b>		<b>0.00</b>	<b>0.00</b>	<b>0.00</b>	<b>0.00</b>	<b>0.00</b>	<b>0.00</b>
<b>Fund 25 Total:</b>		<b>0.00</b>	<b>112,869.77</b>	<b>112,984.11</b>	<b>128,790.00</b>	<b>128,790.00</b>	<b>197,360.00</b>

**Special Alcohol Fund-26 FUND  
Fiscal Year 2014**

	ACTUAL 2010	ACTUAL 2011	ACTUAL 2012	BUDGETED 2013	ESTIMATED 2013	BUDGETED 2014
Unencumbered Cash January 1	22,480	25,613	34,722	35,721	45,439	45,439
<b>Receipts:</b>						
Taxes	11,133	10,108	11,718	10,000	15,000	15,000
Licenses and Permits	-	-	-	-	-	-
Use of Money & Property	-	-	-	-	-	-
Intergovernmental	-	-	-	-	-	-
Services Revenue	-	-	-	-	-	-
Fines and Fees	-	-	-	-	-	-
Other Revenue Sources	-	-	-	-	-	-
Transfers In	-	-	-	-	-	-
<b>Total Receipts</b>	<b>11,133</b>	<b>10,108</b>	<b>11,718</b>	<b>10,000</b>	<b>15,000</b>	<b>15,000</b>
<b>Total Available</b>	<b>33,613</b>	<b>35,722</b>	<b>46,439</b>	<b>45,721</b>	<b>60,439</b>	<b>60,439</b>
<b>Expenditures:</b>						
Personnel Services	-	-	-	-	-	-
Contractual	8,000	1,000	1,000	45,721	15,000	15,000
Commodities	-	-	-	-	-	-
Transfers To Other Funds	-	-	-	-	-	-
Debt Service	-	-	-	-	-	-
Reserve	-	-	-	-	-	-
<b>Total Expenditures</b>	<b>8,000</b>	<b>1,000</b>	<b>1,000</b>	<b>45,721</b>	<b>15,000</b>	<b>15,000</b>
Receipts Over(Under) Expenditures	3,133	9,108	10,718	(35,721)	-	-
Unencumbered Cash December 31	25,613	34,722	45,439	-	45,439	45,439


**2014 Receipts**

Taxes  
100%



**2014 Expenditures**

Contr...  
100%



City of Arkansas City, Kansas


		2010 Actual	2011 Actual	2012 Actual	2013 Adopted Budget	2013 Working Budget	2014 Adopted Budget
<b>Fund: 26 - SPECIAL ALCOHOL FUND</b>							
<b>Category: 600 - Contractual</b>							
<a href="#">26-100-6217</a>	Contributions	8,000.00	1,000.00	1,000.00	45,721.00	15,000.00	15,000.00
<b>Category 600 Total:</b>		<b>8,000.00</b>	<b>1,000.00</b>	<b>1,000.00</b>	<b>45,721.00</b>	<b>15,000.00</b>	<b>15,000.00</b>
<b>Category: 900 - Debt Service</b>							
<a href="#">26-999-9999</a>	Profit Handler	0.00	0.00	0.00	0.00	0.00	0.00
<b>Category 900 Total:</b>		<b>0.00</b>	<b>0.00</b>	<b>0.00</b>	<b>0.00</b>	<b>0.00</b>	<b>0.00</b>
<b>Fund 26 Total:</b>		<b>8,000.00</b>	<b>1,000.00</b>	<b>1,000.00</b>	<b>45,721.00</b>	<b>15,000.00</b>	<b>15,000.00</b>

**Public Library Fund-27 FUND  
Fiscal Year 2014**

	ACTUAL 2010	ACTUAL 2011	ACTUAL 2012	BUDGETED 2013	ESTIMATED 2013	BUDGETED 2014
Unencumbered Cash January 1		-	-	-	-	-
<b>Receipts:</b>						
Taxes	307,534	308,677	301,869	321,200	321,200	329,250
Licenses and Permits	-	-	-	-	-	-
Use of Money & Property	-	-	-	-	-	-
Intergovernmental	-	-	-	-	-	-
Services Revenue	-	-	-	-	-	-
Fines and Fees	-	-	-	-	-	-
Other Revenue Sources	-	-	-	-	-	-
Transfers In	-	-	-	-	-	-
<b>Total Receipts</b>	<b>307,534</b>	<b>308,677</b>	<b>301,869</b>	<b>321,200</b>	<b>321,200</b>	<b>329,250</b>
<b>Total Available</b>	<b>307,534</b>	<b>308,677</b>	<b>301,869</b>	<b>321,200</b>	<b>321,200</b>	<b>329,250</b>
<b>Expenditures:</b>						
Personnel Services	-	-	-	-	-	-
Contractual	-	-	-	-	-	-
Commodities	-	-	-	-	-	-
Transfers To Other Funds	307,534	308,677	301,869	321,200	321,200	329,250
Debt Service	-	-	-	-	-	-
Reserve	-	-	-	-	-	-
<b>Total Expenditures</b>	<b>307,534</b>	<b>308,677</b>	<b>301,869</b>	<b>321,200</b>	<b>321,200</b>	<b>329,250</b>
Receipts Over(Under) Expenditures	-	-	-	-	-	-
Unencumbered Cash December 31	-	-	-	-	-	-


**2014 Receipts**

Taxes  
100%



**2014 Expenditures**

Transfers  
To Other  
Funds  
100%



City of Arkansas City, Kansas


		2010 Actual	2011 Actual	2012 Actual	2013 Adopted Budget	2013 Working Budget	2014 Adopted Budget
<b>Fund: 27 - PUBLIC LIBRARY FUND</b>							
<b>Category: 800 - Transfers</b>							
<a href="#">27-100-8110</a>	Transfers to Other Agency	307,533.85	308,677.42	301,868.76	321,200.00	321,200.00	329,250.00
<b>Category 800 Total:</b>		<b>307,533.85</b>	<b>308,677.42</b>	<b>301,868.76</b>	<b>321,200.00</b>	<b>321,200.00</b>	<b>329,250.00</b>
<b>Category: 900 - Debt Service</b>							
<a href="#">27-999-9999</a>	Profit Handler	0.00	0.00	0.00	0.00	0.00	0.00
<b>Category 900 Total:</b>		<b>0.00</b>	<b>0.00</b>	<b>0.00</b>	<b>0.00</b>	<b>0.00</b>	<b>0.00</b>
<b>Fund 27 Total:</b>		<b>307,533.85</b>	<b>308,677.42</b>	<b>301,868.76</b>	<b>321,200.00</b>	<b>321,200.00</b>	<b>329,250.00</b>

**Hospital Improvement Fund-42 FUND**  
**Fiscal Year 2014**

	ACTUAL 2010	ACTUAL 2011	ACTUAL 2012	BUDGETED 2013	ESTIMATED 2013	BUDGETED 2014
Unencumbered Cash January 1	580,983	577,467	617,271	48,771	641,202	642,202
<b>Receipts:</b>						
Taxes	743,653	788,630	773,371	775,000	776,000	775,000
Licenses and Permits	-	-	-	-	-	-
Use of Money & Property	2,831	1,175	560	1,000	-	600
Intergovernmental	-	-	-	-	-	-
Services Revenue	-	-	-	-	-	-
Fines and Fees	-	-	-	-	-	-
Other Revenue Sources	-	-	3,200	-	-	-
Transfers In	-	-	-	-	-	-
<b>Total Receipts</b>	<b>746,484</b>	<b>789,805</b>	<b>777,131</b>	<b>776,000</b>	<b>776,000</b>	<b>775,600</b>
<b>Total Available</b>	<b>1,327,467</b>	<b>1,367,271</b>	<b>1,394,403</b>	<b>824,771</b>	<b>1,417,202</b>	<b>1,417,802</b>
<b>Expenditures:</b>						
Personnel Services	-	-	-	-	-	-
Contractual	-	-	3,200	-	-	-
Commodities	-	-	-	-	-	-
Transfers To Other Funds	750,000	750,000	750,000	824,771	775,000	775,000
Debt Service	-	-	-	-	-	-
Reserve	-	-	-	-	-	-
<b>Total Expenditures</b>	<b>750,000</b>	<b>750,000</b>	<b>753,200</b>	<b>824,771</b>	<b>775,000</b>	<b>775,000</b>
Receipts Over(Under) Expenditures	(3,516)	39,805	23,931	(48,771)	1,000	600
Unencumbered Cash December 31	577,467	617,271	641,203	-	642,202	642,802


**2014 Receipts**

Taxes  
100%



**2014 Expenditures**

Transfers  
To Other  
Funds  
100%



City of Arkansas City, Kansas

		2010 Actual	2011 Actual	2012 Actual	2013 Adopted Budget	2013 Working Budget	2014 Adopted Budget
<b>Fund: 42 - HOSPITAL IMPROVEMENT FUND</b>							
<b>Category: 600 - Contractual</b>							
<a href="#">42-100-6214</a>	Other Professional Services	0.00	0.00	0.00	0.00	0.00	0.00
<a href="#">42-100-6217</a>	Contributions	0.00	0.00	3,200.00	0.00	0.00	0.00
<b>Category 600 Total:</b>		<b>0.00</b>	<b>0.00</b>	<b>3,200.00</b>	<b>0.00</b>	<b>0.00</b>	<b>0.00</b>
<b>Category: 710 - Commodities</b>							
<a href="#">42-100-7204</a>	Building Materials/Repairs	0.00	0.00	0.00	0.00	0.00	0.00
<b>Category 710 Total:</b>		<b>0.00</b>	<b>0.00</b>	<b>0.00</b>	<b>0.00</b>	<b>0.00</b>	<b>0.00</b>
<b>Category: 800 - Transfers</b>							
<a href="#">42-100-8000</a>	Transfer to Other Fund	2,745.00	0.00	0.00	0.00	0.00	0.00
<a href="#">42-100-8110</a>	Transfers to Other Agency	750,000.00	750,000.00	750,000.00	824,771.00	775,000.00	775,000.00
<b>Category 800 Total:</b>		<b>752,745.00</b>	<b>750,000.00</b>	<b>750,000.00</b>	<b>824,771.00</b>	<b>775,000.00</b>	<b>775,000.00</b>
<b>Category: 900 - Debt Service</b>							
<a href="#">42-100-9100</a>	Principal Payment	0.00	0.00	0.00	0.00	0.00	0.00
<a href="#">42-100-9101</a>	Interest Payment	0.00	0.00	0.00	0.00	0.00	0.00
<a href="#">42-999-9999</a>	Profit Handler	-7,032.78	0.00	0.00	0.00	0.00	0.00
<b>Category 900 Total:</b>		<b>-7,032.78</b>	<b>0.00</b>	<b>0.00</b>	<b>0.00</b>	<b>0.00</b>	<b>0.00</b>
<b>Fund 42 Total:</b>		<b>745,712.22</b>	<b>750,000.00</b>	<b>753,200.00</b>	<b>824,771.00</b>	<b>775,000.00</b>	<b>775,000.00</b>




**Bond & Interest Fund-43 FUND**  
**Fiscal Year 2014**

	ACTUAL 2010	ACTUAL 2011	ACTUAL 2012	BUDGETED 2013	ESTIMATED 2013	BUDGETED 2014
Unencumbered Cash January 1	308,367	426,283	598,521	575,726	494,569	273,092
<b>Receipts:</b>						
Taxes	1,132,705	1,056,132	804,134	1,154,342	1,119,712	717,893
Licenses and Permits	-	-	-	-	-	-
Use of Money & Property	-	-	-	-	-	-
Intergovernmental	-	-	-	-	-	-
Services Revenue	-	-	-	-	-	-
Fines and Fees	-	-	-	-	-	-
Other Revenue Sources	255,169	421,569	448,228	385,130	475,130	724,433
Transfers In	-	-	-	-	-	-
<b>Total Receipts</b>	<b>1,387,875</b>	<b>1,477,701</b>	<b>1,252,362</b>	<b>1,539,472</b>	<b>1,594,842</b>	<b>1,442,326</b>
<b>Total Available</b>	<b>1,696,242</b>	<b>1,903,984</b>	<b>1,850,883</b>	<b>2,115,198</b>	<b>2,089,411</b>	<b>1,715,418</b>
<b>Expenditures:</b>						
Personnel Services	-	-	-	-	-	-
Contractual	-	-	-	-	-	-
Commodities	-	-	-	-	-	-
Transfers To Other Funds	-	-	-	-	-	-
Debt Service	1,269,958	1,305,463	1,356,315	2,029,691	1,816,319	1,335,418
Reserve	-	-	-	-	-	380,000
<b>Total Expenditures</b>	<b>1,269,958</b>	<b>1,305,463</b>	<b>1,356,315</b>	<b>2,029,691</b>	<b>1,816,319</b>	<b>1,715,418</b>
Receipts Over(Under) Expenditures	117,916	172,238	(103,953)	(490,219)	(221,477)	(273,092)
Unencumbered Cash December 31	426,283	598,521	494,568	85,507	273,092	-


**2014 Receipts**

Taxes  
100%



**2014 Expenditures**

Transfers  
To Other  
Funds  
100%



City of Arkansas City, Kansas


		2010 Actual	2011 Actual	2012 Actual	2013 Adopted Budget	2013 Working Budget	2014 Adopted Budget
<b>Fund: 43 - BOND &amp; INTEREST FUND</b>							
<b>Category: 900 - Debt Service</b>							
<a href="#">43-100-9100</a>	Principal Payment	0.00	0.00	0.00	0.00	0.00	0.00
<a href="#">43-100-9101</a>	Interest Payment	22,248.01	0.00	0.00	0.00	0.00	0.00
<a href="#">43-100-9103</a>	Agency Fees	0.00	2.49	0.00	0.00	0.00	0.00
<a href="#">43-100-9105</a>	Loan Principal	0.00	4,919.35	0.00	310,000.00	0.00	0.00
<a href="#">43-100-9106</a>	Loan Interest	0.00	19,276.04	0.00	66,500.00	0.00	0.00
<a href="#">43-100-9200</a>	Emergency Reserve	0.00	0.00	0.00	0.00	0.00	380,000.00
<a href="#">43-880-9100</a>	Principal Payment	1,029,167.03	1,111,626.87	1,195,389.09	975,030.00	1,575,000.00	1,125,000.00
<a href="#">43-880-9101</a>	Interest Payment	218,539.12	169,635.31	160,923.61	124,658.00	220,988.00	210,317.50
<a href="#">43-880-9103</a>	Agency Fees	4.15	2.50	2.50	0.00	100.00	0.00
<b>Category 900 Total:</b>		<b>1,269,958.31</b>	<b>1,305,462.56</b>	<b>1,356,315.20</b>	<b>1,476,188.00</b>	<b>1,796,088.00</b>	<b>1,715,317.50</b>
<b>Fund 43 Total:</b>		<b>1,269,958.31</b>	<b>1,305,462.56</b>	<b>1,356,315.20</b>	<b>1,476,188.00</b>	<b>1,796,088.00</b>	<b>1,715,317.50</b>

**Street Improvement Fund-58 FUND**  
**Fiscal Year 2014**

	ACTUAL 2010	ACTUAL 2011	ACTUAL 2012	BUDGETED 2013	ESTIMATED 2013	BUDGETED 2014
Unencumbered Cash January 1	440,431	748,537	840,519	823,519	783,707	1,262,207
<b>Receipts:</b>						
Taxes	743,653	788,630	773,371	775,000	775,000	175,000
Licenses and Permits	-	-	-	-	-	-
Use of Money & Property	1,498	2,794	903	2,000	2,000	200
Intergovernmental	-	-	-	-	-	-
Services Revenue	-	-	-	-	-	-
Fines and Fees	-	-	-	-	-	-
Other Revenue Sources	-	-	1,500	-	1,500	-
Transfers In	-	-	-	-	-	-
<b>Total Receipts</b>	<b>745,151</b>	<b>791,424</b>	<b>775,774</b>	<b>777,000</b>	<b>778,500</b>	<b>175,200</b>
<b>Total Available</b>	<b>1,185,582</b>	<b>1,539,961</b>	<b>1,616,293</b>	<b>1,600,519</b>	<b>1,562,207</b>	<b>1,437,407</b>
<b>Expenditures:</b>						
Personnel Services	-	-	-	-	-	-
Contractual	437,045	109,442	47,561	800,000	300,000	1,200,000
Commodities	-	-	23,710	-	-	-
Transfers To Other Funds	-	590,000	761,314	-	-	-
Debt Service	-	-	-	-	-	-
Reserve	-	-	-	-	-	-
<b>Total Expenditures</b>	<b>437,045</b>	<b>699,442</b>	<b>832,586</b>	<b>800,000</b>	<b>300,000</b>	<b>1,200,000</b>
Receipts Over(Under) Expenditures	308,106	91,982	(56,812)	(23,000)	478,500	(1,024,800)
Unencumbered Cash December 31	748,537	840,519	783,707	800,519	1,262,207	237,407


**2014 Receipts**

Taxes  
100%



**2014 Expenditures**

Transfers  
To Other  
Funds  
100%



City of Arkansas City, Kansas

		2010 Actual	2011 Actual	2012 Actual	2013 Adopted Budget	2013 Working Budget	2014 Adopted Budget
<b>Fund: 58 - STREET IMPROVEMENT FUND</b>							
<b>Category: 600 - Contractual</b>							
<a href="#">58-542-6212</a>	Payments to Contractors	437,045.28	109,441.74	47,561.37	800,000.00	300,000.00	1,200,000.00
<a href="#">58-542-6214</a>	Other Professional Services	0.00	0.00	0.00	0.00	0.00	0.00
<b>Category 600 Total:</b>		<b>437,045.28</b>	<b>109,441.74</b>	<b>47,561.37</b>	<b>800,000.00</b>	<b>300,000.00</b>	<b>1,200,000.00</b>
<b>Category: 710 - Commodities</b>							
<a href="#">58-542-7101</a>	Other Supplies/Tools	0.00	0.00	1,822.59	0.00	0.00	0.00
<a href="#">58-542-7205</a>	Street/Sidewalk Materials	0.00	0.00	21,887.56	0.00	0.00	0.00
<b>Category 710 Total:</b>		<b>0.00</b>	<b>0.00</b>	<b>23,710.15</b>	<b>0.00</b>	<b>0.00</b>	<b>0.00</b>
<b>Category: 740 - Capital Outlay</b>							
<a href="#">58-542-7401</a>	Land/Easements/ROW	0.00	0.00	0.00	0.00	0.00	0.00
<b>Category 740 Total:</b>		<b>0.00</b>	<b>0.00</b>	<b>0.00</b>	<b>0.00</b>	<b>0.00</b>	<b>0.00</b>
<b>Category: 800 - Transfers</b>							
<a href="#">58-542-8000</a>	Transfer to Other Fund	0.00	590,000.00	761,314.23	0.00	0.00	0.00
<b>Category 800 Total:</b>		<b>0.00</b>	<b>590,000.00</b>	<b>761,314.23</b>	<b>0.00</b>	<b>0.00</b>	<b>0.00</b>
<b>Category: 900 - Debt Service</b>							
<a href="#">58-999-9999</a>	Profit Handler	0.00	0.00	0.00	0.00	0.00	0.00
<b>Category 900 Total:</b>		<b>0.00</b>	<b>0.00</b>	<b>0.00</b>	<b>0.00</b>	<b>0.00</b>	<b>0.00</b>
<b>Fund 58 Total:</b>		<b>437,045.28</b>	<b>699,441.74</b>	<b>832,585.75</b>	<b>800,000.00</b>	<b>300,000.00</b>	<b>1,200,000.00</b>
<b>Report Total:</b>		<b>18,714,002.06</b>	<b>18,415,292.37</b>	<b>18,325,658.06</b>	<b>21,874,902.00</b>	<b>20,294,566.43</b>	<b>21,111,057.50</b>

-This Page Intentionally Left Blank-

# Department/Division Expenditures



# CITY MANAGER DEPARTMENT

**The City of Arkansas City strives to provide a high quality of life for its citizens by furnishing a variety of efficient services in a professional, courteous manner.**

**Arkansas City is a diverse community with a Commission/City Manager Form of Government providing services including police and fire protection, water and sanitation, preservation of built and natural environment to over 12,000 citizens and an environment for economic growth.**

## Description

The City Manager budget represents the expenses for executive management who is responsible for the performance and productivity of all other City Departments. This division includes the City Commission, City Manager, Management Assistant, Human Resource Manager, and an Administrative Assistant for human resources.

## Source of Funds

This Department is financed from the General Fund and supported by revenues from property taxes, motor vehicle taxes, franchise fees, liquor taxes, municipal court fines and fees, other user fees and business fund transfers.

Personnel	
2010	4
2011	5
2012	4
2013	3
2014	4

% of Total Funds Expenses	
Dept. Expenditures	Total GF Expenditures
\$ 389,130.00	\$ 8,815,482.00
4%	



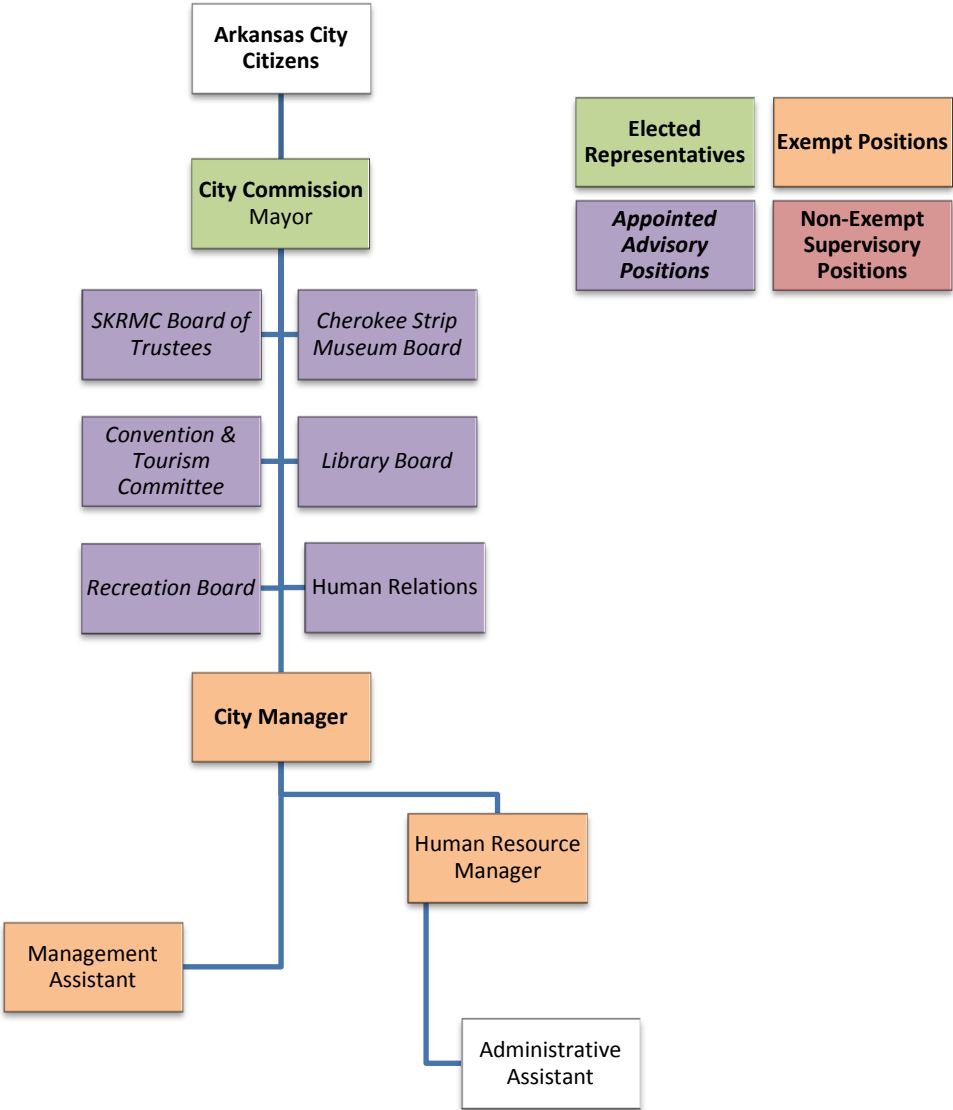
Performance Indicators					
	Target	2009	2010	2011	2012
Agenda Packets Delivered 3 Days Prior to Meeting	100%	88%	88%	88%	88%
Annual Budget is Published and Adopted on Time	100%	100%	100%	100%	100%
Promote Worker Safety- Measured by Workers Compensation Mod Rate	<1	1.43	1.21	1.09	1.08

## 2014 Major Goals/Projects

- 1) Enhance communication efforts with citizens through the implementation of mailings, surveys and a speakers bureau.
- 2) Improve hiring process.
- 3) Implement new human resource policy manual and condensed handbook for frontline staff.

# CITY MANAGER DEPARTMENT

## 2014 Organization Chart





City of Arkansas City, Kansas

		2010 Actual	2011 Actual	2012 Actual	2013 Adopted Budget	2013 Working Budget	2014 Adopted Budget
<b>Department: 203 - City Manager</b>							
<b>Category: 500 - Personnel Services</b>							
<b>Object: 5100 - Full Time Salary</b>							
<a href="#">01-203-5100</a>	Full Time Salary	46,103.12	60,538.07	46,738.79	204,000.00	226,350.00	275,390.00
<a href="#">16-203-5100</a>	Full Time Salary	89,621.56	116,531.67	93,477.46	0.00	0.00	0.00
<a href="#">18-203-5100</a>	Full Time Salary	89,621.56	116,531.67	93,477.46	0.00	0.00	0.00
<a href="#">19-203-5100</a>	Full Time Salary	24,894.84	32,369.94	25,966.16	0.00	0.00	0.00
<b>Object: 5101 - Part Time Salary</b>							
<a href="#">01-203-5101</a>	Part Time Salary	0.00	0.00	0.00	0.00	0.00	0.00
<a href="#">16-203-5101</a>	Part Time Salary	0.00	0.00	0.00	0.00	0.00	0.00
<a href="#">18-203-5101</a>	Part Time Salary	0.00	0.00	0.00	0.00	0.00	0.00
<a href="#">19-203-5101</a>	Part Time Salary	0.00	0.00	0.00	0.00	0.00	0.00
<b>Object: 5102 - Overtime Salary</b>							
<a href="#">01-203-5102</a>	Overtime Salary	1,538.09	2,413.39	297.75	0.00	265.00	0.00
<a href="#">16-203-5102</a>	Overtime Salary	3,076.15	4,826.81	595.49	0.00	0.00	0.00
<a href="#">18-203-5102</a>	Overtime Salary	3,076.15	4,826.81	595.49	0.00	0.00	0.00
<a href="#">19-203-5102</a>	Overtime Salary	854.52	1,340.85	165.43	0.00	0.00	0.00
<b>Object: 5103 - SS/Medi Taxes</b>							
<a href="#">01-203-5103</a>	SS/Medi Taxes	3,580.48	4,678.00	3,470.28	15,000.00	17,200.00	21,100.00
<a href="#">16-203-5103</a>	SS/Medi Taxes	6,971.27	9,020.59	6,941.40	0.00	0.00	0.00
<a href="#">18-203-5103</a>	SS/Medi Taxes	6,971.27	9,020.59	6,941.40	0.00	0.00	0.00
<a href="#">19-203-5103</a>	SS/Medi Taxes	1,936.12	2,505.48	1,927.97	0.00	0.00	0.00
<b>Object: 5105 - Retirement</b>							
<a href="#">01-203-5105</a>	Retirement	1,811.35	1,860.00	427.40	9,000.00	0.00	0.00
<a href="#">16-203-5105</a>	Retirement	3,622.60	3,671.11	564.90	0.00	0.00	0.00
<a href="#">18-203-5105</a>	Retirement	3,622.60	3,671.11	564.90	0.00	0.00	0.00
<a href="#">19-203-5105</a>	Retirement	1,006.13	1,019.77	156.96	0.00	0.00	0.00
<b>Object: 5106 - KPERS</b>							
<a href="#">01-203-5106</a>	KPERS	3,295.92	2,932.14	3,830.32	19,500.00	19,500.00	27,100.00
<a href="#">16-203-5106</a>	KPERS	6,400.84	5,532.40	7,660.81	0.00	0.00	0.00
<a href="#">18-203-5106</a>	KPERS	6,400.84	5,532.40	7,660.81	0.00	0.00	0.00
<a href="#">19-203-5106</a>	KPERS	1,777.87	1,536.69	2,127.70	0.00	0.00	0.00
<b>Object: 5111 - Life Insurance</b>							
<a href="#">01-203-5111</a>	Life Insurance	35.77	25.42	29.50	150.00	150.00	155.00
<a href="#">16-203-5111</a>	Life Insurance	-22.47	48.70	58.91	0.00	0.00	0.00
<a href="#">18-203-5111</a>	Life Insurance	28.83	48.70	58.91	0.00	0.00	0.00
<a href="#">19-203-5111</a>	Life Insurance	8.03	13.58	16.48	0.00	0.00	0.00
<b>Object: 5112 - Medical/Dental Insurance</b>							
<a href="#">01-203-5112</a>	Medical/Dental Insurance	7,413.61	6,643.13	5,716.12	33,500.00	31,150.00	33,500.00
<a href="#">16-203-5112</a>	Medical/Dental Insurance	12,526.83	11,989.37	11,522.52	0.00	0.00	0.00
<a href="#">18-203-5112</a>	Medical/Dental Insurance	10,520.55	10,104.31	11,411.22	0.00	0.00	0.00
<a href="#">19-203-5112</a>	Medical/Dental Insurance	3,606.29	3,269.95	3,167.45	0.00	0.00	0.00
<b>Object: 5113 - Unemployment Insurance</b>							
<a href="#">01-203-5113</a>	Unemployment Insurance	166.68	464.19	260.19	1,100.00	1,100.00	1,520.00
<a href="#">16-203-5113</a>	Unemployment Insurance	308.71	817.08	520.56	0.00	0.00	0.00
<a href="#">18-203-5113</a>	Unemployment Insurance	296.52	826.08	520.56	0.00	0.00	0.00
<a href="#">19-203-5113</a>	Unemployment Insurance	93.33	246.87	144.30	0.00	0.00	0.00
<b>Object: 5114 - Workers Comp</b>							
<a href="#">01-203-5114</a>	Workers Comp	157.68	-2,786.11	79.74	650.00	866.95	8,265.00

City of Arkansas City, Kansas

		2010 Actual	2011 Actual	2012 Actual	2013 Adopted Budget	2013 Working Budget	2014 Adopted Budget
<a href="#">16-203-5114</a>	Workers Comp	29,181.79	-3,338.54	98.00	0.00	0.00	0.00
<a href="#">18-203-5114</a>	Workers Comp	17,169.27	-1,038.54	228.00	0.00	0.00	0.00
<a href="#">19-203-5114</a>	Workers Comp	14,205.74	-2,362.93	66.00	0.00	0.00	0.00
	<b>Object: 5201 - Staffing Services</b>						
<a href="#">01-203-5201</a>	Staffing Services	66.21	0.00	0.00	0.00	0.00	0.00
	<b>Object: 5202 - Employment Services</b>						
<a href="#">01-203-5202</a>	Employment Services	110.00	0.00	26.60	100.00	301.37	100.00
	<b>Object: 5203 - Travel/ Meals/ Lodging</b>						
<a href="#">01-203-5203</a>	Travel/ Meals/ Lodging	3,552.64	1,702.90	3,998.34	5,000.00	3,276.86	3,500.00
	<b>Object: 5204 - Training/Seminars/Conferences</b>						
<a href="#">01-203-5204</a>	Training/Seminars/Conferences	1,515.10	449.00	1,555.35	2,500.00	3,175.20	7,000.00
	<b>Object: 5205 - Dues/Memberships</b>						
<a href="#">01-203-5205</a>	Dues/Memberships	3,004.12	110.00	240.00	3,500.00	1,500.00	2,500.00
	<b>Object: 5206 - Employee Appreciation</b>						
<a href="#">01-203-5206</a>	Employee Appreciation	299.59	100.00	319.45	0.00	0.00	0.00
	<b>Object: 5207 - Moving Expense</b>						
<a href="#">01-203-5207</a>	Transfer to Other Funds	0.00	7,246.08	0.00	0.00	0.00	0.00
	<b>Category 500 Total:</b>	<b>410,428.10</b>	<b>424,938.73</b>	<b>343,627.08</b>	<b>294,000.00</b>	<b>304,835.38</b>	<b>380,130.00</b>
	<b>Category: 600 - Contractual</b>						
	<b>Object: 6104 - Telephone</b>						
<a href="#">01-203-6104</a>	Telephone	917.57	956.96	981.47	1,700.00	1,300.00	1,000.00
	<b>Object: 6105 - Other Utility Services</b>						
<a href="#">01-203-6105</a>	Other Utility Services	190.60	0.00	0.00	0.00	0.00	0.00
	<b>Object: 6214 - Other Professional Services</b>						
<a href="#">01-203-6214</a>	Other Professional Services	5,190.67	2,657.32	371.48	2,500.00	1,000.00	1,000.00
	<b>Object: 6216 - Fidelity Bonds</b>						
<a href="#">01-203-6216</a>	Fidelity Bonds	0.00	0.00	0.00	0.00	0.00	0.00
	<b>Object: 6301 - Advertising</b>						
<a href="#">01-203-6301</a>	Advertising	2,391.75	2,427.94	720.14	1,500.00	1,162.04	1,000.00
	<b>Object: 6303 - License Fees</b>						
<a href="#">01-203-6303</a>	License Fees	0.00	0.00	0.00	0.00	0.00	0.00
	<b>Category 600 Total:</b>	<b>8,690.59</b>	<b>6,042.22</b>	<b>2,073.09</b>	<b>5,700.00</b>	<b>3,462.04</b>	<b>3,000.00</b>
	<b>Category: 710 - Commodities</b>						
	<b>Object: 7100 - Office Supplies/Publications</b>						
<a href="#">01-203-7100</a>	Office Supplies/Publications	5,118.09	1,585.53	2,362.61	3,500.00	1,500.00	2,000.00
	<b>Object: 7101 - Other Supplies/Tools</b>						
<a href="#">01-203-7101</a>	Other Supplies/Tools	2,592.73	1,371.63	85.04	1,500.00	1,500.00	1,000.00
	<b>Object: 7102 - Clothing/Uniforms</b>						
<a href="#">01-203-7102</a>	Clothing/Uniforms	0.00	209.19	468.90	500.00	100.00	300.00
	<b>Object: 7103 - Food Supply</b>						
<a href="#">01-203-7103</a>	Food Supply	1,871.78	531.91	507.28	0.00	0.00	0.00
	<b>Object: 7110 - Postage/Shipping</b>						
<a href="#">01-203-7110</a>	Postage/Shipping	224.35	188.20	136.33	800.00	150.00	200.00
	<b>Category 710 Total:</b>	<b>9,806.95</b>	<b>3,886.46</b>	<b>3,560.16</b>	<b>6,300.00</b>	<b>3,250.00</b>	<b>3,500.00</b>
	<b>Category: 740 - Capital Outlay</b>						
	<b>Object: 7405 - Machinery/Equipment</b>						
<a href="#">01-203-7405</a>	Machinery/Equipment	2,093.36	0.00	0.00	500.00	0.00	0.00
	<b>Object: 7406 - Office Equipment/Furniture</b>						
<a href="#">01-203-7406</a>	Office Equipment/Furniture	0.00	1,603.98	2,955.00	1,000.00	1,000.00	500.00
	<b>Object: 7504 - Computer Equipment</b>						
<a href="#">01-203-7504</a>	Computer Equipment	0.00	601.91	2,245.48	2,000.00	4,245.70	1,500.00

City of Arkansas City, Kansas

		2010 Actual	2011 Actual	2012 Actual	2013 Adopted Budget	2013 Working Budget	2014 Adopted Budget
<b>Object: 7505 - Computer Software</b>							
<a href="#">01-203-7505</a>	Computer Software	578.53	0.00	1,470.85	250.00	500.00	500.00
<b>Category 740 Total:</b>		<b>2,671.89</b>	<b>2,205.89</b>	<b>6,671.33</b>	<b>3,750.00</b>	<b>5,745.70</b>	<b>2,500.00</b>
<b>Category: 800 - Transfers</b>							
<b>Object: 8001 - Transfer to ERF</b>							
<a href="#">01-203-8001</a>	Transfer to ERF	0.00	0.00	0.00	0.00	0.00	0.00
<b>Category 800 Total:</b>		<b>0.00</b>	<b>0.00</b>	<b>0.00</b>	<b>0.00</b>	<b>0.00</b>	<b>0.00</b>
<b>Department 203 Total:</b>		<b>431,597.53</b>	<b>437,073.30</b>	<b>355,931.66</b>	<b>309,750.00</b>	<b>317,293.12</b>	<b>389,130.00</b>
<b>Report Total:</b>		<b>431,597.53</b>	<b>437,073.30</b>	<b>355,931.66</b>	<b>309,750.00</b>	<b>317,293.12</b>	<b>389,130.00</b>

## LEGAL DIVISION

**The City of Arkansas City Legal Division provides timely, accurate, professional services upon request by the City Manager, City Commission, and Department Heads.**

**Arkansas City is a diverse community with a Commission/City Manager Form of Government providing services including police and fire protection, water and sanitation, preservation of built and natural environment to over 12,000 citizens and an environment for economic growth.**

### Description

The Legal budget represents the salary of one part-time, off-site City Attorney; City Attorney equipment, office, legal resources and support staff of \$14,000, with excess costs paid by the part-time City Attorney. This budget further pays the invoices of outside law firms, including attorneys specializing in specific areas of law and the firm of the part-time City Attorney, for additional services

### Source of Funds

This Department is financed from the General Fund and supported by revenues from property taxes, motor vehicle taxes, franchise fees, liquor taxes, municipal court fines and fees , other user fees and business fund

Personnel	
2010	0.5
2011	0.5
2012	0.5
2013	0.5
2014	0.5

% of Total Funds Expenses	
Dept. Expenditures	Total GF Expenditures
\$ 128,940.00	\$ 8,815,482.00
1%	



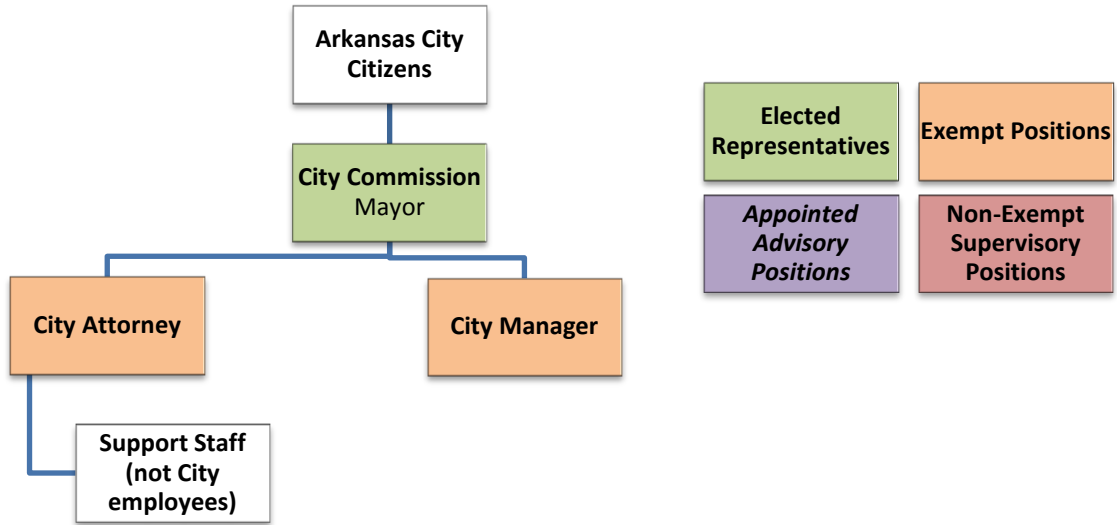
	Performance Indicators				
	Target	2009	2010	2011	2012
Maintain current knowledge of all applicable laws	100%	100%	100%	100%	100%
Accurate, timely opinions provided upon request	100%	100%	100%	100%	100%
All projects completed as requested	100%	100%	100%	100%	100%
Criminal prosecutions compliant with law	100%	100%	100%	100%	100%
Serve community professionally	100%	100%	100%	100%	100%

### 2014 Goals and Projects

- 1) Research and recommendation regarding contracts with other taxing entities to eliminate city subsidizing (such as police/fire services outside of city limits and sale of water outside of city limits; and city/county partnerships )
- 2) Research and recommendation regarding increasing the city's valuation, including: (a) undervaluation of real estate ; (b) annexation of islands within City limits
- 3) Acquisition of property for proposed location of water treatment plant
- 4) Analysis and recommendation of City policies/code that will reduce City expenditures and/or reduce the loss of City funds/services (such as water billing and payment policies)
- 5) Research and recommendation on divestment of excess city properties that should be owned by different/larger taxing entities or that should be transferred or sold, including deed restrictions that prohibit transfer/require maintenance.

# LEGAL DIVISION

## 2014 Organization Chart



City of Arkansas City, Kansas

		2010 Actual	2011 Actual	2012 Actual	2013 Adopted Budget	2013 Working Budget	2014 Adopted Budget
<b>Department: 205 - Legal Counsel</b>							
<b>Category: 500 - Personnel Services</b>							
<b>Object: 5100 - Full Time Salary</b>							
<a href="#">01-205-5100</a>	Full Time Salary	15,492.75	15,656.72	15,584.78	65,000.00	62,000.00	65,000.00
<a href="#">16-205-5100</a>	Full Time Salary	14,812.04	15,195.22	15,584.78	0.00	0.00	0.00
<a href="#">18-205-5100</a>	Full Time Salary	14,812.04	15,195.22	15,584.78	0.00	0.00	0.00
<a href="#">19-205-5100</a>	Full Time Salary	14,811.89	15,195.34	15,584.57	0.00	0.00	0.00
<b>Object: 5103 - SS/Medi Taxes</b>							
<a href="#">01-205-5103</a>	SS/Medi Taxes	1,187.56	1,152.00	1,193.29	5,000.00	4,800.00	5,000.00
<a href="#">16-205-5103</a>	SS/Medi Taxes	1,136.24	1,117.05	1,193.29	0.00	0.00	0.00
<a href="#">18-205-5103</a>	SS/Medi Taxes	1,136.24	1,117.05	1,193.29	0.00	0.00	0.00
<a href="#">19-205-5103</a>	SS/Medi Taxes	1,136.24	1,116.98	1,193.59	0.00	0.00	0.00
<b>Object: 5105 - Retirement</b>							
<a href="#">01-205-5105</a>	Retirement	25.00	0.00	0.00	0.00	0.00	0.00
<a href="#">16-205-5105</a>	Retirement	25.00	0.00	0.00	0.00	0.00	0.00
<a href="#">18-205-5105</a>	Retirement	25.00	0.00	0.00	0.00	0.00	0.00
<a href="#">19-205-5105</a>	Retirement	25.00	0.00	0.00	0.00	0.00	0.00
<b>Object: 5106 - KPERS</b>							
<a href="#">01-205-5106</a>	KPERS	1,070.72	1,171.25	1,267.35	6,000.00	5,350.00	6,400.00
<a href="#">16-205-5106</a>	KPERS	1,022.13	1,135.87	1,267.35	0.00	0.00	0.00
<a href="#">18-205-5106</a>	KPERS	1,022.13	1,135.87	1,267.35	0.00	0.00	0.00
<a href="#">19-205-5106</a>	KPERS	1,022.13	1,135.83	1,267.11	0.00	0.00	0.00
<b>Object: 5111 - Life Insurance</b>							
<a href="#">01-205-5111</a>	Life Insurance	0.00	0.00	0.00	0.00	0.00	0.00
<a href="#">16-205-5111</a>	Life Insurance	0.00	0.00	0.00	0.00	0.00	0.00
<a href="#">18-205-5111</a>	Life Insurance	0.00	0.00	0.00	0.00	0.00	0.00
<a href="#">19-205-5111</a>	Life Insurance	0.00	0.00	0.00	0.00	0.00	0.00
<b>Object: 5112 - Medical/Dental Insurance</b>							
<a href="#">01-205-5112</a>	Medical/Dental Insurance	0.00	0.00	0.00	0.00	0.00	0.00
<b>Object: 5113 - Unemployment Insurance</b>							
<a href="#">01-205-5113</a>	Unemployment Insurance	55.82	120.23	83.89	400.00	340.00	360.00
<a href="#">16-205-5113</a>	Unemployment Insurance	49.31	103.65	83.89	0.00	0.00	0.00
<a href="#">18-205-5113</a>	Unemployment Insurance	47.32	104.65	83.89	0.00	0.00	0.00
<a href="#">19-205-5113</a>	Unemployment Insurance	53.58	112.62	83.46	0.00	0.00	0.00
<b>Object: 5114 - Workers Comp</b>							
<a href="#">01-205-5114</a>	Workers Comp	46.34	-718.14	50.00	200.00	173.39	205.00
<a href="#">16-205-5114</a>	Workers Comp	44.42	-438.52	50.00	0.00	0.00	0.00
<a href="#">18-205-5114</a>	Workers Comp	44.42	-137.52	50.00	0.00	0.00	0.00
<a href="#">19-205-5114</a>	Workers Comp	44.42	-1,112.60	48.00	0.00	0.00	0.00
<b>Object: 5203 - Travel/ Meals/ Lodging</b>							
<a href="#">01-205-5203</a>	Travel/ Meals/ Lodging	926.73	236.34	156.07	1,000.00	500.00	500.00
<b>Object: 5204 - Training/Seminars/Conferences</b>							
<a href="#">01-205-5204</a>	Training/Seminars/Conferences	100.00	120.00	65.00	500.00	500.00	500.00
<b>Object: 5205 - Dues/Memberships</b>							
<a href="#">01-205-5205</a>	Dues/Memberships	700.00	705.00	630.00	725.00	765.00	725.00
<b>Category 500 Total:</b>		<b>70,874.47</b>	<b>69,420.11</b>	<b>73,565.73</b>	<b>78,825.00</b>	<b>74,428.39</b>	<b>78,690.00</b>
<b>Category: 600 - Contractual</b>							
<b>Object: 6104 - Telephone</b>							
<a href="#">01-205-6104</a>	Telephone	0.00	0.00	0.00	0.00	0.00	0.00

City of Arkansas City, Kansas

		2010 Actual	2011 Actual	2012 Actual	2013 Adopted Budget	2013 Working Budget	2014 Adopted Budget
<b>Object: 6210 - Legal Services</b>							
<a href="#">01-205-6210</a>	Legal Services	114,272.59	98,406.62	67,415.91	100,000.00	49,000.00	50,000.00
<a href="#">16-205-6210</a>	Legal Services	0.00	7,273.54	212,555.25	0.00	0.00	5,000.00
<a href="#">18-205-6210</a>	Legal Services	0.00	7,273.54	553.75	0.00	0.00	0.00
<a href="#">19-205-6210</a>	Legal Services	0.00	7,229.99	774.95	0.00	0.00	5,000.00
<b>Object: 6214 - Other Professional Services</b>							
<a href="#">01-205-6214</a>	Other Professional Services	48.96	666.83	277.05	0.00	0.00	0.00
<b>Object: 6217 - Contributions</b>							
<a href="#">29-205-6217</a>	Contributions	0.00	429.04	0.00	0.00	0.00	0.00
<b>Category 600 Total:</b>		<b>114,321.55</b>	<b>121,279.56</b>	<b>281,576.91</b>	<b>100,000.00</b>	<b>49,000.00</b>	<b>60,000.00</b>
<b>Category: 710 - Commodities</b>							
<b>Object: 7100 - Office Supplies/Publications</b>							
<a href="#">01-205-7100</a>	Office Supplies/Publications	246.00	188.75	107.40	250.00	250.00	250.00
<b>Object: 7110 - Postage/Shipping</b>							
<a href="#">01-205-7110</a>	Postage/Shipping	162.37	85.29	0.45	100.00	100.00	0.00
<b>Category 710 Total:</b>		<b>408.37</b>	<b>274.04</b>	<b>107.85</b>	<b>350.00</b>	<b>350.00</b>	<b>250.00</b>
<b>Department 205 Total:</b>		<b>185,604.39</b>	<b>190,973.71</b>	<b>355,250.49</b>	<b>179,175.00</b>	<b>123,778.39</b>	<b>138,940.00</b>
<b>Report Total:</b>		<b>185,604.39</b>	<b>190,973.71</b>	<b>355,250.49</b>	<b>179,175.00</b>	<b>123,778.39</b>	<b>138,940.00</b>

# FINANCE DEPARTMENT

**The City of Arkansas City Finance Department strives to provide an accurate and complete financial information, clerk duties, information technology, and customer service to other departments and the public in a professional, courteous manner.**

## Description

The Finance Department budget represents the expenses for executive management responsible for the performance of the procurement and execution of the government's finances and information technology requirements. This department includes the Finance Director, City Treasurer, Accounts Payable, Receivables, Payroll, Utility Billing, City Clerk and Information Technology Manager. Restructuring of the finance department began in 2012. Accounts payable and payroll (formerly under HR) were combined into one position and the Customer Service Manager position

## Source of Funds

This Department is financed from the General Fund and supported by revenues from property taxes, motor vehicle taxes, franchise fees, liquor taxes, municipal court fines and fees, other user fees and enterprise fund transfers.

Personnel	
2011	7*
2012	6.5*
2013	7*
2014	7*

\*Includes Account Clerks

% of Total Funds Expenses	
Dept. Expenditures	Total GF Expenditures
\$ 496,875	\$ 8,815,482.00
6%	



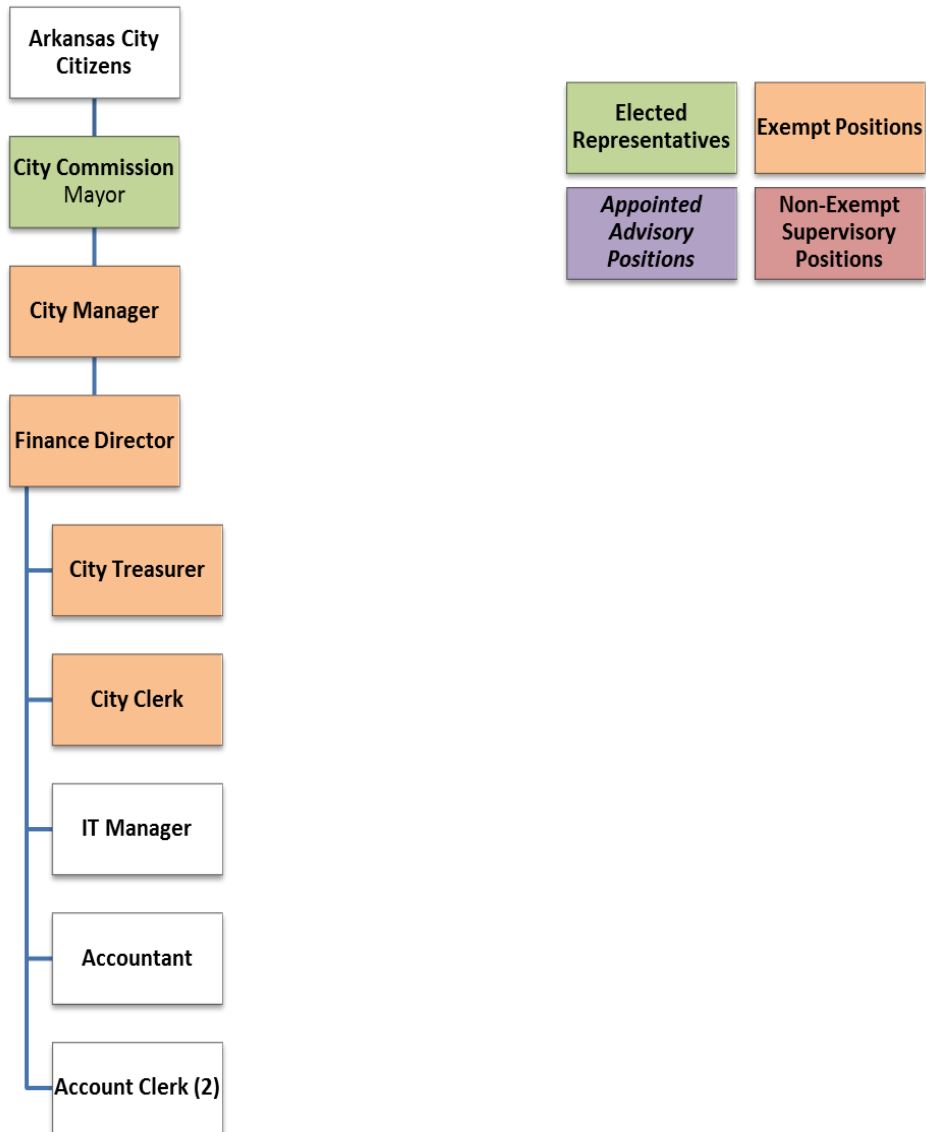
## 2014 Major Goals/Projects

- 1) Document and evaluate internal controls for all processes including grants.
- 2) Develop and adopt a purchasing policy.
- 3) Write a policy and procedure manual for payroll.
- 4) Evaluate utility rates.



# FINANCE DEPARTMENT

## 2014 Organization Chart



City of Arkansas City, Kansas

		2010 Actual	2011 Actual	2012 Actual	2013 Adopted Budget	2013 Working Budget	2014 Adopted Budget
<b>Department: 209 - Finance</b>							
<b>Category: 500 - Personnel Services</b>							
<b>Object: 5100 - Full Time Salary</b>							
<a href="#">01-209-5100</a>	Full Time Salary	77,247.97	63,516.05	53,486.23	277,000.00	263,260.00	265,400.00
<a href="#">16-209-5100</a>	Full Time Salary	154,495.76	126,658.08	113,117.41	0.00	0.00	0.00
<a href="#">18-209-5100</a>	Full Time Salary	154,495.76	126,658.08	113,117.41	0.00	0.00	0.00
<a href="#">19-209-5100</a>	Full Time Salary	42,915.08	35,187.67	31,421.41	0.00	0.00	0.00
<b>Object: 5101 - Part Time Salary</b>							
<a href="#">01-209-5101</a>	Part Time Salary	314.42	0.00	0.00	0.00	0.00	0.00
<a href="#">16-209-5101</a>	Part Time Salary	628.86	0.00	0.00	0.00	0.00	0.00
<a href="#">18-209-5101</a>	Part Time Salary	628.86	0.00	0.00	0.00	0.00	0.00
<a href="#">19-209-5101</a>	Part Time Salary	174.67	0.00	0.00	0.00	0.00	0.00
<b>Object: 5102 - Overtime Salary</b>							
<a href="#">01-209-5102</a>	Overtime Salary	2,308.69	1,746.34	998.32	2,000.00	2,500.00	2,000.00
<a href="#">16-209-5102</a>	Overtime Salary	4,617.37	3,492.66	2,621.34	0.00	0.00	0.00
<a href="#">18-209-5102</a>	Overtime Salary	4,617.37	3,492.66	1,507.77	0.00	0.00	0.00
<a href="#">19-209-5102</a>	Overtime Salary	1,282.61	970.15	418.82	0.00	0.00	0.00
<b>Object: 5103 - SS/Medi Taxes</b>							
<a href="#">01-209-5103</a>	SS/Medi Taxes	5,789.16	4,555.72	4,268.28	21,500.00	19,400.00	20,500.00
<a href="#">16-209-5103</a>	SS/Medi Taxes	11,579.05	9,440.10	8,231.46	0.00	0.00	0.00
<a href="#">18-209-5103</a>	SS/Medi Taxes	11,579.05	8,732.96	8,852.56	0.00	0.00	0.00
<a href="#">19-209-5103</a>	SS/Medi Taxes	3,217.38	2,523.79	2,360.29	0.00	0.00	0.00
<b>Object: 5105 - Retirement</b>							
<a href="#">01-209-5105</a>	Retirement	154.00	1,400.00	0.00	0.00	0.00	0.00
<a href="#">16-209-5105</a>	Retirement	208.00	0.00	0.00	0.00	0.00	0.00
<a href="#">18-209-5105</a>	Retirement	108.00	0.00	0.00	0.00	0.00	0.00
<a href="#">19-209-5105</a>	Retirement	30.00	0.00	0.00	0.00	0.00	0.00
<b>Object: 5106 - KPERS</b>							
<a href="#">01-209-5106</a>	KPERS	5,257.55	4,595.78	4,447.60	25,200.00	23,500.00	26,305.00
<a href="#">16-209-5106</a>	KPERS	10,515.66	9,162.81	8,919.84	0.00	0.00	0.00
<a href="#">18-209-5106</a>	KPERS	10,515.66	9,162.80	8,829.74	0.00	0.00	0.00
<a href="#">19-209-5106</a>	KPERS	2,921.12	2,545.40	2,452.33	0.00	0.00	0.00
<b>Object: 5111 - Life Insurance</b>							
<a href="#">01-209-5111</a>	Life Insurance	75.07	49.26	40.43	200.00	180.00	190.00
<a href="#">16-209-5111</a>	Life Insurance	120.14	98.20	80.93	0.00	0.00	0.00
<a href="#">18-209-5111</a>	Life Insurance	63.37	98.19	80.02	0.00	0.00	0.00
<a href="#">19-209-5111</a>	Life Insurance	17.55	27.45	22.27	0.00	0.00	0.00
<b>Object: 5112 - Medical/Dental Insurance</b>							
<a href="#">01-209-5112</a>	Medical/Dental Insurance	12,902.56	9,271.05	1,538.49	33,700.00	35,000.00	40,210.00
<a href="#">16-209-5112</a>	Medical/Dental Insurance	22,582.93	18,124.94	14,515.81	0.00	0.00	0.00
<a href="#">18-209-5112</a>	Medical/Dental Insurance	18,961.83	15,429.97	14,356.52	0.00	0.00	0.00
<a href="#">19-209-5112</a>	Medical/Dental Insurance	6,498.16	4,924.54	3,983.21	0.00	0.00	0.00
<b>Object: 5113 - Unemployment Insurance</b>							
<a href="#">01-209-5113</a>	Unemployment Insurance	287.36	498.54	3,921.28	1,600.00	1,500.00	1,460.00
<a href="#">16-209-5113</a>	Unemployment Insurance	530.74	883.92	633.05	0.00	0.00	0.00
<a href="#">18-209-5113</a>	Unemployment Insurance	509.61	893.91	626.90	0.00	0.00	0.00
<a href="#">19-209-5113</a>	Unemployment Insurance	160.17	267.02	174.35	0.00	0.00	0.00
<b>Object: 5114 - Workers Comp</b>							
<a href="#">01-209-5114</a>	Workers Comp	234.55	-2,987.26	102.00	650.00	676.22	560.00

City of Arkansas City, Kansas

		2010 Actual	2011 Actual	2012 Actual	2013 Adopted Budget	2013 Working Budget	2014 Adopted Budget
<a href="#">16-209-5114</a>	Workers Comp	468.50	-3,741.89	210.00	0.00	0.00	0.00
<a href="#">18-209-5114</a>	Workers Comp	468.50	-1,241.90	210.00	0.00	0.00	0.00
<a href="#">19-209-5114</a>	Workers Comp	129.60	-2,602.15	58.00	0.00	0.00	0.00
<b>Object: 5201 - Staffing Services</b>							
<a href="#">01-209-5201</a>	Staffing Services	638.84	1,656.50	2.79	2,500.00	500.00	500.00
<a href="#">16-209-5201</a>	Staffing Services	637.24	643.76	0.00	0.00	0.00	0.00
<a href="#">18-209-5201</a>	Staffing Services	857.39	496.97	0.00	0.00	0.00	0.00
<a href="#">19-209-5201</a>	Staffing Services	729.91	509.92	0.00	0.00	0.00	0.00
<b>Object: 5202 - Employment Services</b>							
<a href="#">01-209-5202</a>	Employment Services	100.00	502.00	85.15	500.00	500.00	500.00
<a href="#">16-209-5202</a>	Employment Services	44.01	0.00	0.00	0.00	0.00	0.00
<a href="#">19-209-5202</a>	Employment Services	30.97	0.00	0.00	0.00	0.00	0.00
<b>Object: 5203 - Travel/ Meals/ Lodging</b>							
<a href="#">01-209-5203</a>	Travel/ Meals/ Lodging	1,626.70	2,488.37	1,484.55	3,000.00	1,815.18	2,000.00
<a href="#">16-209-5203</a>	Travel/ Meals/ Lodging	575.48	890.72	558.48	0.00	0.00	0.00
<b>Object: 5204 - Training/Seminars/Conferences</b>							
<a href="#">01-209-5204</a>	Training/Seminars/Conferences	1,997.06	1,052.85	1,406.02	5,500.00	2,000.00	5,000.00
<a href="#">16-209-5204</a>	Training/Seminars/Conferences	1,522.70	463.05	552.00	0.00	0.00	0.00
<a href="#">18-209-5204</a>	Training/Seminars/Conferences	1,506.21	463.05	552.00	0.00	0.00	0.00
<a href="#">19-209-5204</a>	Training/Seminars/Conferences	998.15	308.70	340.50	0.00	0.00	0.00
<b>Object: 5205 - Dues/Memberships</b>							
<a href="#">01-209-5205</a>	Dues/Memberships	4,934.84	2,736.89	1,075.93	6,000.00	1,500.00	5,000.00
<a href="#">16-209-5205</a>	Dues/Memberships	591.99	1,427.15	559.73	0.00	0.00	0.00
<a href="#">18-209-5205</a>	Dues/Memberships	592.01	1,427.17	559.75	0.00	0.00	0.00
<a href="#">19-209-5205</a>	Dues/Memberships	605.99	1,427.20	559.79	0.00	0.00	0.00
<b>Object: 5206 - Employee Appreciation</b>							
<a href="#">01-209-5206</a>	Employee Appreciation	2,834.55	2,723.97	2,308.57	0.00	0.00	0.00
<a href="#">16-209-5206</a>	Employee Appreciation	1,165.75	2,205.74	2,008.57	0.00	0.00	0.00
<a href="#">18-209-5206</a>	Employee Appreciation	1,107.88	2,205.73	1,508.57	0.00	0.00	0.00
<a href="#">19-209-5206</a>	Employee Appreciation	899.46	1,592.52	1,675.83	0.00	0.00	0.00
<b>Category 500 Total:</b>		<b>593,609.82</b>	<b>479,057.10</b>	<b>420,842.30</b>	<b>379,350.00</b>	<b>352,331.40</b>	<b>369,625.00</b>
<b>Category: 600 - Contractual</b>							
<b>Object: 6104 - Telephone</b>							
<a href="#">01-209-6104</a>	Telephone	1,078.18	1,290.74	1,357.61	4,800.00	6,400.00	6,000.00
<a href="#">16-209-6104</a>	Telephone	1,265.69	1,334.46	1,374.30	0.00	0.00	0.00
<a href="#">18-209-6104</a>	Telephone	1,265.69	1,334.47	1,374.34	0.00	0.00	0.00
<a href="#">19-209-6104</a>	Telephone	757.46	766.58	1,374.34	0.00	0.00	0.00
<b>Object: 6105 - Other Utility Services</b>							
<a href="#">01-209-6105</a>	Other Utility Services	4,840.75	2,888.57	13,272.99	14,000.00	14,000.00	15,500.00
<a href="#">16-209-6105</a>	Other Utility Services	3,253.50	2,610.56	976.67	0.00	0.00	0.00
<a href="#">18-209-6105</a>	Other Utility Services	3,253.50	2,610.56	976.67	0.00	0.00	0.00
<a href="#">19-209-6105</a>	Other Utility Services	2,289.50	2,224.97	976.67	0.00	0.00	0.00
<b>Object: 6210 - Legal Services</b>							
<a href="#">01-209-6210</a>	Legal Services	50,904.00	45,148.00	72.10	0.00	0.00	0.00
<b>Object: 6211 - Auditing</b>							
<a href="#">01-209-6211</a>	Auditing	8,556.56	4,437.50	11,000.00	32,500.00	22,500.00	35,000.00
<a href="#">16-209-6211</a>	Auditing	8,556.56	4,437.50	11,000.00	0.00	0.00	0.00
<a href="#">18-209-6211</a>	Auditing	8,556.56	4,437.50	11,000.00	0.00	0.00	0.00
<a href="#">19-209-6211</a>	Auditing	8,556.57	4,437.50	11,000.00	0.00	0.00	0.00

City of Arkansas City, Kansas

		2010 Actual	2011 Actual	2012 Actual	2013 Adopted Budget	2013 Working Budget	2014 Adopted Budget
<b>Object: 6214 - Other Professional Services</b>							
<a href="#">01-209-6214</a>	Other Professional Services	32,527.40	22,291.89	46,119.15	30,000.00	30,000.00	30,000.00
<a href="#">16-209-6214</a>	Other Professional Services	22,606.90	16,499.40	19,334.59	0.00	0.00	0.00
<a href="#">18-209-6214</a>	Other Professional Services	21,479.66	15,867.66	5,534.67	0.00	0.00	0.00
<a href="#">19-209-6214</a>	Other Professional Services	15,168.61	11,193.03	5,083.74	0.00	0.00	0.00
<b>Object: 6215 - Other Insurances</b>							
<a href="#">01-209-6215</a>	Other Insurances	23,082.64	33,911.34	40,172.53	7,500.00	7,500.00	0.00
<a href="#">16-209-6215</a>	Other Insurances	39,818.33	42,797.04	40,024.44	0.00	0.00	0.00
<a href="#">18-209-6215</a>	Other Insurances	37,578.53	42,797.04	40,024.44	0.00	0.00	0.00
<a href="#">19-209-6215</a>	Other Insurances	22,282.92	28,039.44	38,828.34	0.00	0.00	0.00
<b>Object: 6216 - Fidelity Bonds</b>							
<a href="#">01-209-6216</a>	Fidelity Bonds	1,649.00	91.00	186.26	1,500.00	1,500.00	2,000.00
<b>Object: 6217 - Contributions</b>							
<a href="#">01-209-6217</a>	Contributions	0.00	100.00	41.66	0.00	0.00	0.00
<b>Object: 6218 - Claims/Losses</b>							
<a href="#">16-209-6218</a>	Claims/Losses	0.00	0.00	0.00	0.00	0.00	0.00
<b>Object: 6301 - Advertising</b>							
<a href="#">01-209-6301</a>	Advertising	2,125.18	3,485.79	3,616.23	3,000.00	2,000.00	2,500.00
<a href="#">16-209-6301</a>	Advertising	884.10	935.69	1,013.71	0.00	0.00	0.00
<a href="#">18-209-6301</a>	Advertising	0.00	0.00	593.45	0.00	0.00	0.00
<a href="#">19-209-6301</a>	Advertising	0.00	0.00	593.45	0.00	0.00	0.00
<b>Object: 6302 - Equipment Rental</b>							
<a href="#">01-209-6302</a>	Equip Rental/Maintenance Contract	30.00	30.00	0.00	0.00	8,099.42	0.00
<a href="#">16-209-6302</a>	Equip Rental/Maintenance Contract	0.00	0.00	0.00	0.00	0.00	0.00
<a href="#">18-209-6302</a>	Equip Rental/Maintenance Contract	0.00	0.00	0.00	0.00	0.00	0.00
<a href="#">19-209-6302</a>	Equip Rental/Maintenance Contract	0.00	0.00	0.00	0.00	0.00	0.00
<b>Object: 6303 - License Fees</b>							
<a href="#">01-209-6303</a>	License Fees	0.00	615.67	320.00	1,000.00	334.50	1,000.00
<b>Object: 6305 - Service Charges</b>							
<a href="#">01-209-6305</a>	Service Charges	495.63	2,297.44	797.19	14,000.00	2,600.00	3,000.00
<a href="#">16-209-6305</a>	Service Charges	1,719.08	4,233.01	7,635.43	0.00	0.00	12,500.00
<a href="#">18-209-6305</a>	Service Charges	1,675.45	4,115.11	7,365.50	0.00	0.00	7,000.00
<a href="#">19-209-6305</a>	Service Charges	1,675.08	4,103.29	7,365.50	0.00	0.00	5,500.00
<b>Category 600 Total:</b>		<b>327,933.03</b>	<b>311,362.75</b>	<b>330,405.97</b>	<b>108,300.00</b>	<b>94,933.92</b>	<b>120,000.00</b>
<b>Category: 710 - Commodities</b>							
<b>Object: 7100 - Office Supplies/Publications</b>							
<a href="#">01-209-7100</a>	Office Supplies/Publications	8,037.69	8,665.62	8,897.61	15,000.00	9,000.00	10,000.00
<a href="#">16-209-7100</a>	Office Supplies/Publications	7,523.68	2,495.02	2,993.29	0.00	0.00	0.00
<a href="#">18-209-7100</a>	Office Supplies/Publications	6,627.89	2,536.53	2,719.69	0.00	0.00	0.00
<a href="#">19-209-7100</a>	Office Supplies/Publications	3,685.38	1,568.61	1,985.51	0.00	0.00	0.00
<b>Object: 7101 - Other Supplies/Tools</b>							
<a href="#">01-209-7101</a>	Other Supplies/Tools	3,245.77	901.39	3,335.23	2,000.00	2,000.00	2,000.00
<a href="#">16-209-7101</a>	Other Supplies/Tools	0.00	0.00	75.69	0.00	0.00	0.00
<a href="#">18-209-7101</a>	Other Supplies/Tools	0.00	15.91	91.62	0.00	0.00	0.00
<a href="#">19-209-7101</a>	Other Supplies/Tools	202.15	28.51	106.60	0.00	0.00	0.00
<b>Object: 7102 - Clothing/Uniforms</b>							
<a href="#">01-209-7102</a>	Clothing/Uniforms	0.00	0.00	16.85	0.00	903.24	250.00
<a href="#">16-209-7102</a>	Clothing/Uniforms	0.00	0.00	900.39	0.00	0.00	0.00
<a href="#">18-209-7102</a>	Clothing/Uniforms	0.00	0.00	0.00	0.00	0.00	0.00
<a href="#">19-209-7102</a>	Clothing/Uniforms	0.00	0.00	0.00	0.00	0.00	0.00

City of Arkansas City, Kansas

		2010 Actual	2011 Actual	2012 Actual	2013 Adopted Budget	2013 Working Budget	2014 Adopted Budget
<b>Object: 7103 - Food Supply</b>							
<a href="#">01-209-7103</a>	Food Supply	2,730.42	2,734.23	489.41	0.00	29.78	0.00
<b>Object: 7110 - Postage/Shipping</b>							
<a href="#">01-209-7110</a>	Postage/Shipping	6,189.80	6,351.64	5,847.92	25,000.00	5,200.00	5,000.00
<a href="#">16-209-7110</a>	Postage/Shipping	6,627.73	6,627.14	5,914.46	0.00	0.00	11,000.00
<a href="#">18-209-7110</a>	Postage/Shipping	6,628.13	6,627.14	5,914.46	0.00	0.00	3,000.00
<a href="#">19-209-7110</a>	Postage/Shipping	4,260.94	4,417.25	5,816.12	0.00	0.00	4,400.00
<b>Object: 7200 - Fuel/Oil</b>							
<a href="#">01-209-7200</a>	Fuel/Oil	0.00	0.00	0.00	0.00	20.00	0.00
<b>Object: 7204 - Building Materials/Repairs</b>							
<a href="#">18-209-7204</a>	Building Materials/Repairs	0.00	0.00	0.00	0.00	0.00	0.00
<b>Object: 7301 - Refunds</b>							
<a href="#">01-209-7301</a>	Refunds	0.00	0.00	0.00	0.00	0.00	0.00
<a href="#">18-209-7301</a>	Refunds	0.00	0.00	0.00	0.00	0.00	0.00
<a href="#">19-209-7301</a>	Refunds	0.00	0.00	0.00	0.00	0.00	0.00
<b>Object: 7303 - Other Taxes/Fees</b>							
<a href="#">01-209-7303</a>	Other Taxes/Fees	450.00	1,038.08	0.00	600.00	600.00	500.00
<b>Category 710 Total:</b>		<b>56,209.58</b>	<b>44,007.07</b>	<b>45,104.85</b>	<b>42,600.00</b>	<b>17,753.02</b>	<b>36,150.00</b>
<b>Category: 740 - Capital Outlay</b>							
<b>Object: 7400 - Buildings</b>							
<a href="#">19-209-7400</a>	Buildings	0.00	0.00	0.00	0.00	0.00	0.00
<b>Object: 7405 - Machinery/Equipment</b>							
<a href="#">01-209-7405</a>	Machinery/Equipment	676.92	0.00	0.00	0.00	0.00	0.00
<a href="#">16-209-7405</a>	Machinery/Equipment	320.00	0.00	0.00	0.00	0.00	0.00
<a href="#">18-209-7405</a>	Machinery/Equipment	88.00	0.00	0.00	0.00	0.00	0.00
<a href="#">19-209-7405</a>	Machinery/Equipment	320.00	0.00	0.00	0.00	0.00	0.00
<b>Object: 7406 - Office Equipment/Furniture</b>							
<a href="#">01-209-7406</a>	Office Equipment/Furniture	545.00	0.00	0.00	6,500.00	1,000.00	1,000.00
<a href="#">16-209-7406</a>	Office Equipment/Furniture	3,274.00	0.00	0.00	0.00	0.00	0.00
<a href="#">18-209-7406</a>	Office Equipment/Furniture	1,501.00	0.00	0.00	0.00	0.00	0.00
<a href="#">19-209-7406</a>	Office Equipment/Furniture	1,501.00	0.00	0.00	0.00	0.00	0.00
<b>Object: 7503 - Audio/Visual Equipment</b>							
<a href="#">01-209-7503</a>	Audio/Visual Equipment	0.00	0.00	0.00	500.00	0.00	500.00
<b>Object: 7504 - Computer Equipment</b>							
<a href="#">01-209-7504</a>	Computer Equipment	3,244.59	5,195.14	6,144.07	6,000.00	6,000.00	6,000.00
<a href="#">16-209-7504</a>	Computer Equipment	2,885.35	1,664.23	5,670.66	0.00	0.00	1,000.00
<a href="#">18-209-7504</a>	Computer Equipment	1,113.92	1,664.23	5,670.66	0.00	0.00	1,000.00
<a href="#">19-209-7504</a>	Computer Equipment	2,885.33	1,664.23	5,686.09	0.00	0.00	500.00
<b>Object: 7505 - Computer Software</b>							
<a href="#">01-209-7505</a>	Computer Software	2,646.32	3,182.99	9,163.09	7,500.00	7,500.00	7,500.00
<a href="#">16-209-7505</a>	Computer Software	7,311.26	3,153.00	6,099.58	0.00	0.00	18,000.00
<a href="#">18-209-7505</a>	Computer Software	7,311.25	3,153.00	6,097.31	0.00	0.00	12,000.00
<a href="#">19-209-7505</a>	Computer Software	4,774.68	3,153.00	6,099.58	0.00	0.00	7,000.00
<b>Object: 7600 - Depreciation</b>							
<a href="#">01-209-7600</a>	Depreciation	0.00	0.00	0.00	0.00	0.00	0.00
<b>Category 740 Total:</b>		<b>40,398.62</b>	<b>22,829.82</b>	<b>50,631.04</b>	<b>20,500.00</b>	<b>14,500.00</b>	<b>54,500.00</b>

		2010 Actual	2011 Actual	2012 Actual	2013 Adopted Budget	2013 Working Budget	2014 Adopted Budget
<b>Category: 800 - Transfers</b>							
<b>Object: 8001 - Transfer to ERF</b>							
<a href="#">01-209-8001</a>	Transfer to ERF	0.00	545.00	0.00	0.00	0.00	5,000.00
<b>Category 800 Total:</b>		<b>0.00</b>	<b>545.00</b>	<b>0.00</b>	<b>0.00</b>	<b>0.00</b>	<b>5,000.00</b>
<b>Department 209 Total:</b>		<b>1,018,151.05</b>	<b>857,801.74</b>	<b>846,984.16</b>	<b>550,750.00</b>	<b>479,518.34</b>	<b>585,275.00</b>
<b>Report Total:</b>		<b>1,018,151.05</b>	<b>857,801.74</b>	<b>846,984.16</b>	<b>550,750.00</b>	<b>479,518.34</b>	<b>585,275.00</b>

# MUNICIPAL COURT DIVISION

*The City of Arkansas City strives to provide a high quality of life for its citizens by furnishing a variety of efficient services in a professional, courteous manner.*

*The Municipal Court seeks to provide care and friendly service while enacting a fair and just court system for all residents in Arkansas City.*

## Description

The Municipal Court budget represents the expenses for court services including clerk duties and judge responsibilities for the prosecution and trial of municipal crimes. The division includes a manager and clerk.

Personnel	
2010	1
2011	1
2012	1.5
2013	2
2014	2

## Source of Funds

This division is financed from the General Fund and supported by revenues from property taxes, user fees, motor vehicle taxes, franchise fees, liquor taxes, municipal court fines and fees and enterprise fund transfers.

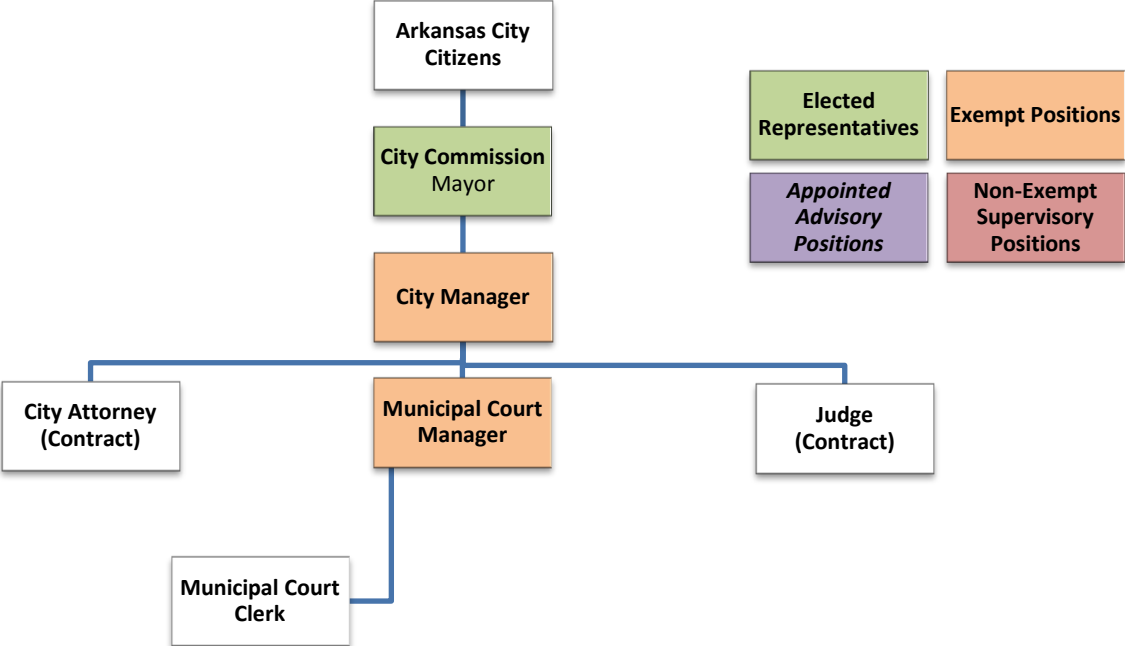
% of Total Funds Expenses	
Dept. Expenditures	Total Expenditures
\$ 180,567.00	\$ 8,815,482.00
2%	

## 2014 Major Goals/Projects

- 1) Complete back scanning of all cases prior to conversion to new software system.
- 2) To achieve a paperless model of operation.
- 3) Complete Municipal Code/Digiticket update.

# MUNICIPAL COURT DIVISION

## 2014 Organization Chart





City of Arkansas City, Kansas

		2010 Actual	2011 Actual	2012 Actual	2013 Adopted Budget	2013 Working Budget	2014 Adopted Budget
<b>Department: 204 - Court</b>							
<b>Category: 500 - Personnel Services</b>							
<b>Object: 5100 - Full Time Salary</b>							
<a href="#">01-204-5100</a>	Full Time Salary	0.00	0.00	67,329.23	75,500.00	75,600.00	76,850.00
<b>Object: 5101 - Part Time Salary</b>							
<a href="#">01-204-5101</a>	Part Time Salary	0.00	0.00	0.00	0.00	0.00	0.00
<b>Object: 5102 - Overtime Salary</b>							
<a href="#">01-204-5102</a>	Overtime Salary	0.00	0.00	817.31	500.00	500.00	300.00
<b>Object: 5103 - SS/Medi Taxes</b>							
<a href="#">01-204-5103</a>	SS/Medi Taxes	0.00	0.00	5,055.56	6,000.00	5,533.00	5,905.00
<b>Object: 5105 - Retirement</b>							
<a href="#">01-204-5105</a>	Retirement	0.00	0.00	0.00	0.00	0.00	0.00
<b>Object: 5106 - KPERS</b>							
<a href="#">01-204-5106</a>	KPERS	0.00	0.00	5,546.66	7,000.00	6,550.00	7,591.00
<b>Object: 5111 - Life Insurance</b>							
<a href="#">01-204-5111</a>	Life Insurance	0.00	0.00	66.22	100.00	70.00	76.00
<b>Object: 5112 - Medical/Dental Insurance</b>							
<a href="#">01-204-5112</a>	Medical/Dental Insurance	0.00	891.41	9,103.48	9,200.00	13,500.00	15,120.00
<b>Object: 5113 - Unemployment Insurance</b>							
<a href="#">01-204-5113</a>	Unemployment Insurance	0.00	0.00	375.40	450.00	450.00	425.00
<b>Object: 5114 - Workers Comp</b>							
<a href="#">01-204-5114</a>	Workers Comp	0.00	0.00	59.45	200.00	138.71	170.00
<b>Object: 5201 - Staffing Services</b>							
<a href="#">01-204-5201</a>	Staffing Services	0.00	0.00	0.00	0.00	0.00	0.00
<b>Object: 5203 - Travel/ Meals/ Lodging</b>							
<a href="#">01-204-5203</a>	Travel/ Meals/ Lodging	151.10	216.24	408.31	250.00	317.07	400.00
<b>Object: 5204 - Training/Seminars/Conferences</b>							
<a href="#">01-204-5204</a>	Training/Seminars/Conferences	0.00	69.36	50.00	150.00	150.00	300.00
<a href="#">53-204-5204</a>	Training/Seminars/Conferences	100.00	0.00	0.00	0.00	0.00	0.00
<b>Object: 5205 - Dues/Memberships</b>							
<a href="#">01-204-5205</a>	Dues/Memberships	0.00	125.00	125.00	125.00	125.00	100.00
<b>Category 500 Total:</b>		<b>251.10</b>	<b>1,302.01</b>	<b>88,936.62</b>	<b>99,475.00</b>	<b>102,933.78</b>	<b>107,237.00</b>
<b>Category: 600 - Contractual</b>							
<b>Object: 6104 - Telephone</b>							
<a href="#">01-204-6104</a>	Telephone	0.00	0.00	0.00	0.00	359.14	330.00
<b>Object: 6210 - Legal Services</b>							
<a href="#">01-204-6210</a>	Legal Services	1,278.00	13,362.00	786.76	500.00	500.00	500.00
<b>Object: 6212 - Payments to Contractors</b>							
<a href="#">01-204-6212</a>	Payments to Contractors	0.00	0.00	0.00	0.00	0.00	0.00
<a href="#">53-204-6212</a>	Payments to Contractors	0.00	0.00	0.00	0.00	0.00	0.00
<b>Object: 6213 - Translation Services</b>							
<a href="#">01-204-6213</a>	Translation Services	0.00	0.00	3,236.25	3,500.00	3,500.00	3,500.00
<b>Object: 6214 - Other Professional Services</b>							
<a href="#">01-204-6214</a>	Other Professional Services	2.04	1,546.55	733.75	0.00	96.25	0.00
<a href="#">53-204-6214</a>	Other Professional Services	0.00	0.00	10,251.73	0.00	0.00	0.00
<b>Object: 6216 - Fidelity Bonds</b>							
<a href="#">01-204-6216</a>	Fidelity Bonds	0.00	0.00	0.00	0.00	0.00	0.00
<b>Object: 6301 - Advertising</b>							
<a href="#">01-204-6301</a>	Advertising	0.00	0.00	634.80	0.00	250.00	0.00
<b>Object: 6305 - Service Charges</b>							
<a href="#">01-204-6305</a>	Service Charges	0.00	0.00	1,800.21	1,500.00	1,500.00	0.00
<a href="#">53-204-6305</a>	Service Charges	1,155.33	1,303.92	0.00	0.00	0.00	0.00

City of Arkansas City, Kansas

		2010 Actual	2011 Actual	2012 Actual	2013 Adopted Budget	2013 Working Budget	2014 Adopted Budget
<b>Object: 6401 - Appointed Attorney Fees</b>							
<a href="#">01-204-6401</a>	Appointed Attorney Fees	0.00	0.00	1,193.28	0.00	160.00	0.00
<b>Object: 6402 - Restitution</b>							
<a href="#">53-204-6402</a>	Restitution	12,061.87	6,680.09	11,069.04	0.00	0.00	0.00
<b>Object: 6403 - Judge Fees</b>							
<a href="#">01-204-6403</a>	Judge Fees	0.00	0.00	53,080.00	50,000.00	52,500.00	67,000.00
<a href="#">53-204-6403</a>	Judges Fees	1,072.49	867.50	0.00	0.00	0.00	0.00
<b>Object: 6404 - Court Bond Refund</b>							
<a href="#">01-204-6404</a>	Court Bond Refund	0.00	0.00	0.00	0.00	0.00	0.00
<a href="#">53-204-6404</a>	Court Bond Refund	1,959.30	0.00	0.00	0.00	0.00	0.00
<b>Object: 6405 - DL Reinstatement</b>							
<a href="#">53-204-6405</a>	DL Reinstatement	17,710.83	20,465.80	0.00	0.00	0.00	0.00
<b>Object: 6406 - Law Enforce. Training Fees</b>							
<a href="#">53-204-6406</a>	Law Enforce. Training Fees	41,027.85	33,765.50	0.00	0.00	0.00	0.00
	<b>Category 600 Total:</b>	<b>76,267.71</b>	<b>77,991.36</b>	<b>82,785.82</b>	<b>55,500.00</b>	<b>58,865.39</b>	<b>71,330.00</b>
<b>Category: 710 - Commodities</b>							
<b>Object: 7100 - Office Supplies/Publications</b>							
<a href="#">01-204-7100</a>	Office Supplies/Publications	1,450.59	3,229.04	3,469.65	2,000.00	2,251.30	2,000.00
<b>Object: 7101 - Other Supplies/Tools</b>							
<a href="#">01-204-7101</a>	Other Supplies/Tools	0.00	0.00	0.00	0.00	15.90	0.00
<b>Object: 7102 - Clothing/Uniforms</b>							
<a href="#">01-204-7102</a>	Clothing/Uniforms	0.00	0.00	0.00	0.00	68.96	0.00
<b>Object: 7103 - Food Supply</b>							
<a href="#">01-204-7103</a>	Food Supply	13.44	20.25	0.00	0.00	0.00	0.00
<b>Object: 7108 - Laboratory Tests/Evaluations</b>							
<a href="#">01-204-7108</a>	Laboratory Tests/Evaluations	0.00	0.00	0.00	0.00	0.00	300.00
<a href="#">53-204-7108</a>	Laboratory Tests/Evaluations	13,190.00	10,805.00	6,652.27	0.00	0.00	0.00
<b>Object: 7110 - Postage/Shipping</b>							
<a href="#">01-204-7110</a>	Postage/Shipping	313.32	828.36	644.68	750.00	50.00	0.00
<b>Object: 7301 - Refunds</b>							
<a href="#">01-204-7301</a>	Refunds	0.00	0.00	27.00	0.00	0.00	0.00
<a href="#">53-204-7301</a>	Refunds	232.33	30.00	0.00	0.00	0.00	0.00
<b>Object: 7303 - Other Taxes/Fees</b>							
<a href="#">53-204-7303</a>	Other Taxes/Fees	0.00	0.00	56,728.76	0.00	0.00	0.00
	<b>Category 710 Total:</b>	<b>15,199.68</b>	<b>14,912.65</b>	<b>67,522.36</b>	<b>2,750.00</b>	<b>2,386.16</b>	<b>2,300.00</b>
<b>Category: 740 - Capital Outlay</b>							
<b>Object: 7405 - Machinery/Equipment</b>							
<a href="#">53-204-7405</a>	Machinery/Equipment	825.00	0.00	0.00	0.00	0.00	0.00
<b>Object: 7406 - Office Equipment/Furniture</b>							
<a href="#">01-204-7406</a>	Office Equipment/Furniture	0.00	0.00	0.00	0.00	0.00	0.00
<a href="#">53-204-7406</a>	Office Equipment/Furniture	0.00	8,614.80	0.00	0.00	0.00	0.00
<b>Object: 7504 - Computer Equipment</b>							
<a href="#">01-204-7504</a>	Computer Equipment	0.00	2,362.16	3,556.54	1,000.00	873.08	0.00
<b>Object: 7505 - Computer Software</b>							
<a href="#">01-204-7505</a>	Computer Software	0.00	335.00	725.52	500.00	6,586.33	0.00
	<b>Category 740 Total:</b>	<b>825.00</b>	<b>11,311.96</b>	<b>4,282.06</b>	<b>1,500.00</b>	<b>7,459.41</b>	<b>0.00</b>
<b>Category: 800 - Transfers</b>							
<b>Object: 8000 - Transfer to Other Fund</b>							
<a href="#">53-204-8000</a>	Transfer to Other Fund	468,516.12	558,729.91	0.00	0.00	0.00	0.00

		2010 Actual	2011 Actual	2012 Actual	2013 Adopted Budget	2013 Working Budget	2014 Adopted Budget
<b>Object: 8110 - Transfers to Other Agency</b>							
<a href="#">53-204-8110</a>	Transfers to Other Agency	1,230.00	4,801.00	0.00	0.00	0.00	0.00
<b>Category 800 Total:</b>		<b>469,746.12</b>	<b>563,530.91</b>	<b>0.00</b>	<b>0.00</b>	<b>0.00</b>	<b>0.00</b>
<b>Department 204 Total:</b>		<b>562,289.61</b>	<b>669,048.89</b>	<b>243,526.86</b>	<b>159,225.00</b>	<b>171,644.74</b>	<b>180,867.00</b>
<b>Report Total:</b>		<b>562,289.61</b>	<b>669,048.89</b>	<b>243,526.86</b>	<b>159,225.00</b>	<b>171,644.74</b>	<b>180,867.00</b>

# POLICE DEPARTMENT

The mission of the Arkansas City Police Department is to serve and protect all members of society without regard to race or social standing by utilizing all resources necessary to prevent crime, apprehend offenders, recover property, provide needed auxiliary services and maintain social order through carefully prescribed ethical and constitutional restrictions.

All of this will be accomplished by remaining open and honest and working humbly and diligently with the City of Arkansas City, other agencies, the criminal justice system and the great citizens of Arkansas City in order to reach our ultimate goal of protecting and preserving life.

## Description

The police department budget provides police protection to all citizens and businesses through patrol services, investigations, clerical and drug task force

## Source of Funds

This department is financed from the General Fund and supported by revenues from property taxes, special alcohol funds, other user fees, sales tax dollars and transfers from the business funds.

## Personnel

2010	37.5
2011	38.5
2012	38
2013	37.5
2014	29.5

## % of Total Funds Expenses

Dept. Expenditures	Total Expenditures
\$ 2,640,236.00	\$ 8,815,482.00
30%	



## Performance Indicators

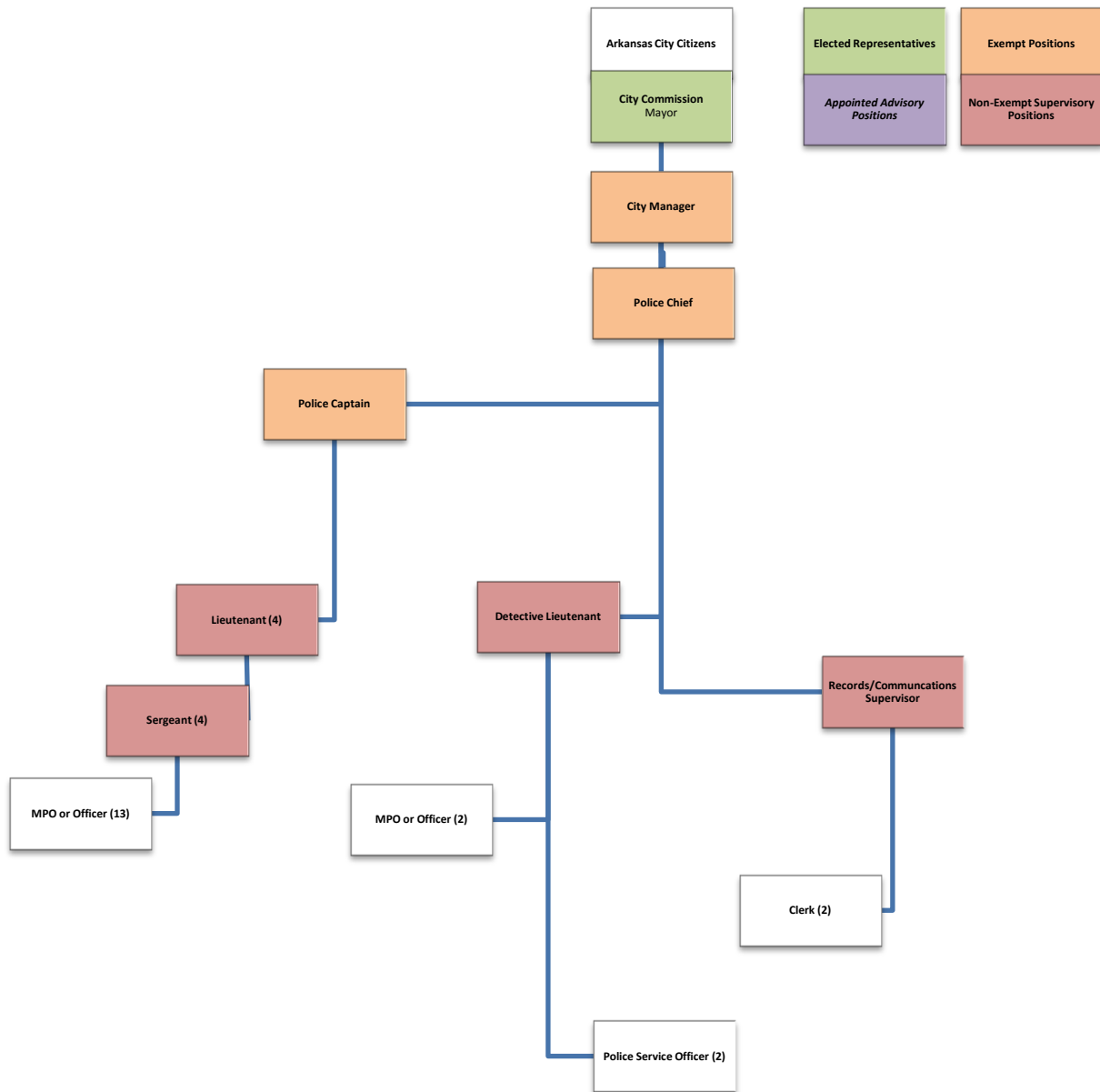
	Target	2009	2010	2011	2012
Property Crime Reduction (Theft, Burglary)	280	531	547	523	561
Accident Reduction	125	324	296	273	247
Focused Citations (DDACTS Zones)	4000	3,320	3647	3381	3543
Reduce Citizen Complaints (Customer Service)	0	6	0	0	3
DUI Arrests	150	68	113	136	100

## 2014 Major Goals/Projects

- 1) Reduce Burglaries by 50% in 2014.
- 2) Reduce Accidents by 50% in 2014.
- 3) Earn a Platinum Traffic Safety Award from KDOT in 2014.
- 4) Increase DUI arrests by 50% in 2014.
- 5) Train USD 470 and Cowley College in the ALICE approach to violent intruders.
- 6) Train as many Ark City women as possible in self defense.

# POLICE DEPARTMENT

## 2014 Organization Chart



City of Arkansas City, Kansas

		2010 Actual	2011 Actual	2012 Actual	2013 Adopted Budget	2013 Working Budget	2014 Adopted Budget
<b>Department: 421 - Law Enforcement</b>							
<b>Category: 500 - Personnel Services</b>							
<b>Object: 5100 - Full Time Salary</b>							
<a href="#">01-421-5100</a>	Full Time Salary	1,501,525.56	1,538,279.12	1,501,672.42	1,480,000.00	1,255,000.00	1,321,050.00
<b>Object: 5101 - Part Time Salary</b>							
<a href="#">01-421-5101</a>	Part Time Salary	61,579.70	64,130.76	72,942.22	71,000.00	43,000.00	0.00
<b>Object: 5102 - Overtime Salary</b>							
<a href="#">01-421-5102</a>	Overtime Salary	157,382.95	147,647.57	138,417.20	105,000.00	117,000.00	105,000.00
<b>Object: 5103 - SS/Medi Taxes</b>							
<a href="#">01-421-5103</a>	SS/Medi Taxes	125,512.38	122,594.70	125,664.40	127,000.00	111,862.00	111,475.00
<b>Object: 5105 - Retirement</b>							
<a href="#">01-421-5105</a>	Retirement	2,200.00	2,100.00	0.00	0.00	91,170.00	31,125.00
<b>Object: 5106 - KPERS</b>							
<a href="#">01-421-5106</a>	KPERS	32,754.46	32,912.31	27,711.81	30,000.00	23,000.00	10,460.00
<b>Object: 5107 - KPF</b>							
<a href="#">01-421-5107</a>	KPF	162,648.69	191,272.35	225,594.76	231,000.00	215,000.00	276,000.00
<b>Object: 5111 - Life Insurance</b>							
<a href="#">01-421-5111</a>	Life Insurance	1,778.99	1,430.10	1,239.10	1,400.00	1,100.00	1,185.00
<b>Object: 5112 - Medical/Dental Insurance</b>							
<a href="#">01-421-5112</a>	Medical/Dental Insurance	408,707.17	394,850.23	312,316.70	364,000.00	290,000.00	345,000.00
<b>Object: 5113 - Unemployment Insurance</b>							
<a href="#">01-421-5113</a>	Unemployment Insurance	6,066.48	12,796.27	12,941.93	10,000.00	8,500.00	7,266.00
<b>Object: 5114 - Workers Comp</b>							
<a href="#">01-421-5114</a>	Workers Comp	49,284.39	-33,043.15	33,517.40	42,500.00	31,088.83	35,000.00
<b>Object: 5201 - Staffing Services</b>							
<a href="#">01-421-5201</a>	Staffing Services	750.00	4,128.00	23,385.49	6,050.00	11,300.00	6,500.00
<b>Object: 5202 - Employment Services</b>							
<a href="#">01-421-5202</a>	Employment Services	2,512.32	5,420.81	7,263.57	3,900.00	7,300.00	3,500.00
<b>Object: 5203 - Travel/ Meals/ Lodging</b>							
<a href="#">01-421-5203</a>	Travel/ Meals/ Lodging	17,041.61	17,941.59	13,622.50	17,500.00	12,000.00	12,000.00
<a href="#">36-421-5203</a>	Travel/ Meals/ Lodging	0.00	0.00	0.00	0.00	0.00	0.00
<b>Object: 5204 - Training/Seminars/Conferences</b>							
<a href="#">01-421-5204</a>	Training/Seminars/Conferences	11,318.94	16,471.95	11,471.24	14,500.00	12,227.84	12,000.00
<a href="#">29-421-5204</a>	Training/Seminars/Conferences	0.00	0.00	990.00	0.00	0.00	0.00
<a href="#">36-421-5204</a>	Training/Seminars/Conferences	200.00	0.00	0.00	0.00	0.00	0.00
<b>Object: 5205 - Dues/Memberships</b>							
<a href="#">01-421-5205</a>	Dues/Memberships	7,459.81	1,521.15	3,706.50	5,400.00	2,000.00	2,500.00
<b>Object: 5206 - Employee Appreciation</b>							
<a href="#">01-421-5206</a>	Employee Appreciation	4,355.27	3,822.29	4,276.69	0.00	0.00	0.00
<b>Object: 5207 - Moving Expense</b>							
<a href="#">01-421-5207</a>	Moving Expense	0.00	0.00	0.00	0.00	0.00	0.00
<b>Category 500 Total:</b>		<b>2,553,078.72</b>	<b>2,524,276.05</b>	<b>2,516,733.93</b>	<b>2,509,250.00</b>	<b>2,231,548.67</b>	<b>2,280,061.00</b>
<b>Category: 600 - Contractual</b>							
<b>Object: 6102 - Electricity</b>							
<a href="#">01-421-6102</a>	Electricity	14,181.25	14,305.28	14,890.05	12,300.00	15,000.00	15,000.00
<b>Object: 6103 - Natural Gas</b>							
<a href="#">01-421-6103</a>	Natural Gas	1,173.37	1,388.31	1,261.86	1,400.00	3,600.00	1,350.00
<b>Object: 6104 - Telephone</b>							
<a href="#">01-421-6104</a>	Telephone	5,524.01	5,251.29	4,685.10	5,250.00	5,500.00	5,200.00
<b>Object: 6105 - Other Utility Services</b>							
<a href="#">01-421-6105</a>	Other Utility Services	2,554.72	3,346.82	6,721.30	6,200.00	6,000.00	6,400.00
<b>Object: 6213 - Translation Services</b>							
<a href="#">01-421-6213</a>	Translation Services	0.00	0.00	595.25	2,500.00	1,500.00	2,200.00

City of Arkansas City, Kansas

		2010 Actual	2011 Actual	2012 Actual	2013 Adopted Budget	2013 Working Budget	2014 Adopted Budget
<b>Object: 6214 - Other Professional Services</b>							
<a href="#">01-421-6214</a>	Other Professional Services	48,444.08	55,655.44	8,850.55	25,000.00	10,000.00	10,000.00
<a href="#">29-421-6214</a>	Other Professional Services	30.00	6,682.31	0.00	0.00	0.00	0.00
<a href="#">36-421-6214</a>	Other Professional Services	1,886.10	3,630.88	0.00	0.00	0.00	0.00
<b>Object: 6215 - Other Insurances</b>							
<a href="#">01-421-6215</a>	Other Insurances	0.00	0.00	0.00	14,902.00	15,524.93	18,600.00
<b>Object: 6216 - Fidelity Bonds</b>							
<a href="#">01-421-6216</a>	Fidelity Bonds	50.00	470.65	555.56	500.00	500.00	550.00
<b>Object: 6217 - Contributions</b>							
<a href="#">01-421-6217</a>	Contributions	0.00	50.00	165.00	0.00	0.00	0.00
<a href="#">29-421-6217</a>	Contributions	240.00	12,461.52	4,922.16	0.00	0.00	0.00
<a href="#">36-421-6217</a>	Contributions	0.00	540.00	175.00	0.00	0.00	0.00
<b>Object: 6218 - Claims/Losses</b>							
<a href="#">01-421-6218</a>	Claims/Losses	0.00	0.00	500.00	3,000.00	0.00	2,000.00
<b>Object: 6222 - Janitorial Services</b>							
<a href="#">01-421-6222</a>	Janitorial Services	11,849.25	10,305.14	11,690.00	10,000.00	5,700.00	6,000.00
<b>Object: 6224 - Animal Control Expense</b>							
<a href="#">01-421-6224</a>	Animal Control Expense	0.00	0.00	27,041.84	27,000.00	30,381.10	30,000.00
<b>Object: 6301 - Advertising</b>							
<a href="#">01-421-6301</a>	Advertising	1,935.40	1,796.14	4,681.18	2,200.00	2,200.00	2,300.00
<a href="#">36-421-6301</a>	Advertising	0.00	80.00	0.00	0.00	0.00	0.00
<b>Object: 6302 - Equipment Rental</b>							
<a href="#">01-421-6302</a>	Equip Rental/Maintenance Contract	10,951.32	7,799.34	8,061.15	9,000.00	8,000.00	8,000.00
<b>Object: 6303 - License Fees</b>							
<a href="#">01-421-6303</a>	License Fees	76.50	188.28	1,329.03	0.00	391.91	200.00
<b>Object: 6304 - Printing</b>							
<a href="#">01-421-6304</a>	Printing	1,109.95	878.65	365.93	900.00	900.00	500.00
<b>Object: 6306 - Other Rentals</b>							
<a href="#">01-421-6306</a>	Other Rentals	777.00	0.00	0.00	0.00	0.00	0.00
<b>Category 600 Total:</b>		<b>100,782.95</b>	<b>124,830.05</b>	<b>96,490.96</b>	<b>120,152.00</b>	<b>105,197.94</b>	<b>108,300.00</b>
<b>Category: 710 - Commodities</b>							
<b>Object: 7100 - Office Supplies/Publications</b>							
<a href="#">01-421-7100</a>	Office Supplies/Publications	13,489.62	10,877.88	12,166.98	12,500.00	6,500.00	8,000.00
<a href="#">36-421-7100</a>	Office Supplies/Publications	879.77	1,348.39	0.00	0.00	0.00	0.00
<b>Object: 7101 - Other Supplies/Tools</b>							
<a href="#">01-421-7101</a>	Other Supplies/Tools	18,828.77	15,869.99	19,954.72	23,500.00	15,000.00	15,000.00
<a href="#">29-421-7101</a>	Other Supplies/Tools	2,947.52	5,634.87	3,592.03	0.00	0.00	0.00
<a href="#">36-421-7101</a>	Other Supplies/Tools	1,657.25	3,319.14	2,241.99	0.00	0.00	0.00
<b>Object: 7102 - Clothing/Uniforms</b>							
<a href="#">01-421-7102</a>	Clothing/Uniforms	16,040.20	26,455.90	20,141.70	9,000.00	16,614.10	13,000.00
<a href="#">36-421-7102</a>	Clothing/Uniforms	0.00	1,464.05	594.00	0.00	0.00	0.00
<b>Object: 7103 - Food Supply</b>							
<a href="#">01-421-7103</a>	Food Supply	6,441.14	959.10	3,102.07	0.00	0.00	0.00
<a href="#">29-421-7103</a>	Food Supply	0.00	1,410.29	444.14	0.00	0.00	0.00
<a href="#">36-421-7103</a>	Food Supply	214.25	1,818.69	1,499.44	0.00	0.00	0.00
<b>Object: 7104 - Prisoner Food</b>							
<a href="#">01-421-7104</a>	Prisoner Food	11,235.00	18,330.50	16,061.75	11,500.00	15,552.00	15,800.00
<b>Object: 7105 - Prisoner Medical</b>							
<a href="#">01-421-7105</a>	Prisoner Medical	64.12	2,892.41	2,082.14	2,500.00	1,200.00	2,575.00
<b>Object: 7107 - Materials for Resale</b>							
<a href="#">36-421-7107</a>	Materials for Resale	1,017.26	0.00	0.00	0.00	0.00	0.00

City of Arkansas City, Kansas

		2010 Actual	2011 Actual	2012 Actual	2013 Adopted Budget	2013 Working Budget	2014 Adopted Budget
<b>Object: 7108 - Laboratory Tests/Evaluations</b>							
<a href="#">01-421-7108</a>	Laboratory Tests/Evaluations	1,216.24	0.00	0.00	0.00	0.00	0.00
<b>Object: 7110 - Postage/Shipping</b>							
<a href="#">01-421-7110</a>	Postage/Shipping	2,249.53	2,185.45	2,335.11	2,350.00	1,000.00	500.00
<b>Object: 7200 - Fuel/Oil</b>							
<a href="#">01-421-7200</a>	Fuel/Oil	46,334.06	61,632.19	62,292.28	62,000.00	60,000.00	64,000.00
<b>Object: 7201 - Equipment Repair/Parts/Maintenance</b>							
<a href="#">01-421-7201</a>	Equipment Repair/Parts/Maintena...	13,352.05	8,269.64	22,209.05	10,000.00	10,000.00	8,000.00
<b>Object: 7202 - Motor Vehicle Repair/Parts</b>							
<a href="#">01-421-7202</a>	Motor Vehicle Repair/Parts	23,451.18	27,053.01	32,651.03	29,400.00	29,400.00	20,000.00
<b>Object: 7204 - Building Materials/Repairs</b>							
<a href="#">01-421-7204</a>	Building Materials/Repairs	19,047.88	53,111.54	15,489.50	15,000.00	15,000.00	5,000.00
<b>Object: 7300 - Reimbursement</b>							
<a href="#">01-421-7300</a>	Reimbursement	0.00	6,209.00	0.00	0.00	0.00	0.00
<b>Object: 7301 - Refunds</b>							
<a href="#">29-421-7301</a>	Refunds	0.00	0.00	0.00	0.00	0.00	0.00
<b>Category 710 Total:</b>		<b>178,465.84</b>	<b>248,842.04</b>	<b>216,857.93</b>	<b>177,750.00</b>	<b>170,266.10</b>	<b>151,875.00</b>
<b>Category: 740 - Capital Outlay</b>							
<b>Object: 7402 - Capital Improvement</b>							
<a href="#">01-421-7402</a>	Capital Improvement	0.00	0.00	0.00	0.00	0.00	0.00
<b>Object: 7403 - Motor Vehicles</b>							
<a href="#">01-421-7403</a>	Motor Vehicles	0.00	44,412.00	11,995.00	77,000.00	77,190.00	25,000.00
<b>Object: 7405 - Machinery/Equipment</b>							
<a href="#">01-421-7405</a>	Machinery/Equipment	157,610.64	17,736.93	9,913.07	35,360.00	19,280.00	9,000.00
<a href="#">29-421-7405</a>	Machinery/Equipment	0.00	5,036.56	0.00	0.00	0.00	0.00
<b>Object: 7406 - Office Equipment/Furniture</b>							
<a href="#">01-421-7406</a>	Office Equipment/Furniture	7,475.00	824.24	1,468.10	4,200.00	4,000.00	0.00
<b>Object: 7502 - Communication Equipment</b>							
<a href="#">01-421-7502</a>	Communication Equipment	0.00	508.40	7,208.05	9,000.00	1,000.00	3,000.00
<b>Object: 7503 - Audio/Visual Equipment</b>							
<a href="#">01-421-7503</a>	Audio/Visual Equipment	0.00	769.98	2,977.72	17,100.00	18,394.00	20,000.00
<b>Object: 7504 - Computer Equipment</b>							
<a href="#">01-421-7504</a>	Computer Equipment	3,546.87	13,213.04	23,082.42	29,800.00	29,800.00	18,000.00
<b>Object: 7505 - Computer Software</b>							
<a href="#">01-421-7505</a>	Computer Software	9,225.71	12,822.57	29,700.86	54,500.00	30,000.00	25,000.00
<b>Object: 7600 - Depreciation</b>							
<a href="#">01-421-7600</a>	Depreciation	0.00	0.00	0.00	0.00	0.00	0.00
<b>Category 740 Total:</b>		<b>177,858.22</b>	<b>95,323.72</b>	<b>86,345.22</b>	<b>226,960.00</b>	<b>179,664.00</b>	<b>100,000.00</b>
<b>Category: 800 - Transfers</b>							
<b>Object: 8000 - Transfer to Other Fund</b>							
<a href="#">29-421-8000</a>	Transfer to Other Funds	0.00	0.00	773.41	0.00	0.00	0.00
<a href="#">36-421-8000</a>	Transfer to Other Fund	0.00	0.00	0.00	0.00	0.00	0.00
<b>Object: 8001 - Transfer to ERF</b>							
<a href="#">01-421-8001</a>	Transfer to ERF	0.00	0.00	0.00	0.00	0.00	0.00
<b>Object: 8002 - Transfer to CIP</b>							
<a href="#">01-421-8002</a>	Transfer to CIP	0.00	0.00	0.00	0.00	0.00	0.00
<b>Object: 8110 - Transfers to Other Agency</b>							
<a href="#">01-421-8110</a>	Transfers to Other Agency	44,905.00	0.00	0.00	0.00	0.00	0.00
<b>Category 800 Total:</b>		<b>44,905.00</b>	<b>0.00</b>	<b>773.41</b>	<b>0.00</b>	<b>0.00</b>	<b>0.00</b>
<b>Department 421 Total:</b>		<b>3,055,090.73</b>	<b>2,993,271.86</b>	<b>2,917,201.45</b>	<b>3,034,112.00</b>	<b>2,686,676.71</b>	<b>2,640,236.00</b>
<b>Report Total:</b>		<b>3,055,090.73</b>	<b>2,993,271.86</b>	<b>2,917,201.45</b>	<b>3,034,112.00</b>	<b>2,686,676.71</b>	<b>2,640,236.00</b>



## PARK AND FACILITIES DIVISION

**The City of Arkansas City Parks and Facilities Department works to provide a quality park and facility system that is available and accessible to all citizens . The department works with one advisory board to help create a more prosperous community as well as community facilities serving children and senior citizens.**

### Description

The Park and Facilities budget represents the expenses for the maintenance and improvement of public lands and facilities. The City currently maintains and operates several parks, fishing and recreational ponds, cemeteries, hike and bike trails, and departmental facilities. This division includes a director, maintenance workers, senior services and youth programming staff.

### Source of Funds

This Department is financed from the General Fund and supported by revenues from property taxes, motor vehicle taxes, franchise fees, liquor taxes, municipal court fines and fees , other user fees and enterprise fund transfers.

### Personnel

Personnel	
2010	10
2011	10
2012	10.5
2013	11.75
2014	11.75

### % of Total Funds Expenses

% of Total Funds Expenses	
Dept. Expenditures	Total Expenditures
\$ 1,250,035.00	\$ 8,815,482.00
14%	



### Performance Indicators

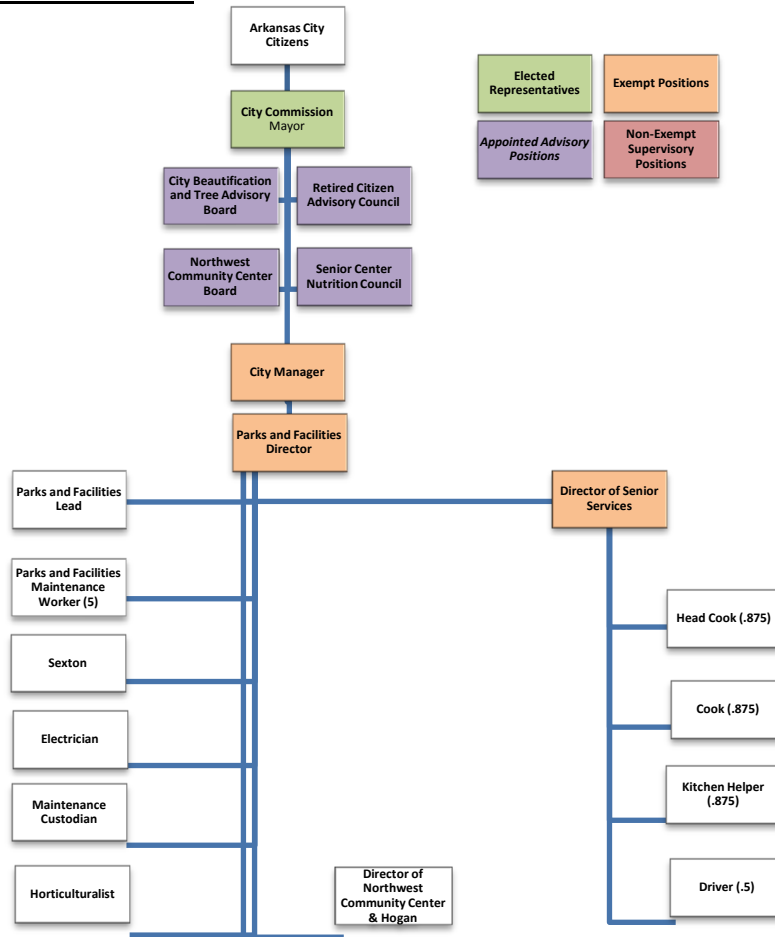
	Target	2009	2010	2011	2012
<b>Parks</b>					
General grounds maintenance. i.e. banners, flags, trash pick up, tree trimming. (DAYS)	235	140.75	202	223.75	225
Mowing, weedeating, edging parks and public grounds. (DAYS)	150	153.75	137.25	132.25	134
Set-up for events. (DAYS)	N/A	29	35	34	35
<b>Facilities</b>					
Electrical and plumbing issues. (DAYS)	<100	85.5	70	79.5	75
<b>Cemetery</b>					
Grave openings and closings. (QTY)	N/A	51	59	65	53
Headstone setting. (QTY)	N/A	24	36	46	42
Lot sales. (QTY)	N/A	23	32	25	28
Mowing and weedeating during the season. (DAYS)	N/A	141.5	159.5	158.5	158
<b>Northwest Community Center</b>					
Programming Weekly Attendance	60	119	142	151	130

# PARK AND FACILITIES DIVISION

## 2014 Major Goals/Projects

- 1) Replace sidewalk/drains at Public Library.
- 2) Tear down ball back stops and clean area at Sleeth Addition.
- 3) Install siding and windows at Hogan Memorial Building.
- 4) Complete space study of utility billing office and finance department at City Hall.

## 2013 Organization Chart



City of Arkansas City, Kansas

		2010 Actual	2011 Actual	2012 Actual	2013 Adopted Budget	2013 Working Budget	2014 Adopted Budget
<b>Department: 530 - Park &amp; Facilities</b>							
<b>Category: 500 - Personnel Services</b>							
<b>Object: 5100 - Full Time Salary</b>							
<a href="#">01-530-5100</a>	Full Time Salary	215,482.58	230,705.98	218,354.68	265,000.00	216,000.00	283,663.00
<b>Object: 5101 - Part Time Salary</b>							
<a href="#">01-530-5101</a>	Part Time Salary	0.00	0.00	0.00	15,500.00	15,600.00	0.00
<b>Object: 5102 - Overtime Salary</b>							
<a href="#">01-530-5102</a>	Overtime Salary	10,646.31	3,808.14	3,150.02	10,000.00	5,500.00	2,500.00
<b>Object: 5103 - SS/Medi Taxes</b>							
<a href="#">01-530-5103</a>	SS/Medi Taxes	15,975.37	15,955.70	15,755.59	22,500.00	16,740.00	22,600.00
<b>Object: 5105 - Retirement</b>							
<a href="#">01-530-5105</a>	Retirement	200.00	350.00	0.00	0.00	0.00	9,250.00
<b>Object: 5106 - KPERS</b>							
<a href="#">01-530-5106</a>	KPERS	15,632.57	17,539.89	17,246.67	26,500.00	20,560.00	29,070.00
<b>Object: 5111 - Life Insurance</b>							
<a href="#">01-530-5111</a>	Life Insurance	298.93	258.30	236.25	350.00	230.00	300.00
<b>Object: 5112 - Medical/Dental Insurance</b>							
<a href="#">01-530-5112</a>	Medical/Dental Insurance	81,790.58	89,227.87	84,777.74	109,000.00	85,046.00	109,000.00
<b>Object: 5113 - Unemployment Insurance</b>							
<a href="#">01-530-5113</a>	Unemployment Insurance	812.62	1,797.31	1,217.96	1,600.00	1,300.00	1,561.00
<b>Object: 5114 - Workers Comp</b>							
<a href="#">01-530-5114</a>	Workers Comp	8,012.41	-3,740.10	7,422.07	8,000.00	5,357.75	6,500.00
<b>Object: 5201 - Staffing Services</b>							
<a href="#">01-530-5201</a>	Staffing Services	19,870.24	53.20	17,493.25	22,000.00	19,085.00	20,000.00
<b>Object: 5202 - Employment Services</b>							
<a href="#">01-530-5202</a>	Employment Services	378.00	718.48	1,154.86	500.00	2,178.20	500.00
<b>Object: 5203 - Travel/ Meals/ Lodging</b>							
<a href="#">01-530-5203</a>	Travel/ Meals/ Lodging	188.68	227.51	235.28	3,000.00	1,500.00	800.00
<b>Object: 5204 - Training/Seminars/Conferences</b>							
<a href="#">01-530-5204</a>	Training/Seminars/Conferences	610.68	643.12	1,579.28	5,000.00	2,000.00	2,000.00
<b>Object: 5205 - Dues/Memberships</b>							
<a href="#">01-530-5205</a>	Dues/Memberships	120.00	245.31	0.00	500.00	250.00	250.00
<b>Object: 5206 - Employee Appreciation</b>							
<a href="#">01-530-5206</a>	Employee Appreciation	105.76	147.18	523.46	0.00	0.00	0.00
<b>Object: 5503 - Staffing Services</b>							
<a href="#">01-530-5503</a>	Staffing Services	0.00	0.00	0.00	0.00	0.00	0.00
<b>Category 500 Total:</b>		<b>370,124.73</b>	<b>357,937.89</b>	<b>369,147.11</b>	<b>489,450.00</b>	<b>391,346.95</b>	<b>487,994.00</b>
<b>Category: 600 - Contractual</b>							
<b>Object: 6102 - Electricity</b>							
<a href="#">01-530-6102</a>	Electricity	13,797.03	14,090.07	13,762.51	45,000.00	24,000.00	37,000.00
<b>Object: 6103 - Natural Gas</b>							
<a href="#">01-530-6103</a>	Natural Gas	4,168.11	3,583.44	2,329.29	25,000.00	15,000.00	15,000.00
<b>Object: 6104 - Telephone</b>							
<a href="#">01-530-6104</a>	Telephone	785.97	713.62	575.88	1,250.00	1,100.00	1,000.00
<b>Object: 6105 - Other Utility Services</b>							
<a href="#">01-530-6105</a>	Other Utility Services	0.00	570.73	1,406.55	1,250.00	1,200.00	1,250.00
<b>Object: 6212 - Payments to Contractors</b>							
<a href="#">01-530-6212</a>	Payments to Contractors	430.00	2,905.12	225.92	2,500.00	2,500.00	2,500.00
<b>Object: 6214 - Other Professional Services</b>							
<a href="#">01-530-6214</a>	Other Professional Services	2,607.42	2,932.66	4,852.39	6,000.00	6,000.00	6,000.00
<b>Object: 6215 - Other Insurances</b>							
<a href="#">01-530-6215</a>	Other Insurances	0.00	0.00	0.00	14,100.00	14,100.00	16,050.00

City of Arkansas City, Kansas

	2010 Actual	2011 Actual	2012 Actual	2013 Adopted Budget	2013 Working Budget	2014 Adopted Budget
<b>Object: 6218 - Claims/Losses</b>						
<a href="#">01-530-6218</a> Claims/Losses	0.00	544.27	541.17	0.00	0.00	0.00
<b>Object: 6222 - Janitorial Services</b>						
<a href="#">01-530-6222</a> Janitorial Services	0.00	0.00	0.00	5,000.00	1,300.00	2,000.00
<b>Object: 6301 - Advertising</b>						
<a href="#">01-530-6301</a> Advertising	0.00	736.55	618.80	500.00	1,100.00	500.00
<b>Object: 6302 - Equipment Rental</b>						
<a href="#">01-530-6302</a> Equip Rental/Maintenance Contract	791.72	1,133.10	35.64	1,700.00	2,326.04	3,000.00
<b>Object: 6303 - License Fees</b>						
<a href="#">01-530-6303</a> License Fees	161.00	103.50	52.28	0.00	52.47	0.00
<b>Category 600 Total:</b>	<b>22,741.25</b>	<b>27,313.06</b>	<b>24,400.43</b>	<b>102,300.00</b>	<b>68,678.51</b>	<b>84,300.00</b>
<b>Category: 710 - Commodities</b>						
<b>Object: 7100 - Office Supplies/Publications</b>						
<a href="#">01-530-7100</a> Office Supplies/Publications	485.74	368.85	470.85	700.00	500.00	500.00
<b>Object: 7101 - Other Supplies/Tools</b>						
<a href="#">01-530-7101</a> Other Supplies/Tools	24,279.91	24,355.34	23,902.01	36,000.00	31,517.74	30,000.00
<a href="#">20-530-7101</a> Other Supplies/Tools	13,300.00	10,800.00	7,900.00	17,692.00	17,692.00	19,395.00
<b>Object: 7102 - Clothing/Uniforms</b>						
<a href="#">01-530-7102</a> Clothing/Uniforms	5,474.61	5,700.39	6,535.53	6,000.00	6,000.00	6,000.00
<b>Object: 7103 - Food Supply</b>						
<a href="#">01-530-7103</a> Food Supply	933.31	1,029.64	658.44	0.00	0.00	0.00
<b>Object: 7106 - Chemicals</b>						
<a href="#">01-530-7106</a> Chemicals	11,496.65	5,366.59	7,877.58	15,000.00	15,500.00	15,000.00
<b>Object: 7110 - Postage/Shipping</b>						
<a href="#">01-530-7110</a> Postage/Shipping	57.55	101.51	105.17	50.00	50.00	50.00
<b>Object: 7200 - Fuel/Oil</b>						
<a href="#">01-530-7200</a> Fuel/Oil	20,162.20	24,396.02	24,276.89	25,000.00	22,000.00	25,000.00
<b>Object: 7201 - Equipment Repair/Parts/Maintenance</b>						
<a href="#">01-530-7201</a> Equipment Repair/Parts/Maintena...	9,561.88	16,222.92	11,142.41	13,500.00	13,500.00	13,500.00
<b>Object: 7202 - Motor Vehicle Repair/Parts</b>						
<a href="#">01-530-7202</a> Motor Vehicle Repair/Parts	6,822.68	5,917.91	10,835.70	7,000.00	6,000.00	6,500.00
<b>Object: 7203 - Motor Vehicle Maint/Supplies</b>						
<a href="#">01-530-7203</a> Motor Vehicle Maint/Supplies	0.00	0.00	0.00	0.00	0.00	0.00
<b>Object: 7204 - Building Materials/Repairs</b>						
<a href="#">01-530-7204</a> Building Materials/Repairs	9,957.79	12,449.05	8,933.74	34,000.00	30,000.00	30,000.00
<a href="#">29-530-7204</a> Building/Parks Materials/Repairs	0.00	0.00	2,108.56	0.00	0.00	0.00
<b>Object: 7205 - Street/Sidewalk Materials</b>						
<a href="#">01-530-7205</a> Street/Sidewalk Materials	1,230.81	231.15	5,139.42	5,000.00	5,000.00	5,000.00
<b>Object: 7306 - Insurance Repair/Replacement</b>						
<a href="#">01-530-7306</a> Insurance Repair/Replacement	0.00	0.00	1,972.18	0.00	0.00	0.00
<b>Category 710 Total:</b>	<b>103,763.13</b>	<b>106,939.37</b>	<b>111,858.48</b>	<b>159,942.00</b>	<b>147,759.74</b>	<b>150,945.00</b>
<b>Category: 740 - Capital Outlay</b>						
<b>Object: 7400 - Buildings</b>						
<a href="#">01-530-7400</a> Buildings	0.00	0.00	0.00	0.00	36,484.10	0.00
<b>Object: 7403 - Motor Vehicles</b>						
<a href="#">01-530-7403</a> Motor Vehicles	0.00	18,377.00	20,142.00	25,000.00	19,080.00	25,000.00
<b>Object: 7405 - Machinery/Equipment</b>						
<a href="#">01-530-7405</a> Machinery/Equipment	8,564.94	24,184.24	0.00	42,000.00	30,000.00	15,000.00
<a href="#">20-530-7405</a> Machinery/Equipment	0.00	0.00	0.00	0.00	0.00	0.00
<a href="#">54-530-7405</a> Machinery/Equipment	0.00	30,000.00	0.00	0.00	0.00	0.00
<b>Object: 7504 - Computer Equipment</b>						
<a href="#">01-530-7504</a> Computer Equipment	0.00	872.00	688.00	1,200.00	1,200.00	1,200.00

City of Arkansas City, Kansas

		2010 Actual	2011 Actual	2012 Actual	2013 Adopted Budget	2013 Working Budget	2014 Adopted Budget
<b>Object: 7505 - Computer Software</b>							
<a href="#">01-530-7505</a>	Computer Software	0.00	75.00	887.85	1,000.00	500.00	500.00
<b>Object: 7600 - Depreciation</b>							
<a href="#">01-530-7600</a>	Depreciation	0.00	0.00	0.00	0.00	0.00	0.00
<b>Category 740 Total:</b>		<b>8,564.94</b>	<b>73,508.24</b>	<b>21,717.85</b>	<b>69,200.00</b>	<b>87,264.10</b>	<b>41,700.00</b>
<b>Category: 800 - Transfers</b>							
<b>Object: 8001 - Transfer to ERF</b>							
<a href="#">01-530-8001</a>	Transfer to ERF	0.00	0.00	30,000.00	0.00	0.00	0.00
<b>Object: 8002 - Transfer to CIP</b>							
<a href="#">01-530-8002</a>	Transfer to CIP	0.00	0.00	0.00	0.00	0.00	0.00
<b>Category 800 Total:</b>		<b>0.00</b>	<b>0.00</b>	<b>30,000.00</b>	<b>0.00</b>	<b>0.00</b>	<b>0.00</b>
<b>Department 530 Total:</b>		<b>505,194.05</b>	<b>565,698.56</b>	<b>557,123.87</b>	<b>820,892.00</b>	<b>695,049.30</b>	<b>764,939.00</b>
<b>Department: 532 - Paris Park Pool</b>							
<b>Category: 500 - Personnel Services</b>							
<b>Object: 5204 - Training/Seminars/Conferences</b>							
<a href="#">01-532-5204</a>	Training/Seminars/Conferences	0.00	0.00	0.00	0.00	0.00	0.00
<b>Object: 5205 - Dues/Memberships</b>							
<a href="#">01-532-5205</a>	Dues/Memberships	0.00	0.00	0.00	0.00	0.00	0.00
<b>Category 500 Total:</b>		<b>0.00</b>	<b>0.00</b>	<b>0.00</b>	<b>0.00</b>	<b>0.00</b>	<b>0.00</b>
<b>Category: 600 - Contractual</b>							
<b>Object: 6102 - Electricity</b>							
<a href="#">01-532-6102</a>	Electricity	10,083.89	9,763.22	9,519.61	11,000.00	9,000.00	10,000.00
<b>Object: 6104 - Telephone</b>							
<a href="#">01-532-6104</a>	Telephone	0.00	78.40	63.08	100.00	435.89	100.00
<b>Object: 6214 - Other Professional Services</b>							
<a href="#">01-532-6214</a>	Other Professional Services	41,399.20	40,354.50	40,750.61	45,000.00	38,902.00	43,000.00
<b>Object: 6302 - Equipment Rental</b>							
<a href="#">01-532-6302</a>	Equipment Rental	0.00	0.00	0.00	0.00	895.00	0.00
<b>Object: 6306 - Other Rentals</b>							
<a href="#">01-532-6306</a>	Other Rentals	0.00	0.00	0.00	0.00	0.00	0.00
<b>Category 600 Total:</b>		<b>51,483.09</b>	<b>50,196.12</b>	<b>50,333.30</b>	<b>56,100.00</b>	<b>49,232.89</b>	<b>53,100.00</b>
<b>Category: 710 - Commodities</b>							
<b>Object: 7101 - Other Supplies/Tools</b>							
<a href="#">01-532-7101</a>	Other Supplies/Tools	2,433.47	2,302.79	2,952.28	5,000.00	3,602.24	3,500.00
<b>Object: 7106 - Chemicals</b>							
<a href="#">01-532-7106</a>	Chemicals	7,124.40	10,833.00	10,746.00	15,000.00	11,778.09	12,000.00
<b>Object: 7110 - Postage/Shipping</b>							
<a href="#">01-532-7110</a>	Postage/Shipping	0.00	0.00	0.00	0.00	0.00	0.00
<b>Object: 7201 - Equipment Repair/Parts/Maintenance</b>							
<a href="#">01-532-7201</a>	Equipment Repair/Parts/Maintena...	1,751.87	1,534.67	1,586.10	4,000.00	41.00	2,000.00
<b>Object: 7204 - Building Materials/Repairs</b>							
<a href="#">01-532-7204</a>	Building Materials/Repairs	8,394.79	8,035.54	5,717.52	11,500.00	3,853.80	8,000.00
<b>Object: 7205 - Street/Sidewalk Materials</b>							
<a href="#">01-532-7205</a>	Street/Sidewalk Materials	0.00	0.00	0.00	0.00	0.00	0.00
<b>Category 710 Total:</b>		<b>19,704.53</b>	<b>22,706.00</b>	<b>21,001.90</b>	<b>35,500.00</b>	<b>19,275.13</b>	<b>25,500.00</b>
<b>Category: 740 - Capital Outlay</b>							
<b>Object: 7405 - Machinery/Equipment</b>							
<a href="#">01-532-7405</a>	Machinery/Equipment	0.00	3,669.20	0.00	0.00	0.00	3,000.00
<b>Category 740 Total:</b>		<b>0.00</b>	<b>3,669.20</b>	<b>0.00</b>	<b>0.00</b>	<b>0.00</b>	<b>3,000.00</b>
<b>Department 532 Total:</b>		<b>71,187.62</b>	<b>76,571.32</b>	<b>71,335.20</b>	<b>91,600.00</b>	<b>68,508.02</b>	<b>81,600.00</b>

City of Arkansas City, Kansas

		2010 Actual	2011 Actual	2012 Actual	2013 Adopted Budget	2013 Working Budget	2014 Adopted Budget
<b>Department: 533 - Riverview Cemetery</b>							
<b>Category: 500 - Personnel Services</b>							
<b>Object: 5100 - Full Time Salary</b>							
<a href="#">01-533-5100</a>	Full Time Salary	67,363.42	69,281.44	74,457.50	72,000.00	46,000.00	58,082.00
<b>Object: 5101 - Part Time Salary</b>							
<a href="#">01-533-5101</a>	Part Time Salary	16,714.39	18,298.13	12,943.75	0.00	0.00	0.00
<b>Object: 5102 - Overtime Salary</b>							
<a href="#">01-533-5102</a>	Overtime Salary	4,007.41	3,333.63	2,707.85	3,800.00	265.00	2,500.00
<b>Object: 5103 - SS/Medi Taxes</b>							
<a href="#">01-533-5103</a>	SS/Medi Taxes	6,367.41	6,374.93	6,533.79	6,000.00	2,950.00	4,635.00
<b>Object: 5105 - Retirement</b>							
<a href="#">01-533-5105</a>	Retirement	100.00	0.00	0.00	0.00	0.00	0.00
<b>Object: 5106 - KPERS</b>							
<a href="#">01-533-5106</a>	KPERS	6,062.30	6,497.68	6,479.45	7,000.00	3,840.00	5,962.00
<b>Object: 5111 - Life Insurance</b>							
<a href="#">01-533-5111</a>	Life Insurance	94.50	75.60	66.15	80.00	55.00	76.00
<b>Object: 5112 - Medical/Dental Insurance</b>							
<a href="#">01-533-5112</a>	Medical/Dental Insurance	25,765.61	25,295.57	22,152.88	25,000.00	15,000.00	25,000.00
<b>Object: 5113 - Unemployment Insurance</b>							
<a href="#">01-533-5113</a>	Unemployment Insurance	315.90	652.45	495.65	400.00	240.00	320.00
<b>Object: 5114 - Workers Comp</b>							
<a href="#">01-533-5114</a>	Workers Comp	4,032.88	997.92	4,081.52	3,350.00	3,641.19	3,700.00
<b>Object: 5201 - Staffing Services</b>							
<a href="#">01-533-5201</a>	Staffing Services	0.00	0.00	26.60	0.00	458.50	0.00
<b>Object: 5202 - Employment Services</b>							
<a href="#">01-533-5202</a>	Employment Services	76.25	47.24	378.48	125.00	486.20	100.00
<b>Object: 5203 - Travel/ Meals/ Lodging</b>							
<a href="#">01-533-5203</a>	Travel/ Meals/ Lodging	0.00	0.00	0.00	100.00	100.00	100.00
<b>Object: 5204 - Training/Seminars/Conferences</b>							
<a href="#">01-533-5204</a>	Training/Seminars/Conferences	0.00	393.12	218.53	700.00	300.00	300.00
<b>Object: 5205 - Dues/Memberships</b>							
<a href="#">01-533-5205</a>	Dues/Memberships	0.00	0.00	0.00	0.00	0.00	0.00
<b>Object: 5206 - Employee Appreciation</b>							
<a href="#">01-533-5206</a>	Employee Appreciation	35.22	83.63	249.97	0.00	0.00	0.00
<b>Category 500 Total:</b>		<b>130,935.29</b>	<b>131,331.34</b>	<b>130,792.12</b>	<b>118,555.00</b>	<b>73,335.89</b>	<b>100,775.00</b>
<b>Category: 600 - Contractual</b>							
<b>Object: 6102 - Electricity</b>							
<a href="#">01-533-6102</a>	Electricity	3,794.25	4,271.97	4,365.00	4,300.00	4,300.00	4,500.00
<b>Object: 6103 - Natural Gas</b>							
<a href="#">01-533-6103</a>	Natural Gas	5,184.69	4,304.15	3,461.06	7,200.00	7,000.00	5,000.00
<b>Object: 6104 - Telephone</b>							
<a href="#">01-533-6104</a>	Telephone	596.11	507.64	375.06	400.00	430.00	400.00
<b>Object: 6105 - Other Utility Services</b>							
<a href="#">01-533-6105</a>	Other Utility Services	0.00	239.85	959.40	950.00	900.00	950.00
<b>Object: 6213 - Translation Services</b>							
<a href="#">01-533-6213</a>	Translation Services	0.00	0.00	0.00	0.00	0.00	0.00
<b>Object: 6214 - Other Professional Services</b>							
<a href="#">01-533-6214</a>	Other Professional Services	1,339.24	1,352.27	961.04	1,600.00	800.00	950.00
<b>Object: 6215 - Other Insurances</b>							
<a href="#">01-533-6215</a>	Other Insurances	0.00	0.00	0.00	2,214.00	2,340.01	2,900.00
<b>Object: 6218 - Claims/Losses</b>							
<a href="#">01-533-6218</a>	Claims/Losses	0.00	0.00	0.00	0.00	0.00	0.00

City of Arkansas City, Kansas

	2010 Actual	2011 Actual	2012 Actual	2013 Adopted Budget	2013 Working Budget	2014 Adopted Budget
<b>Object: 6301 - Advertising</b>						
<a href="#">01-533-6301</a> Advertising	169.56	181.92	93.36	250.00	250.00	250.00
<b>Object: 6302 - Equipment Rental</b>						
<a href="#">01-533-6302</a> Equip Rental/Maintenance Contract	122.00	143.60	0.00	275.00	150.00	250.00
<b>Object: 6303 - License Fees</b>						
<a href="#">01-533-6303</a> License Fees	0.00	0.00	0.00	0.00	54.73	0.00
<b>Category 600 Total:</b>	<b>11,205.85</b>	<b>11,001.40</b>	<b>10,214.92</b>	<b>17,189.00</b>	<b>16,224.74</b>	<b>15,200.00</b>
<b>Category: 710 - Commodities</b>						
<b>Object: 7100 - Office Supplies/Publications</b>						
<a href="#">01-533-7100</a> Office Supplies/Publications	570.47	169.00	113.78	500.00	300.00	150.00
<b>Object: 7101 - Other Supplies/Tools</b>						
<a href="#">01-533-7101</a> Other Supplies/Tools	6,613.94	7,648.01	7,868.50	7,000.00	5,000.00	5,000.00
<b>Object: 7102 - Clothing/Uniforms</b>						
<a href="#">01-533-7102</a> Clothing/Uniforms	826.14	1,130.17	1,119.61	1,200.00	1,200.00	1,200.00
<b>Object: 7103 - Food Supply</b>						
<a href="#">01-533-7103</a> Food Supply	612.63	522.98	513.35	0.00	17.85	0.00
<b>Object: 7110 - Postage/Shipping</b>						
<a href="#">01-533-7110</a> Postage/Shipping	15.69	3.28	0.94	50.00	0.00	50.00
<b>Object: 7200 - Fuel/Oil</b>						
<a href="#">01-533-7200</a> Fuel/Oil	6,244.82	8,505.12	7,327.27	8,500.00	1,700.00	3,500.00
<b>Object: 7201 - Equipment Repair/Parts/Maintenance</b>						
<a href="#">01-533-7201</a> Equipment Repair/Parts/Maintena...	5,603.14	4,443.94	5,532.36	5,000.00	5,000.00	5,000.00
<b>Object: 7202 - Motor Vehicle Repair/Parts</b>						
<a href="#">01-533-7202</a> Motor Vehicle Repair/Parts	72.66	511.68	1,158.28	1,500.00	1,500.00	1,200.00
<b>Object: 7204 - Building Materials/Repairs</b>						
<a href="#">01-533-7204</a> Building Materials/Repairs	3,417.80	1,799.45	1,819.10	1,500.00	1,500.00	1,500.00
<b>Object: 7205 - Street/Sidewalk Materials</b>						
<a href="#">01-533-7205</a> Street/Sidewalk Materials	0.00	35.91	192.99	20,568.00	10,600.00	10,000.00
<b>Object: 7301 - Refunds</b>						
<a href="#">01-533-7301</a> Refunds	0.00	0.00	0.00	0.00	530.00	0.00
<b>Object: 7306 - Insurance Repair/Replacement</b>						
<a href="#">01-533-7306</a> Insurance Repair/Replacement	0.00	0.00	16,800.00	0.00	0.00	0.00
<b>Category 710 Total:</b>	<b>23,977.29</b>	<b>24,769.54</b>	<b>42,446.18</b>	<b>45,818.00</b>	<b>27,347.85</b>	<b>27,600.00</b>
<b>Category: 740 - Capital Outlay</b>						
<b>Object: 7405 - Machinery/Equipment</b>						
<a href="#">01-533-7405</a> Machinery/Equipment	15,000.00	0.00	5,220.00	0.00	0.00	0.00
<a href="#">54-533-7405</a> Machinery/Equipment	29,780.00	0.00	0.00	0.00	0.00	0.00
<b>Object: 7504 - Computer Equipment</b>						
<a href="#">01-533-7504</a> Computer Equipment	0.00	0.00	956.52	1,200.00	933.00	500.00
<b>Object: 7505 - Computer Software</b>						
<a href="#">01-533-7505</a> Computer Software	0.00	75.00	0.00	200.00	587.85	600.00
<b>Object: 7600 - Depreciation</b>						
<a href="#">01-533-7600</a> Depreciation	0.00	0.00	0.00	0.00	0.00	0.00
<b>Category 740 Total:</b>	<b>44,780.00</b>	<b>75.00</b>	<b>6,176.52</b>	<b>1,400.00</b>	<b>1,520.85</b>	<b>1,100.00</b>
<b>Category: 800 - Transfers</b>						
<b>Object: 8001 - Transfer to ERF</b>						
<a href="#">01-533-8001</a> Transfer to ERF	0.00	15,000.00	14,780.00	0.00	0.00	0.00
<b>Category 800 Total:</b>	<b>0.00</b>	<b>15,000.00</b>	<b>14,780.00</b>	<b>0.00</b>	<b>0.00</b>	<b>0.00</b>
<b>Department 533 Total:</b>	<b>210,898.43</b>	<b>182,177.28</b>	<b>204,409.74</b>	<b>182,962.00</b>	<b>118,429.33</b>	<b>144,675.00</b>
<b>Department: 770 - Northwest Community Center</b>						
<b>Category: 500 - Personnel Services</b>						
<b>Object: 5100 - Full Time Salary</b>						
<a href="#">01-770-5100</a> Full Time Salary	26,032.55	29,426.50	31,873.54	33,000.00	33,000.00	32,400.00

City of Arkansas City, Kansas

		2010 Actual	2011 Actual	2012 Actual	2013 Adopted Budget	2013 Working Budget	2014 Adopted Budget
<b>Object: 5101 - Part Time Salary</b>							
<a href="#">01-770-5101</a>	Part Time Salary	0.00	0.00	0.00	0.00	0.00	0.00
<b>Object: 5102 - Overtime Salary</b>							
<a href="#">01-770-5102</a>	Overtime Salary	0.00	0.00	0.00	0.00	0.00	0.00
<b>Object: 5103 - SS/Medi Taxes</b>							
<a href="#">01-770-5103</a>	SS/Medi Taxes	1,911.52	2,077.81	2,363.34	2,600.00	2,600.00	2,480.00
<b>Object: 5106 - KPERS</b>							
<a href="#">01-770-5106</a>	KPERS	1,795.23	2,206.78	2,591.12	3,000.00	3,000.00	3,189.00
<b>Object: 5111 - Life Insurance</b>							
<a href="#">01-770-5111</a>	Life Insurance	47.24	37.80	37.80	40.00	40.00	38.00
<b>Object: 5112 - Medical/Dental Insurance</b>							
<a href="#">01-770-5112</a>	Medical/Dental Insurance	4,934.60	4,722.57	4,368.02	4,560.00	4,560.00	4,640.00
<b>Object: 5113 - Unemployment Insurance</b>							
<a href="#">01-770-5113</a>	Unemployment Insurance	93.14	227.08	175.36	180.00	180.00	179.00
<b>Object: 5114 - Workers Comp</b>							
<a href="#">01-770-5114</a>	Workers Comp	281.66	-1,200.52	240.00	280.00	52.00	308.00
<b>Object: 5204 - Training/Seminars/Conferences</b>							
<a href="#">01-770-5204</a>	Training/Seminars/Conferences	0.00	393.10	218.53	0.00	0.00	52.00
<b>Category 500 Total:</b>		<b>35,095.94</b>	<b>37,891.12</b>	<b>41,867.71</b>	<b>43,660.00</b>	<b>43,432.00</b>	<b>43,286.00</b>
<b>Category: 600 - Contractual</b>							
<b>Object: 6102 - Electricity</b>							
<a href="#">01-770-6102</a>	Electricity	3,765.00	3,724.74	3,846.86	4,000.00	4,000.00	4,000.00
<b>Object: 6103 - Natural Gas</b>							
<a href="#">01-770-6103</a>	Natural Gas	2,257.89	2,159.87	1,495.09	2,500.00	2,500.00	2,500.00
<b>Object: 6104 - Telephone</b>							
<a href="#">01-770-6104</a>	Telephone	824.25	837.64	498.19	1,000.00	500.00	500.00
<b>Object: 6105 - Other Utility Services</b>							
<a href="#">01-770-6105</a>	Other Utility Services	0.00	0.00	843.75	0.00	0.00	800.00
<b>Object: 6214 - Other Professional Services</b>							
<a href="#">01-770-6214</a>	Other Professional Services	10,615.69	9,843.63	9,915.54	10,000.00	10,000.00	10,000.00
<b>Object: 6301 - Advertising</b>							
<a href="#">01-770-6301</a>	Advertising	0.00	0.00	0.00	0.00	0.00	0.00
<b>Category 600 Total:</b>		<b>17,462.83</b>	<b>16,565.88</b>	<b>16,599.43</b>	<b>17,500.00</b>	<b>17,000.00</b>	<b>17,800.00</b>
<b>Category: 710 - Commodities</b>							
<b>Object: 7100 - Office Supplies/Publications</b>							
<a href="#">01-770-7100</a>	Office Supplies/Publications	74.73	87.87	219.96	50.00	59.95	50.00
<b>Object: 7101 - Other Supplies/Tools</b>							
<a href="#">01-770-7101</a>	Other Supplies/Tools	1,038.09	704.78	473.09	1,000.00	524.60	500.00
<b>Object: 7103 - Food Supply</b>							
<a href="#">01-770-7103</a>	Food Supply	533.34	592.45	255.80	0.00	14.68	0.00
<b>Object: 7110 - Postage/Shipping</b>							
<a href="#">01-770-7110</a>	Postage/Shipping	10.19	24.33	16.38	25.00	25.00	25.00
<b>Object: 7201 - Equipment Repair/Parts/Maintenance</b>							
<a href="#">01-770-7201</a>	Equipment Repair/Parts/Maintena...	653.68	850.49	129.08	1,000.00	400.00	300.00
<b>Object: 7204 - Building Materials/Repairs</b>							
<a href="#">01-770-7204</a>	Building Materials/Repairs	90.00	234.99	4,690.50	1,000.00	600.00	1,500.00
<b>Object: 7301 - Refunds</b>							
<a href="#">01-770-7301</a>	Refunds	1,385.00	1,335.00	1,440.00	1,500.00	1,500.00	1,500.00
<b>Category 710 Total:</b>		<b>3,785.03</b>	<b>3,829.91</b>	<b>7,224.81</b>	<b>4,575.00</b>	<b>3,124.23</b>	<b>3,875.00</b>
<b>Category: 740 - Capital Outlay</b>							
<b>Object: 7405 - Machinery/Equipment</b>							
<a href="#">01-770-7405</a>	Machinery/Equipment	0.00	0.00	0.00	0.00	0.00	0.00



City of Arkansas City, Kansas

		2010 Actual	2011 Actual	2012 Actual	2013 Adopted Budget	2013 Working Budget	2014 Adopted Budget
<b>Object: 7406 - Office Equipment/Furniture</b>							
<a href="#">01-770-7406</a>	Office Equipment/Furniture	0.00	0.00	0.00	0.00	0.00	0.00
<b>Object: 7504 - Computer Equipment</b>							
<a href="#">01-770-7504</a>	Computer Equipment	0.00	0.00	489.00	0.00	0.00	0.00
<b>Category 740 Total:</b>		<b>0.00</b>	<b>0.00</b>	<b>489.00</b>	<b>0.00</b>	<b>0.00</b>	<b>0.00</b>
<b>Department 770 Total:</b>		<b>56,343.80</b>	<b>58,286.91</b>	<b>66,180.95</b>	<b>65,735.00</b>	<b>63,556.23</b>	<b>64,961.00</b>
<b>Department: 774 - Senior Center</b>							
<b>Category: 500 - Personnel Services</b>							
<b>Object: 5100 - Full Time Salary</b>							
<a href="#">01-774-5100</a>	Full Time Salary	41,432.94	38,099.56	46,412.67	39,500.00	39,500.00	104,950.00
<b>Object: 5101 - Part Time Salary</b>							
<a href="#">01-774-5101</a>	Part Time Salary	34,037.92	49,419.05	51,016.29	63,000.00	40,000.00	0.00
<b>Object: 5102 - Overtime Salary</b>							
<a href="#">01-774-5102</a>	Overtime Salary	0.00	0.00	36.40	0.00	16.03	100.00
<b>Object: 5103 - SS/Medi Taxes</b>							
<a href="#">01-774-5103</a>	SS/Medi Taxes	5,536.70	6,209.07	7,285.12	6,500.00	6,500.00	8,037.00
<b>Object: 5105 - Retirement</b>							
<a href="#">01-774-5105</a>	Retirement	0.00	0.00	0.00	0.00	0.00	0.00
<b>Object: 5106 - KPERS</b>							
<a href="#">01-774-5106</a>	KPERS	4,879.13	6,142.28	6,415.30	6,200.00	6,200.00	10,337.00
<b>Object: 5111 - Life Insurance</b>							
<a href="#">01-774-5111</a>	Life Insurance	102.46	69.30	35.64	40.00	40.00	51.00
<b>Object: 5112 - Medical/Dental Insurance</b>							
<a href="#">01-774-5112</a>	Medical/Dental Insurance	16,982.58	13,665.57	9,712.37	8,500.00	15,000.00	16,000.00
<b>Object: 5113 - Unemployment Insurance</b>							
<a href="#">01-774-5113</a>	Unemployment Insurance	271.09	564.35	536.10	600.00	600.00	580.00
<b>Object: 5114 - Workers Comp</b>							
<a href="#">01-774-5114</a>	Workers Comp	817.50	-1,097.62	679.99	400.00	1,248.00	1,300.00
<b>Object: 5201 - Staffing Services</b>							
<a href="#">01-774-5201</a>	Staffing Services	17,155.58	17,058.55	20,954.91	13,000.00	13,000.00	25,000.00
<b>Object: 5202 - Employment Services</b>							
<a href="#">01-774-5202</a>	Employment Services	25.00	383.00	1,105.74	250.00	250.00	500.00
<b>Object: 5203 - Travel/ Meals/ Lodging</b>							
<a href="#">01-774-5203</a>	Travel/ Meals/ Lodging	1,458.62	1,317.34	1,803.08	1,500.00	500.00	500.00
<b>Object: 5204 - Training/Seminars/Conferences</b>							
<a href="#">01-774-5204</a>	Training/Seminars/Conferences	0.00	818.10	218.53	0.00	0.00	1,000.00
<b>Object: 5205 - Dues/Memberships</b>							
<a href="#">01-774-5205</a>	Dues/Memberships	0.00	0.00	165.00	0.00	0.00	0.00
<b>Category 500 Total:</b>		<b>122,699.52</b>	<b>132,648.55</b>	<b>146,377.14</b>	<b>139,490.00</b>	<b>122,854.03</b>	<b>168,355.00</b>
<b>Category: 600 - Contractual</b>							
<b>Object: 6102 - Electricity</b>							
<a href="#">01-774-6102</a>	Electricity	10,279.97	11,109.08	12,375.86	11,750.00	11,750.00	12,000.00
<b>Object: 6103 - Natural Gas</b>							
<a href="#">01-774-6103</a>	Natural Gas	3,752.19	3,204.11	2,384.72	4,600.00	4,600.00	4,000.00
<b>Object: 6104 - Telephone</b>							
<a href="#">01-774-6104</a>	Telephone	1,169.77	1,196.70	1,224.90	1,200.00	1,500.00	1,500.00
<b>Object: 6214 - Other Professional Services</b>							
<a href="#">01-774-6214</a>	Other Professional Services	5,504.42	10,068.57	7,547.54	3,500.00	3,500.00	3,000.00
<b>Object: 6215 - Other Insurances</b>							
<a href="#">01-774-6215</a>	Other Insurances	0.00	0.00	0.00	300.00	300.00	2,050.00
<b>Object: 6217 - Contributions</b>							
<a href="#">01-774-6217</a>	Contributions	0.00	0.00	50.00	0.00	0.00	0.00

City of Arkansas City, Kansas

		2010 Actual	2011 Actual	2012 Actual	2013 Adopted Budget	2013 Working Budget	2014 Adopted Budget
<b>Object: 6301 - Advertising</b>							
<a href="#">01-774-6301</a>	Advertising	1,692.50	1,703.74	2,042.35	2,000.00	2,000.00	2,000.00
<b>Category 600 Total:</b>		<b>22,398.85</b>	<b>27,282.20</b>	<b>25,625.37</b>	<b>23,350.00</b>	<b>23,650.00</b>	<b>24,550.00</b>
<b>Category: 710 - Commodities</b>							
<b>Object: 7100 - Office Supplies/Publications</b>							
<a href="#">01-774-7100</a>	Office Supplies/Publications	1,236.02	326.70	574.49	1,000.00	1,000.00	600.00
<b>Object: 7101 - Other Supplies/Tools</b>							
<a href="#">01-774-7101</a>	Other Supplies/Tools	13,133.16	12,188.32	18,752.43	15,400.00	15,400.00	12,000.00
<b>Object: 7103 - Food Supply</b>							
<a href="#">01-774-7103</a>	Food Supply	1,695.52	1,589.76	2,646.65	2,900.00	2,900.00	2,500.00
<b>Object: 7110 - Postage/Shipping</b>							
<a href="#">01-774-7110</a>	Postage/Shipping	136.12	170.84	97.17	200.00	200.00	0.00
<b>Object: 7200 - Fuel/Oil</b>							
<a href="#">01-774-7200</a>	Fuel/Oil	0.00	0.00	1,682.77	1,800.00	1,800.00	1,000.00
<b>Object: 7201 - Equipment Repair/Parts/Maintenance</b>							
<a href="#">01-774-7201</a>	Equipment Repair/Parts/Maintena...	318.47	563.94	1,933.08	1,000.00	1,000.00	1,000.00
<b>Object: 7204 - Building Materials/Repairs</b>							
<a href="#">01-774-7204</a>	Building Materials/Repairs	53.64	1,397.65	1,986.52	2,500.00	2,500.00	2,250.00
<b>Object: 7301 - Refunds</b>							
<a href="#">01-774-7301</a>	Refunds	100.00	335.00	275.00	200.00	200.00	0.00
<b>Category 710 Total:</b>		<b>16,672.93</b>	<b>16,572.21</b>	<b>27,948.11</b>	<b>25,000.00</b>	<b>25,000.00</b>	<b>19,350.00</b>
<b>Category: 740 - Capital Outlay</b>							
<b>Object: 7504 - Computer Equipment</b>							
<a href="#">01-774-7504</a>	Computer Equipment	0.00	0.00	0.00	600.00	600.00	1,000.00
<b>Category 740 Total:</b>		<b>0.00</b>	<b>0.00</b>	<b>0.00</b>	<b>600.00</b>	<b>600.00</b>	<b>1,000.00</b>
<b>Department 774 Total:</b>		<b>161,771.30</b>	<b>176,502.96</b>	<b>199,950.62</b>	<b>188,440.00</b>	<b>172,104.03</b>	<b>213,255.00</b>
<b>Report Total:</b>		<b>1,005,395.20</b>	<b>1,059,237.03</b>	<b>1,099,000.38</b>	<b>1,349,629.00</b>	<b>1,117,646.91</b>	<b>1,269,430.00</b>

# FIRE DEPARTMENT

**The Arkansas City Fire/EMS Department' goal is to provide the highest level of life and property protection services by protecting and preventing the loss of life and property through professional and efficient planning, preparation, training, fire prevention, public education and delivery of emergency medical services.**

## Description

The fire department and emergency medical services provide protection for property and life. The department is lead by the Fire Chief and an EMS Director and supported by a staff of trained firefighter-paramedics and

Personnel	
2010	24.5
2011	24.5
2012	24.5
2013	24.5
2014	27.5

## Source of Funds

This department is financed from the General Fund and supported by revenues from property taxes, other fees, enterprise transfers and sales tax dollars.

% of Total Funds Expenses	
Dept. Expenditures	Total GF Expenditures
\$ 2,615,975.00	\$ 8,815,482.00
30%	



## Performance Indicators

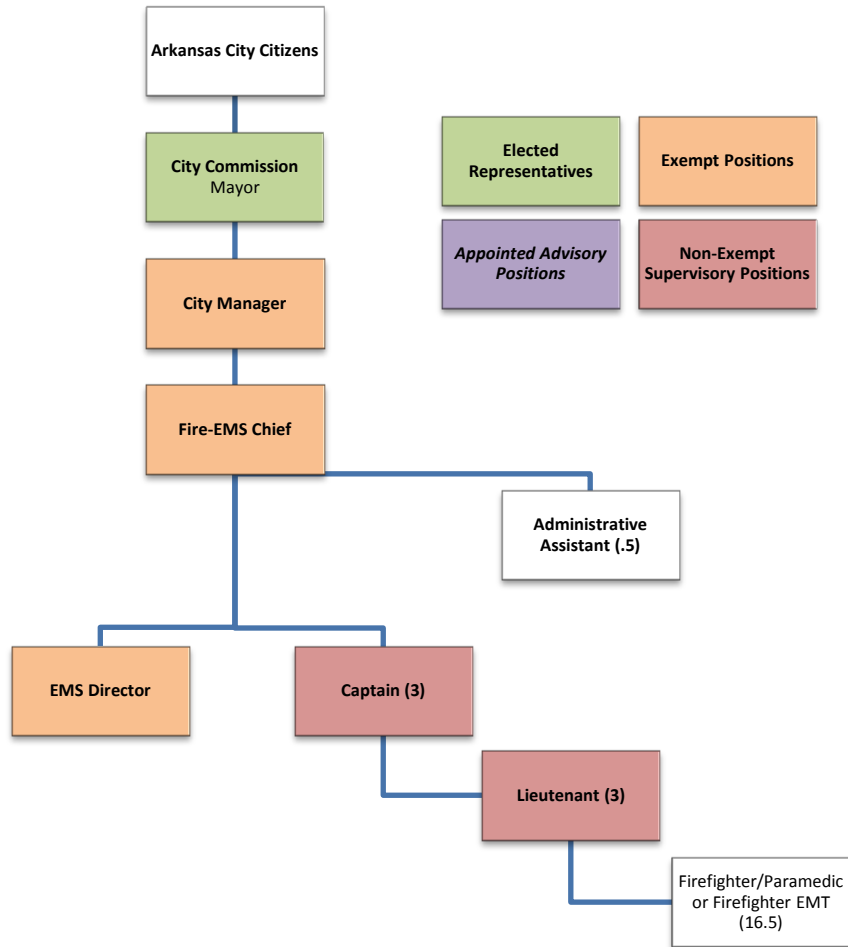
	Target	2009	2010	2011	2012
Total Fire Calls	N/A	521	563	697	671
Total EMS alls	N/A	1588	1579	1890	1761
Total Training Hours	N/A	2139	2435	4330	6887
Total EMS Collection Percentages	95%	97%	97%	91%	91%

## 2014 Major Goals/Projects

- 1) Safety: Implement Standard Operating Guidelines in line with "Best Practices" and following national safety standards for both Fire and EMS.
- 2) Enhance training to augment the level of service provided to the citizens of Arkansas City and surrounding area.
- 3) Update the Fire pre-plan program to unclude all building in the core downtown area.
- 4) Develop a Comunity Risk Reduction Program.
  - a) Education
  - b) Engineering
  - c) Enforcement
  - d) Emergency Response

# FIRE DEPARTMENT

## 2014 Organization Chart



City of Arkansas City, Kansas

		2010 Actual	2011 Actual	2012 Actual	2013 Adopted Budget	2013 Working Budget	2014 Adopted Budget
<b>Department: 310 - Fire Dept/EMT</b>							
<b>Category: 500 - Personnel Services</b>							
<b>Object: 5100 - Full Time Salary</b>							
<a href="#">01-310-5100</a>	Full Time Salary	1,128,664.30	1,071,870.97	1,169,750.73	1,204,500.00	1,076,829.00	1,172,000.00
<b>Object: 5102 - Overtime Salary</b>							
<a href="#">01-310-5102</a>	Overtime Salary	111,912.45	165,361.20	174,929.51	160,000.00	120,000.00	120,000.00
<b>Object: 5103 - SS/Medi Taxes</b>							
<a href="#">01-310-5103</a>	SS/Medi Taxes	90,526.81	86,296.81	98,467.52	104,000.00	87,300.00	101,565.00
<b>Object: 5105 - Retirement</b>							
<a href="#">01-310-5105</a>	Retirement	1,100.00	1,700.00	0.00	50,000.00	14,000.00	17,500.00
<b>Object: 5106 - KPERS</b>							
<a href="#">01-310-5106</a>	KPERS	0.00	843.47	3,541.06	4,000.00	3,500.00	3,685.00
<b>Object: 5107 - KPF</b>							
<a href="#">01-310-5107</a>	KPF	159,144.13	177,961.97	213,027.33	226,000.00	200,000.00	277,010.00
<b>Object: 5111 - Life Insurance</b>							
<a href="#">01-310-5111</a>	Life Insurance	992.74	878.85	896.96	1,000.00	800.00	930.00
<b>Object: 5112 - Medical/Dental Insurance</b>							
<a href="#">01-310-5112</a>	Medical/Dental Insurance	272,710.27	281,567.57	231,711.87	286,000.00	238,000.00	270,000.00
<b>Object: 5113 - Unemployment Insurance</b>							
<a href="#">01-310-5113</a>	Unemployment Insurance	4,456.57	9,158.54	10,901.80	7,500.00	6,600.00	6,450.00
<b>Object: 5114 - Workers Comp</b>							
<a href="#">01-310-5114</a>	Workers Comp	75,867.32	26,189.26	67,592.58	88,000.00	66,998.00	67,000.00
<b>Object: 5201 - Staffing Services</b>							
<a href="#">01-310-5201</a>	Staffing Services	0.00	126.20	0.00	0.00	0.00	0.00
<b>Object: 5202 - Employment Services</b>							
<a href="#">01-310-5202</a>	Employment Services	115.00	1,138.00	2,120.85	1,200.00	2,000.00	850.00
<b>Object: 5203 - Travel/ Meals/ Lodging</b>							
<a href="#">01-310-5203</a>	Travel/ Meals/ Lodging	3,211.81	4,595.44	2,924.67	10,000.00	10,000.00	8,000.00
<b>Object: 5204 - Training/Seminars/Conferences</b>							
<a href="#">01-310-5204</a>	Training/Seminars/Conferences	5,688.13	7,680.19	2,373.53	10,500.00	10,500.00	12,500.00
<b>Object: 5205 - Dues/Memberships</b>							
<a href="#">01-310-5205</a>	Dues/Memberships	657.83	235.00	984.65	1,500.00	1,000.00	1,200.00
<b>Object: 5206 - Employee Appreciation</b>							
<a href="#">01-310-5206</a>	Employee Appreciation	557.57	312.33	2,429.69	0.00	0.00	0.00
<b>Category 500 Total:</b>		<b>1,855,604.93</b>	<b>1,835,915.80</b>	<b>1,981,652.75</b>	<b>2,154,200.00</b>	<b>1,837,527.00</b>	<b>2,058,690.00</b>
<b>Category: 600 - Contractual</b>							
<b>Object: 6102 - Electricity</b>							
<a href="#">01-310-6102</a>	Electricity	11,071.63	11,578.19	11,975.79	12,500.00	12,500.00	12,875.00
<b>Object: 6103 - Natural Gas</b>							
<a href="#">01-310-6103</a>	Natural Gas	7,497.74	6,015.58	4,335.81	9,000.00	6,000.00	6,500.00
<b>Object: 6104 - Telephone</b>							
<a href="#">01-310-6104</a>	Telephone	3,519.96	2,813.79	2,422.95	4,000.00	2,000.00	2,600.00
<b>Object: 6105 - Other Utility Services</b>							
<a href="#">01-310-6105</a>	Other Utility Services	920.59	918.98	1,275.12	1,200.00	500.00	1,200.00
<b>Object: 6214 - Other Professional Services</b>							
<a href="#">01-310-6214</a>	Other Professional Services	15,596.87	14,615.25	5,308.20	11,500.00	6,000.00	10,000.00
<a href="#">29-310-6214</a>	Other Professional Services	0.00	0.00	0.00	0.00	0.00	0.00
<b>Object: 6215 - Other Insurances</b>							
<a href="#">01-310-6215</a>	Other Insurances	0.00	0.00	0.00	13,210.00	14,458.88	13,210.00
<b>Object: 6223 - Billing Services</b>							
<a href="#">01-310-6223</a>	Billing Services	34,944.21	35,611.80	30,343.48	36,000.00	30,000.00	36,000.00
<b>Object: 6301 - Advertising</b>							
<a href="#">01-310-6301</a>	Advertising	2,930.62	1,846.47	4,481.37	3,150.00	2,000.00	2,000.00

City of Arkansas City, Kansas

	2010 Actual	2011 Actual	2012 Actual	2013 Adopted Budget	2013 Working Budget	2014 Adopted Budget
<b>Object: 6302 - Equipment Rental</b>						
<a href="#">01-310-6302</a> Equip Rental/Maintenance Contract	1,800.00	1,977.28	2,450.02	2,500.00	2,513.40	3,200.00
<b>Object: 6303 - License Fees</b>						
<a href="#">01-310-6303</a> License Fees	172.50	960.00	1,827.22	1,450.00	1,800.00	2,000.00
<b>Object: 6306 - Other Rentals</b>						
<a href="#">01-310-6306</a> Other Rentals	0.00	0.00	343.03	0.00	0.00	0.00
<b>Category 600 Total:</b>	<b>78,454.12</b>	<b>76,337.34</b>	<b>64,762.99</b>	<b>94,510.00</b>	<b>77,772.28</b>	<b>89,585.00</b>
<b>Category: 710 - Commodities</b>						
<b>Object: 7100 - Office Supplies/Publications</b>						
<a href="#">01-310-7100</a> Office Supplies/Publications	6,757.18	6,162.54	6,373.51	8,200.00	3,500.00	3,500.00
<b>Object: 7101 - Other Supplies/Tools</b>						
<a href="#">01-310-7101</a> Other Supplies/Tools	6,482.46	9,535.49	7,375.93	10,000.00	6,000.00	9,000.00
<a href="#">29-310-7101</a> Other Supplies/Tools	0.00	0.00	904.13	0.00	0.00	0.00
<b>Object: 7102 - Clothing/Uniforms</b>						
<a href="#">01-310-7102</a> Clothing/Uniforms	4,209.56	7,853.16	11,444.10	14,500.00	5,000.00	14,000.00
<b>Object: 7103 - Food Supply</b>						
<a href="#">01-310-7103</a> Food Supply	9,301.46	7,768.42	2,009.18	2,400.00	1,900.00	1,900.00
<b>Object: 7106 - Chemicals</b>						
<a href="#">01-310-7106</a> Chemicals	2,784.07	3,457.27	4,177.10	5,000.00	3,500.00	4,400.00
<b>Object: 7108 - Laboratory Tests/Evaluations</b>						
<a href="#">01-310-7108</a> Laboratory Tests/Evaluations	0.00	0.00	0.00	1,000.00	1,000.00	1,000.00
<b>Object: 7109 - Medical Supplies</b>						
<a href="#">01-310-7109</a> Medical Supplies	21,912.00	27,578.44	34,088.34	36,500.00	28,000.00	36,000.00
<b>Object: 7110 - Postage/Shipping</b>						
<a href="#">01-310-7110</a> Postage/Shipping	196.27	192.22	185.22	400.00	400.00	400.00
<b>Object: 7111 - Postage/Shipping</b>						
<a href="#">01-310-7111</a> Training Materials	2,520.89	8,200.51	8,866.97	10,000.00	10,000.00	11,000.00
<b>Object: 7121 - Community Risk Reduction</b>						
<a href="#">01-310-7121</a> Community Risk Reduction	0.00	0.00	0.00	0.00	0.00	0.00
<b>Object: 7200 - Fuel/Oil</b>						
<a href="#">01-310-7200</a> Fuel/Oil	23,451.19	36,094.68	39,661.22	40,000.00	33,000.00	42,000.00
<b>Object: 7201 - Equipment Repair/Parts/Maintenance</b>						
<a href="#">01-310-7201</a> Equipment Repair/Parts/Maintena...	27,991.10	16,370.55	22,180.15	25,000.00	25,000.00	25,000.00
<b>Object: 7202 - Motor Vehicle Repair/Parts</b>						
<a href="#">01-310-7202</a> Motor Vehicle Repair/Parts	32,786.88	27,976.58	22,244.59	26,000.00	26,000.00	28,000.00
<b>Object: 7203 - Motor Vehicle Maint/Supplies</b>						
<a href="#">01-310-7203</a> Motor Vehicle Maint/Supplies	2,964.91	0.00	538.00	0.00	0.00	0.00
<b>Object: 7204 - Building Materials/Repairs</b>						
<a href="#">01-310-7204</a> Building Materials/Repairs	6,902.87	7,870.65	8,984.89	25,000.00	11,600.00	20,000.00
<b>Object: 7205 - Street/Sidewalk Materials</b>						
<a href="#">01-310-7205</a> Street/Sidewalk Materials	29.85	0.00	0.00	0.00	0.00	0.00
<b>Object: 7301 - Refunds</b>						
<a href="#">01-310-7301</a> Refunds	4,917.13	6,160.54	12,074.76	7,000.00	6,998.85	7,000.00
<b>Category 710 Total:</b>	<b>153,207.82</b>	<b>165,221.05</b>	<b>181,108.09</b>	<b>211,000.00</b>	<b>161,898.85</b>	<b>203,200.00</b>
<b>Category: 740 - Capital Outlay</b>						
<b>Object: 7403 - Motor Vehicles</b>						
<a href="#">01-310-7403</a> Motor Vehicles	0.00	0.00	32,016.10	0.00	0.00	0.00
<a href="#">54-310-7403</a> Motor Vehicles	0.00	0.00	0.00	0.00	0.00	0.00
<b>Object: 7404 - Fire Trucks/Ambulances</b>						
<a href="#">01-310-7404</a> Fire Trucks/Ambulances	36,000.00	55,400.10	27,983.90	245,150.00	79,000.00	0.00
<a href="#">54-310-7404</a> Fire Trucks/Ambulances	0.00	15,333.90	36,992.00	0.00	0.00	0.00
<b>Object: 7405 - Machinery/Equipment</b>						
<a href="#">01-310-7405</a> Machinery/Equipment	18,051.00	14,148.66	39,655.89	38,465.00	38,465.00	23,000.00

City of Arkansas City, Kansas

		2010 Actual	2011 Actual	2012 Actual	2013 Adopted Budget	2013 Working Budget	2014 Adopted Budget
<b>Object: 7406 - Office Equipment/Furniture</b>							
<a href="#">01-310-7406</a>	Office Equipment/Furniture	730.01	3,050.00	433.00	3,500.00	500.00	500.00
<b>Object: 7504 - Computer Equipment</b>							
<a href="#">01-310-7504</a>	Computer Equipment	0.00	3,528.97	3,226.82	4,000.00	7,000.00	3,500.00
<b>Object: 7505 - Computer Software</b>							
<a href="#">01-310-7505</a>	Computer Software	1,157.08	907.00	8,444.85	2,500.00	2,500.00	6,500.00
<b>Object: 7600 - Depreciation</b>							
<a href="#">01-310-7600</a>	Depreciation	0.00	0.00	0.00	0.00	0.00	0.00
<b>Category 740 Total:</b>		<b>55,938.09</b>	<b>92,368.63</b>	<b>148,752.56</b>	<b>293,615.00</b>	<b>127,465.00</b>	<b>33,500.00</b>
<b>Category: 800 - Transfers</b>							
<b>Object: 8001 - Transfer to ERF</b>							
<a href="#">01-310-8001</a>	Transfer to ERF	0.00	36,000.00	51,000.00	15,000.00	0.00	0.00
<b>Object: 8110 - Transfers to Other Agency</b>							
<a href="#">01-310-8110</a>	Transfers to Other Agency	0.00	0.00	0.00	0.00	0.00	0.00
<b>Category 800 Total:</b>		<b>0.00</b>	<b>36,000.00</b>	<b>51,000.00</b>	<b>15,000.00</b>	<b>0.00</b>	<b>0.00</b>
<b>Category: 900 - Debt Service</b>							
<b>Object: 9107 - Lease/Cert of Participation Payment</b>							
<a href="#">01-310-9107</a>	Lease/Cert of Participation Payment	137,916.26	84,215.89	84,215.89	84,215.00	117,670.37	231,000.00
<b>Category 900 Total:</b>		<b>137,916.26</b>	<b>84,215.89</b>	<b>84,215.89</b>	<b>84,215.00</b>	<b>117,670.37</b>	<b>231,000.00</b>
<b>Department 310 Total:</b>		<b>2,281,121.22</b>	<b>2,290,058.71</b>	<b>2,511,492.28</b>	<b>2,852,540.00</b>	<b>2,322,333.50</b>	<b>2,615,975.00</b>
<b>Report Total:</b>		<b>2,281,121.22</b>	<b>2,290,058.71</b>	<b>2,511,492.28</b>	<b>2,852,540.00</b>	<b>2,322,333.50</b>	<b>2,615,975.00</b>

# PUBLIC WORKS DEPARTMENT

The City of Arkansas City Public Works Department provides a quality environment for residents and businesses and ensures that the City's roadways, streets and bridge, levee, water, wastewater and sanitation infrastructure are safe, clean, and efficient through the use of planning, engineering, emergency management processes, and graphic information systems.

## Description

The Public Works department is composed of three divisions, Public Services, Neighborhood Services, and Environmental Services. It is the largest department in the organization and works broadly with all departments. All divisions use the assistance of fleet management, asset management, graphic information systems, emergency management and engineering through the

## Personnel

2010	46.5
2011	45.5
2012	47
2013	49.25
2014	47.25

## Source of Funds

This Department is financed from the primarily from the revenues within the enterprise funds of water, sewer, sanitation, and stormwater. This department supports many operations across the City.



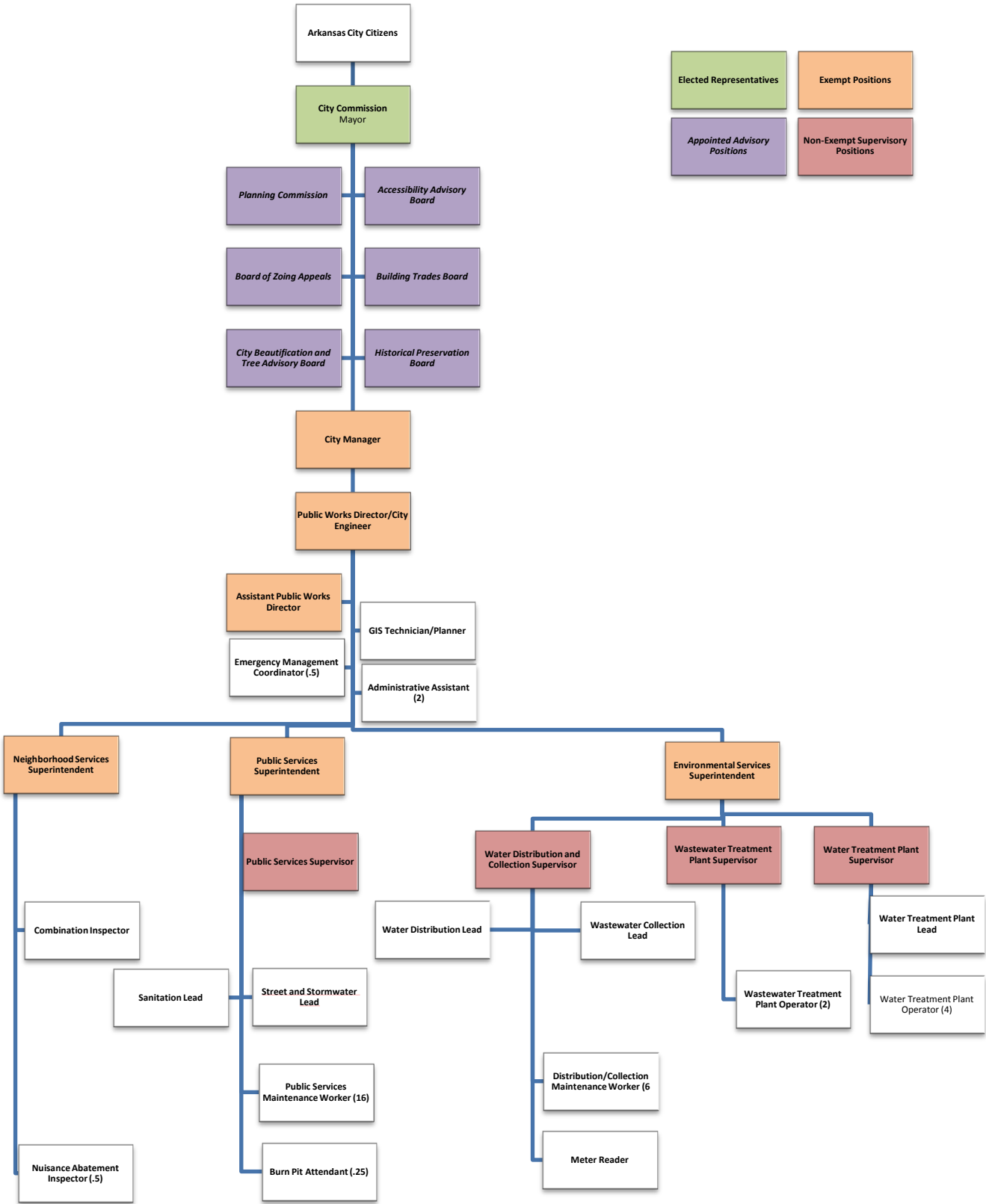
## 2014 Major Goals/Projects

- 1) Complete final design of water treatment plant.
- 2) Complete mapping of GIS for street scoring.
- 3) Evaluate new trash delivery system with carts.
- 4) Begin camera study of all sewer lines.



# PUBLIC WORKS DEPARTMENT

## 2014 Organizational Chart



# NEIGHBORHOOD SERVICES DIVISION

The City of Arkansas City Neighborhood Services Division is to ensure that the City of Arkansas City continues to thrive by progressively providing a community that is built to the highest quality.

## Description

The City Manager budget represents the expenses for executive management who is responsible for the performance and productivity of all other City Departments. This division includes the City Commission, the City Manager's

## Source of Funds

This Department is financed from the General Fund and supported by revenues from property taxes, user fees, motor vehicle taxes, franchise fees, liquor taxes, municipal court fines and fees and

Personnel	
2010	2.5
2011	2.5
2012	2.5
2013	2.5
2014	1

% of Total Funds Expenses	
Dept. Expenditures	Total Expenditures
\$ 185,880.00	\$ 8,815,482.00
2%	



Performance Indicators					
	2009	2010	2011	2012	
Permits Valuation (\$)	39,106,991.00	24,139,938	15,989,607	3,581,238	
Property Maintenance Complaints	903	541	502	199	
Nuisance Complaints	739	925	1,264	133	
Quantity of Inspections	827	1,422	1,104	1,117	

## 2014 Major Goals/Projects

- 1) Complete testing for necessary staff certifications.
- 2) Improve Comcate response process for nuisance and dangerous structure response.
- 3) Continue to implement building codes in fair manner.

City of Arkansas City, Kansas

		2010 Actual	2011 Actual	2012 Actual	2013 Adopted Budget	2013 Working Budget	2014 Adopted Budget
<b>Department: 207 - Neighborhood Services</b>							
<b>Category: 500 - Personnel Services</b>							
<b>Object: 5100 - Full Time Salary</b>							
<a href="#">01-207-5100</a>	Full Time Salary	170,792.25	173,226.31	132,720.66	100,000.00	46,300.00	63,103.00
<b>Object: 5101 - Part Time Salary</b>							
<a href="#">01-207-5101</a>	Part Time Salary	30,210.45	14,754.32	11,139.97	20,500.00	0.00	0.00
<b>Object: 5102 - Overtime Salary</b>							
<a href="#">01-207-5102</a>	Overtime Salary	4,361.39	3,896.25	1,790.41	4,000.00	1,767.00	2,000.00
<b>Object: 5103 - SS/Medi Taxes</b>							
<a href="#">01-207-5103</a>	SS/Medi Taxes	14,734.99	12,975.44	10,341.37	8,000.00	3,520.00	4,981.00
<b>Object: 5105 - Retirement</b>							
<a href="#">01-207-5105</a>	Retirement	300.00	300.00	0.00	0.00	0.00	0.00
<b>Object: 5106 - KPERS</b>							
<a href="#">01-207-5106</a>	KPERS	14,155.64	14,352.33	11,781.51	9,500.00	3,589.00	6,407.00
<b>Object: 5111 - Life Insurance</b>							
<a href="#">01-207-5111</a>	Life Insurance	188.99	151.20	107.03	100.00	35.00	57.00
<b>Object: 5112 - Medical/Dental Insurance</b>							
<a href="#">01-207-5112</a>	Medical/Dental Insurance	51,483.59	50,619.28	31,737.59	20,000.00	13,800.00	15,000.00
<b>Object: 5113 - Unemployment Insurance</b>							
<a href="#">01-207-5113</a>	Unemployment Insurance	737.66	1,435.49	784.31	600.00	263.00	350.00
<b>Object: 5114 - Workers Comp</b>							
<a href="#">01-207-5114</a>	Workers Comp	6,648.63	-2,384.21	5,731.50	6,000.00	5,704.53	4,632.00
<b>Object: 5201 - Staffing Services</b>							
<a href="#">01-207-5201</a>	Staffing Services	0.00	0.00	0.00	0.00	0.00	0.00
<b>Object: 5202 - Employment Services</b>							
<a href="#">01-207-5202</a>	Employment Services	125.00	60.00	0.00	100.00	260.40	100.00
<b>Object: 5203 - Travel/ Meals/ Lodging</b>							
<a href="#">01-207-5203</a>	Travel/ Meals/ Lodging	1,152.55	2,669.50	2,577.00	3,500.00	2,000.00	1,000.00
<b>Object: 5204 - Training/Seminars/Conferences</b>							
<a href="#">01-207-5204</a>	Training/Seminars/Conferences	6,247.15	5,049.02	2,511.64	2,500.00	2,000.00	2,000.00
<b>Object: 5205 - Dues/Memberships</b>							
<a href="#">01-207-5205</a>	Dues/Memberships	272.50	697.50	560.00	1,500.00	300.00	600.00
<b>Object: 5207 - Moving Expense</b>							
<a href="#">01-207-5207</a>	Moving Expense	0.00	0.00	0.00	0.00	0.00	0.00
<b>Category 500 Total:</b>		<b>301,410.79</b>	<b>277,802.43</b>	<b>211,782.99</b>	<b>176,300.00</b>	<b>79,538.93</b>	<b>100,230.00</b>
<b>Category: 600 - Contractual</b>							
<b>Object: 6104 - Telephone</b>							
<a href="#">01-207-6104</a>	Telephone	1,472.77	991.53	980.06	1,000.00	3,300.00	1,000.00
<b>Object: 6105 - Other Utility Services</b>							
<a href="#">01-207-6105</a>	Other Utility Services	562.78	682.90	0.00	200.00	900.00	300.00
<b>Object: 6212 - Payments to Contractors</b>							
<a href="#">01-207-6212</a>	Payments to Contractors	13,377.02	29,096.55	19,426.50	30,000.00	45,000.00	25,000.00
<b>Object: 6214 - Other Professional Services</b>							
<a href="#">01-207-6214</a>	Other Professional Services	12,293.74	7,874.14	15,486.56	10,000.00	10,000.00	10,000.00
<b>Object: 6215 - Other Insurances</b>							
<a href="#">01-207-6215</a>	Other Insurances	0.00	0.00	0.00	667.00	711.06	900.00
<b>Object: 6301 - Advertising</b>							
<a href="#">01-207-6301</a>	Advertising	1,485.87	1,245.81	2,839.39	2,000.00	1,400.00	2,000.00
<b>Object: 6303 - License Fees</b>							
<a href="#">01-207-6303</a>	License Fees	15,995.16	1,105.50	632.80	5,000.00	5,000.00	5,000.00
<b>Category 600 Total:</b>		<b>45,187.34</b>	<b>40,996.43</b>	<b>39,365.31</b>	<b>48,867.00</b>	<b>66,311.06</b>	<b>44,200.00</b>

City of Arkansas City, Kansas

		2010 Actual	2011 Actual	2012 Actual	2013 Adopted Budget	2013 Working Budget	2014 Adopted Budget
<b>Category: 710 - Commodities</b>							
<b>Object: 7100 - Office Supplies/Publications</b>							
<a href="#">01-207-7100</a>	Office Supplies/Publications	7,886.07	3,539.04	3,243.11	6,700.00	1,300.00	3,500.00
<b>Object: 7101 - Other Supplies/Tools</b>							
<a href="#">01-207-7101</a>	Other Supplies/Tools	1,488.54	738.16	1,814.74	800.00	1,252.84	800.00
<b>Object: 7102 - Clothing/Uniforms</b>							
<a href="#">01-207-7102</a>	Clothing/Uniforms	388.50	137.90	1,170.30	300.00	370.78	300.00
<b>Object: 7103 - Food Supply</b>							
<a href="#">01-207-7103</a>	Food Supply	709.53	531.51	494.85	0.00	177.96	0.00
<b>Object: 7110 - Postage/Shipping</b>							
<a href="#">01-207-7110</a>	Postage/Shipping	6,560.45	6,267.74	4,937.15	6,500.00	1,000.00	5,000.00
<b>Object: 7115 - Building Demolition</b>							
<a href="#">01-207-7115</a>	Building Demolition	24,803.60	26,290.00	22,160.00	25,000.00	20,000.00	25,000.00
<b>Object: 7200 - Fuel/Oil</b>							
<a href="#">01-207-7200</a>	Fuel/Oil	2,051.16	2,418.59	2,474.12	3,000.00	1,500.00	2,000.00
<b>Object: 7201 - Equipment Repair/Parts/Maintenance</b>							
<a href="#">01-207-7201</a>	Equipment Repair/Parts/Maintena...	186.13	800.14	2,625.56	2,000.00	1,000.00	2,000.00
<b>Object: 7202 - Motor Vehicle Repair/Parts</b>							
<a href="#">01-207-7202</a>	Motor Vehicle Repair/Parts	310.46	611.34	480.51	750.00	500.00	750.00
<b>Object: 7300 - Reimbursement</b>							
<a href="#">01-207-7300</a>	Reimbursement	300.00	0.00	0.00	0.00	0.00	0.00
<b>Object: 7301 - Refunds</b>							
<a href="#">01-207-7301</a>	Refunds	2,425.00	107.95	0.00	100.00	100.00	100.00
<b>Object: 7303 - Other Taxes/Fees</b>							
<a href="#">01-207-7303</a>	Other Taxes/Fees	0.00	0.00	0.00	0.00	0.00	0.00
<b>Category 710 Total:</b>		<b>47,109.44</b>	<b>41,442.37</b>	<b>39,400.34</b>	<b>45,150.00</b>	<b>27,201.58</b>	<b>39,450.00</b>
<b>Category: 740 - Capital Outlay</b>							
<b>Object: 7403 - Motor Vehicles</b>							
<a href="#">01-207-7403</a>	Motor Vehicles	7,174.00	8,621.00	0.00	0.00	0.00	0.00
<b>Object: 7405 - Machinery/Equipment</b>							
<a href="#">01-207-7405</a>	Machinery/Equipment	0.00	6,878.72	99.48	23,500.00	2,000.00	0.00
<b>Object: 7406 - Office Equipment/Furniture</b>							
<a href="#">01-207-7406</a>	Office Equipment/Furniture	1,000.00	12,186.51	0.00	1,000.00	300.00	0.00
<b>Object: 7504 - Computer Equipment</b>							
<a href="#">01-207-7504</a>	Computer Equipment	0.00	2,846.19	906.55	2,000.00	2,000.00	1,000.00
<b>Object: 7505 - Computer Software</b>							
<a href="#">01-207-7505</a>	Computer Software	578.53	350.00	20,996.76	1,000.00	2,811.83	1,000.00
<b>Object: 7600 - Depreciation</b>							
<a href="#">01-207-7600</a>	Depreciation	0.00	0.00	0.00	0.00	0.00	0.00
<b>Category 740 Total:</b>		<b>8,752.53</b>	<b>30,882.42</b>	<b>22,002.79</b>	<b>27,500.00</b>	<b>7,111.83</b>	<b>2,000.00</b>
<b>Category: 800 - Transfers</b>							
<b>Object: 8001 - Transfer to ERF</b>							
<a href="#">01-207-8001</a>	Transfer to ERF	0.00	0.00	8,500.00	0.00	0.00	0.00
<b>Category 800 Total:</b>		<b>0.00</b>	<b>0.00</b>	<b>8,500.00</b>	<b>0.00</b>	<b>0.00</b>	<b>0.00</b>
<b>Department 207 Total:</b>		<b>402,460.10</b>	<b>391,123.65</b>	<b>321,051.43</b>	<b>297,817.00</b>	<b>180,163.40</b>	<b>185,880.00</b>
<b>Report Total:</b>		<b>402,460.10</b>	<b>391,123.65</b>	<b>321,051.43</b>	<b>297,817.00</b>	<b>180,163.40</b>	<b>185,880.00</b>

# PUBLIC SERVICES DIVISION

**The City of Arkansas City Public Services Division is to ensure that the City of Arkansas City continues to thrive by progressively providing efficient and quality wastemanagement , stormwater, and street services.**

## Description

The Public Services Department works to maintain city streets and stormwater ways as well as controls the waste management arm of the city. Waste management is provided weekly and yard waste and

## Source of Funds

This Department is financed from the special highway, sanitation and stormwater funds.

## Personnel

Personnel	
2010	20.25
2011	20.25
2012	20.25
2013	20.25
2014	18.25



## Performance Indicators

	Target	2009	2010	2011	2012
<b>Sanitation Division:</b>					
Residential Stops		52,548	48,785	51,312.00	51,923.00
Commercial Stops		3,456	4,048	4,224.00	5,083.00
Quantity to Landfill (tons)		8,092	7,303	7,658.00	7,386.00
Quantity Diverted from Landfill (Recycled, tons)		296.126	484.731	343.97	303.58
<b>Stormwater Division:</b>					
Mowing Completed (linear feet) *		1,573,440	1,263,240	2,201,760.00	4,709,760.00
Trees Trimmed (hours)		177	357	138.00	193.00
Culverts and Ditches Cleaned (linear feet) **		780	309	267.00	343.00
<b>Streets division:</b>					
Streets Swept (linear feet)***		1,896,395	2,041,360	2,142,875.00	1,665,600.00
Potholes Repaired		541	1,082	1,160.00	744.00
Brick Streets Repaired (square feet)		990	2,350	2,557.00	597.00
Curbs Repaired (linear feet)		2,263	1,653	1,909.00	268.00

# PUBLIC SERVICES DIVISION

## 2014 Major Goals/Projects

- 1) Implement new trash delivery system with polycarts.
- 2) Continue to evaluate recycling efforts with designated drop off points in the city.
- 3) Begin new replacement plan of rental carts.
- 4) Evaluate opportunity for cluster dumping in downtown.

City of Arkansas City, Kansas

		2010 Actual	2011 Actual	2012 Actual	2013 Adopted Budget	2013 Working Budget	2014 Adopted Budget
<b>Department: 100 - General Government</b>							
<b>Category: 500 - Personnel Services</b>							
<b>Object: 5203 - Travel/ Meals/ Lodging</b>							
<a href="#">01-100-5203</a>	Travel/ Meals/ Lodging	51.00	0.00	217.34	0.00	0.00	0.00
<b>Object: 5206 - Employee Appreciation</b>							
<a href="#">01-100-5206</a>	Employee Appreciation	0.00	0.00	125.00	0.00	0.00	0.00
<b>Category 500 Total:</b>		<b>51.00</b>	<b>0.00</b>	<b>342.34</b>	<b>0.00</b>	<b>0.00</b>	<b>0.00</b>
<b>Category: 600 - Contractual</b>							
<b>Object: 6102 - Electricity</b>							
<a href="#">01-100-6102</a>	Electricity	0.00	0.00	0.00	0.00	0.00	0.00
<b>Object: 6103 - Natural Gas</b>							
<a href="#">01-100-6103</a>	Natural Gas	0.00	0.00	0.00	0.00	0.00	0.00
<b>Object: 6104 - Telephone</b>							
<a href="#">01-100-6104</a>	Telephone	328.99	680.74	750.07	0.00	0.00	0.00
<b>Object: 6212 - Payments to Contractors</b>							
<a href="#">01-100-6212</a>	Payments to Contractors	0.00	0.00	12,023.15	0.00	0.00	0.00
<b>Object: 6215 - Other Insurances</b>							
<a href="#">01-100-6215</a>	Other Insurances	0.00	0.00	0.00	43,000.00	43,000.00	44,450.00
<b>Object: 6217 - Contributions</b>							
<a href="#">01-100-6217</a>	Contributions	24,616.29	24,427.28	23,954.02	0.00	0.00	0.00
<b>Object: 6218 - Claims/Losses</b>							
<a href="#">01-100-6218</a>	Claims/Losses	3,000.00	17,539.51	0.00	0.00	0.00	0.00
<b>Object: 6306 - Other Rentals</b>							
<a href="#">01-100-6306</a>	Other Rentals	200.00	200.00	1,466.64	0.00	0.00	0.00
<b>Category 600 Total:</b>		<b>28,145.28</b>	<b>42,847.53</b>	<b>38,193.88</b>	<b>43,000.00</b>	<b>43,000.00</b>	<b>44,450.00</b>
<b>Category: 710 - Commodities</b>							
<b>Object: 7103 - Food Supply</b>							
<a href="#">01-100-7103</a>	Food Supply	0.00	0.00	0.00	0.00	0.00	0.00
<b>Object: 7301 - Refunds</b>							
<a href="#">01-100-7301</a>	Refunds	50.00	655.00	1,575.00	0.00	1,725.00	1,000.00
<b>Object: 7303 - Other Taxes/Fees</b>							
<a href="#">01-100-7303</a>	Other Taxes/Fees	0.00	81.76	946.74	0.00	450.00	425.00
<b>Category 710 Total:</b>		<b>50.00</b>	<b>736.76</b>	<b>2,521.74</b>	<b>0.00</b>	<b>2,175.00</b>	<b>1,425.00</b>
<b>Category: 740 - Capital Outlay</b>							
<b>Object: 7401 - Land/Easements/ROW</b>							
<a href="#">01-100-7401</a>	Land/Easements/ROW	0.00	0.00	0.00	0.00	0.00	0.00
<b>Object: 7405 - Machinery/Equipment</b>							
<a href="#">01-100-7405</a>	Machinery/Equipment	0.00	0.00	0.00	0.00	0.00	0.00
<b>Object: 7600 - Depreciation</b>							
<a href="#">01-100-7600</a>	Depreciation	0.00	0.00	0.00	0.00	0.00	0.00
<b>Category 740 Total:</b>		<b>0.00</b>	<b>0.00</b>	<b>0.00</b>	<b>0.00</b>	<b>0.00</b>	<b>0.00</b>
<b>Category: 800 - Transfers</b>							
<b>Object: 8000 - Transfer to Other Fund</b>							
<a href="#">01-100-8000</a>	Transfer to Other Fund	0.00	68,790.00	0.00	0.00	13,612.12	0.00
<b>Category 800 Total:</b>		<b>0.00</b>	<b>68,790.00</b>	<b>0.00</b>	<b>0.00</b>	<b>13,612.12</b>	<b>0.00</b>
<b>Category: 900 - Debt Service</b>							
<b>Object: 9107 - Lease/Cert of Participation Payment</b>							
<a href="#">01-100-9107</a>	Lease/Cert of Participation Payment	65,315.14	65,315.14	66,318.93	0.00	0.00	0.00
<b>Object: 9200 - Emergency Reserve</b>							
<a href="#">01-100-9200</a>	Emergency Reserve	0.00	0.00	0.00	0.00	0.00	150,000.00
<b>Category 900 Total:</b>		<b>65,315.14</b>	<b>65,315.14</b>	<b>66,318.93</b>	<b>0.00</b>	<b>0.00</b>	<b>150,000.00</b>
<b>Department 100 Total:</b>		<b>93,561.42</b>	<b>177,689.43</b>	<b>107,376.89</b>	<b>43,000.00</b>	<b>58,787.12</b>	<b>195,875.00</b>

City of Arkansas City, Kansas

		2010 Actual	2011 Actual	2012 Actual	2013 Adopted Budget	2013 Working Budget	2014 Adopted Budget
<b>Department: 540 - Public Works Administration</b>							
<b>Category: 500 - Personnel Services</b>							
<b>Object: 5100 - Full Time Salary</b>							
<a href="#">01-540-5100</a>	Full Time Salary	47,445.14	22,951.04	23,829.16	0.00	0.00	0.00
<a href="#">19-540-5100</a>	Full Time Salary	18,023.36	8,718.89	9,052.30	105,500.00	105,500.00	166,110.00
<b>Object: 5101 - Part Time Salary</b>							
<a href="#">01-540-5101</a>	Part Time Salary	0.00	0.00	0.00	0.00	0.00	0.00
<a href="#">19-540-5101</a>	Part Time Salary	0.00	0.00	0.00	4,100.00	4,100.00	0.00
<b>Object: 5102 - Overtime Salary</b>							
<a href="#">01-540-5102</a>	Overtime Salary	838.60	829.10	862.06	0.00	0.00	0.00
<a href="#">19-540-5102</a>	Overtime Salary	318.58	314.96	327.45	1,000.00	1,000.00	0.00
<b>Object: 5103 - SS/Medi Taxes</b>							
<a href="#">01-540-5103</a>	SS/Medi Taxes	3,509.64	1,603.66	1,757.36	0.00	0.00	0.00
<a href="#">19-540-5103</a>	SS/Medi Taxes	1,333.27	609.22	667.43	8,500.00	8,500.00	12,708.00
<b>Object: 5105 - Retirement</b>							
<a href="#">01-540-5105</a>	Retirement	0.00	750.00	0.00	0.00	0.00	0.00
<a href="#">19-540-5105</a>	Retirement	0.00	0.00	0.00	0.00	0.00	0.00
<b>Object: 5106 - KPERS</b>							
<a href="#">01-540-5106</a>	KPERS	3,339.85	1,730.66	2,008.40	0.00	0.00	0.00
<a href="#">19-540-5106</a>	KPERS	1,340.01	721.25	762.91	10,000.00	10,000.00	16,346.00
<b>Object: 5111 - Life Insurance</b>							
<a href="#">01-540-5111</a>	Life Insurance	40.62	27.41	27.41	0.00	0.00	0.00
<a href="#">19-540-5111</a>	Life Insurance	6.42	10.39	10.39	85.00	85.00	138.00
<b>Object: 5112 - Medical/Dental Insurance</b>							
<a href="#">01-540-5112</a>	Medical/Dental Insurance	13,333.93	7,783.24	6,800.72	0.00	0.00	0.00
<a href="#">19-540-5112</a>	Medical/Dental Insurance	4,589.58	2,832.81	2,577.72	25,000.00	25,000.00	35,713.00
<b>Object: 5113 - Unemployment Insurance</b>							
<a href="#">01-540-5113</a>	Unemployment Insurance	171.67	180.93	135.79	0.00	0.00	0.00
<a href="#">19-540-5113</a>	Unemployment Insurance	65.56	66.71	51.60	600.00	600.00	914.00
<b>Object: 5114 - Workers Comp</b>							
<a href="#">01-540-5114</a>	Workers Comp	1,270.64	-1,079.79	38.00	0.00	0.00	0.00
<a href="#">19-540-5114</a>	Workers Comp	482.70	-645.23	18.00	2,500.00	2,500.00	1,335.00
<b>Object: 5201 - Staffing Services</b>							
<a href="#">01-540-5201</a>	Staffing Services	0.00	0.00	0.00	0.00	0.00	0.00
<b>Object: 5203 - Travel/ Meals/ Lodging</b>							
<a href="#">01-540-5203</a>	Travel/ Meals/ Lodging	84.25	19.50	33.40	0.00	0.00	0.00
<b>Category 500 Total:</b>		<b>96,193.82</b>	<b>47,424.75</b>	<b>48,960.10</b>	<b>157,285.00</b>	<b>157,285.00</b>	<b>233,264.00</b>
<b>Category: 600 - Contractual</b>							
<b>Object: 6215 - Other Insurances</b>							
<a href="#">01-540-6215</a>	Other Insurances	0.00	0.00	0.00	0.00	590.42	800.00
<b>Object: 6218 - Claims/Losses</b>							
<a href="#">01-540-6218</a>	Claims/Losses	0.00	3,000.00	375.55	0.00	0.00	0.00
<b>Object: 6302 - Equipment Rental</b>							
<a href="#">01-540-6302</a>	Equip Rental/Maintenance Contract	0.00	0.00	0.00	0.00	0.00	0.00
<b>Category 600 Total:</b>		<b>0.00</b>	<b>3,000.00</b>	<b>375.55</b>	<b>0.00</b>	<b>590.42</b>	<b>800.00</b>
<b>Category: 710 - Commodities</b>							
<b>Object: 7101 - Other Supplies/Tools</b>							
<a href="#">01-540-7101</a>	Other Supplies/Tools	130.34	0.00	0.00	0.00	0.00	0.00
<b>Object: 7102 - Clothing/Uniforms</b>							
<a href="#">19-540-7102</a>	Clothing/Uniforms	0.00	0.00	0.00	0.00	0.00	0.00
<b>Category 710 Total:</b>		<b>130.34</b>	<b>0.00</b>	<b>0.00</b>	<b>0.00</b>	<b>0.00</b>	<b>0.00</b>



City of Arkansas City, Kansas

		2010 Actual	2011 Actual	2012 Actual	2013 Adopted Budget	2013 Working Budget	2014 Adopted Budget
<b>Category: 740 - Capital Outlay</b>							
<b>Object: 7406 - Office Equipment/Furniture</b>							
<a href="#">01-540-7406</a>	Office Equipment/Furniture	0.00	0.00	0.00	0.00	0.00	0.00
<b>Category 740 Total:</b>		<b>0.00</b>	<b>0.00</b>	<b>0.00</b>	<b>0.00</b>	<b>0.00</b>	<b>0.00</b>
<b>Department 540 Total:</b>		<b>96,324.16</b>	<b>50,424.75</b>	<b>49,335.65</b>	<b>157,285.00</b>	<b>157,875.42</b>	<b>234,064.00</b>
<b>Department: 541 - Sanitation</b>							
<b>Category: 500 - Personnel Services</b>							
<b>Object: 5100 - Full Time Salary</b>							
<a href="#">19-541-5100</a>	Full Time Salary	256,332.34	277,082.29	390,177.12	292,000.00	292,000.00	240,748.00
<b>Object: 5101 - Part Time Salary</b>							
<a href="#">19-541-5101</a>	Part Time Salary	0.00	0.00	0.00	8,200.00	8,200.00	0.00
<b>Object: 5102 - Overtime Salary</b>							
<a href="#">19-541-5102</a>	Overtime Salary	22,975.88	16,598.81	14,731.70	20,000.00	20,000.00	15,000.00
<b>Object: 5103 - SS/Medi Taxes</b>							
<a href="#">19-541-5103</a>	SS/Medi Taxes	20,179.11	20,364.51	28,075.22	23,000.00	23,000.00	20,485.00
<b>Object: 5105 - Retirement</b>							
<a href="#">19-541-5105</a>	Retirement	600.00	0.00	0.00	0.00	0.00	12,020.00
<b>Object: 5106 - KPERs</b>							
<a href="#">19-541-5106</a>	KPERs	19,315.20	21,964.55	33,228.93	26,500.00	26,500.00	26,350.00
<b>Object: 5111 - Life Insurance</b>							
<a href="#">19-541-5111</a>	Life Insurance	190.41	378.00	371.70	400.00	400.00	318.00
<b>Object: 5112 - Medical/Dental Insurance</b>							
<a href="#">19-541-5112</a>	Medical/Dental Insurance	81,759.98	83,409.56	93,394.64	82,500.00	82,500.00	85,930.00
<b>Object: 5113 - Unemployment Insurance</b>							
<a href="#">19-541-5113</a>	Unemployment Insurance	1,010.38	2,150.99	2,227.03	1,600.00	1,600.00	1,325.00
<b>Object: 5114 - Workers Comp</b>							
<a href="#">19-541-5114</a>	Workers Comp	28,863.43	5,695.32	27,451.32	24,500.00	24,500.00	9,990.00
<b>Object: 5201 - Staffing Services</b>							
<a href="#">19-541-5201</a>	Staffing Services	0.00	0.00	0.00	0.00	0.00	0.00
<b>Object: 5202 - Employment Services</b>							
<a href="#">19-541-5202</a>	Employment Services	555.25	796.23	416.26	600.00	600.00	600.00
<b>Object: 5203 - Travel/ Meals/ Lodging</b>							
<a href="#">19-541-5203</a>	Travel/ Meals/ Lodging	0.00	0.00	0.00	250.00	250.00	200.00
<b>Object: 5204 - Training/Seminars/Conferences</b>							
<a href="#">19-541-5204</a>	Training/Seminars/Conferences	700.00	393.12	218.53	500.00	500.00	800.00
<b>Object: 5205 - Dues/Memberships</b>							
<a href="#">19-541-5205</a>	Dues/Memberships	35.00	0.00	0.00	0.00	0.00	0.00
<b>Object: 5206 - Employee Appreciation</b>							
<a href="#">19-541-5206</a>	Employee Appreciation	117.64	185.90	500.00	0.00	0.00	0.00
<b>Category 500 Total:</b>		<b>432,634.62</b>	<b>429,019.28</b>	<b>590,792.45</b>	<b>480,050.00</b>	<b>480,050.00</b>	<b>413,766.00</b>
<b>Category: 600 - Contractual</b>							
<b>Object: 6102 - Electricity</b>							
<a href="#">19-541-6102</a>	Electricity	5,585.85	5,595.63	5,488.67	6,000.00	6,000.00	6,180.00
<b>Object: 6103 - Natural Gas</b>							
<a href="#">19-541-6103</a>	Natural Gas	5,213.59	4,502.72	3,103.94	5,000.00	5,000.00	5,200.00
<b>Object: 6104 - Telephone</b>							
<a href="#">19-541-6104</a>	Telephone	414.77	217.59	207.14	300.00	300.00	300.00
<b>Object: 6105 - Other Utility Services</b>							
<a href="#">19-541-6105</a>	Other Utility Services	687.28	749.72	874.63	800.00	800.00	800.00
<b>Object: 6212 - Payments to Contractors</b>							
<a href="#">19-541-6212</a>	Payments to Contractors	297,929.19	257,794.89	237,450.39	300,000.00	300,000.00	300,000.00
<b>Object: 6214 - Other Professional Services</b>							
<a href="#">19-541-6214</a>	Other Professional Services	38,949.50	36,543.34	33,954.74	40,000.00	40,000.00	35,000.00

City of Arkansas City, Kansas

		2010 Actual	2011 Actual	2012 Actual	2013 Adopted Budget	2013 Working Budget	2014 Adopted Budget
<b>Object: 6215 - Other Insurances</b>							
<a href="#">19-541-6215</a>	Other Insurances	0.00	0.00	0.00	0.00	0.00	1,350.00
<b>Object: 6218 - Claims/Losses</b>							
<a href="#">19-541-6218</a>	Claims/Losses	0.00	0.00	0.00	0.00	0.00	0.00
<b>Object: 6301 - Advertising</b>							
<a href="#">19-541-6301</a>	Advertising	4,132.60	5,493.95	6,968.35	4,000.00	4,000.00	5,000.00
<b>Object: 6302 - Equipment Rental</b>							
<a href="#">19-541-6302</a>	Equip Rental/Maintenance Contract	84.00	84.00	57.00	250.00	250.00	250.00
<b>Object: 6303 - License Fees</b>							
<a href="#">19-541-6303</a>	License Fees	32.00	0.00	0.00	0.00	0.00	100.00
<b>Category 600 Total:</b>		<b>353,028.78</b>	<b>310,981.84</b>	<b>288,104.86</b>	<b>356,350.00</b>	<b>356,350.00</b>	<b>354,180.00</b>
<b>Category: 710 - Commodities</b>							
<b>Object: 7100 - Office Supplies/Publications</b>							
<a href="#">19-541-7100</a>	Office Supplies/Publications	1,167.29	402.49	445.88	1,500.00	1,500.00	1,000.00
<b>Object: 7101 - Other Supplies/Tools</b>							
<a href="#">19-541-7101</a>	Other Supplies/Tools	6,942.84	5,338.75	6,100.67	7,500.00	7,500.00	7,000.00
<b>Object: 7102 - Clothing/Uniforms</b>							
<a href="#">19-541-7102</a>	Clothing/Uniforms	5,888.51	6,302.97	8,810.95	6,200.00	6,200.00	7,000.00
<b>Object: 7103 - Food Supply</b>							
<a href="#">19-541-7103</a>	Food Supply	1,161.84	1,147.35	1,088.29	0.00	0.00	0.00
<b>Object: 7107 - Materials for Resale</b>							
<a href="#">19-541-7107</a>	Materials for Resale	0.00	0.00	0.00	0.00	0.00	0.00
<b>Object: 7110 - Postage/Shipping</b>							
<a href="#">19-541-7110</a>	Postage/Shipping	54.99	4.65	0.00	100.00	100.00	100.00
<b>Object: 7200 - Fuel/Oil</b>							
<a href="#">19-541-7200</a>	Fuel/Oil	45,112.82	57,305.51	62,792.51	60,000.00	60,000.00	63,000.00
<b>Object: 7201 - Equipment Repair/Parts/Maintenance</b>							
<a href="#">19-541-7201</a>	Equipment Repair/Parts/Maintena...	6,682.19	2,351.63	10,124.42	7,900.00	7,900.00	8,000.00
<b>Object: 7202 - Motor Vehicle Repair/Parts</b>							
<a href="#">19-541-7202</a>	Motor Vehicle Repair/Parts	20,045.69	23,272.60	30,328.53	32,500.00	32,500.00	32,000.00
<b>Object: 7204 - Building Materials/Repairs</b>							
<a href="#">19-541-7204</a>	Building Materials/Repairs	5,651.51	3,063.95	2,613.09	7,500.00	7,500.00	7,500.00
<b>Object: 7301 - Refunds</b>							
<a href="#">19-541-7301</a>	Refunds	0.00	0.00	0.00	0.00	0.00	0.00
<b>Category 710 Total:</b>		<b>92,707.68</b>	<b>99,189.90</b>	<b>122,304.34</b>	<b>123,200.00</b>	<b>123,200.00</b>	<b>125,600.00</b>
<b>Category: 740 - Capital Outlay</b>							
<b>Object: 7403 - Motor Vehicles</b>							
<a href="#">19-541-7403</a>	Motor Vehicles	0.00	0.00	10,000.00	212,115.00	212,115.00	150,000.00
<b>Object: 7405 - Machinery/Equipment</b>							
<a href="#">19-541-7405</a>	Machinery/Equipment	35,667.00	34,458.00	307.79	60,000.00	60,000.00	503,000.00
<b>Object: 7505 - Computer Software</b>							
<a href="#">19-541-7505</a>	Computer Software	199.58	0.00	1,371.10	1,000.00	1,000.00	900.00
<b>Object: 7600 - Depreciation</b>							
<a href="#">19-541-7600</a>	Depreciation	0.00	0.00	0.00	0.00	0.00	0.00
<b>Category 740 Total:</b>		<b>35,866.58</b>	<b>34,458.00</b>	<b>11,678.89</b>	<b>273,115.00</b>	<b>273,115.00</b>	<b>653,900.00</b>
<b>Department 541 Total:</b>		<b>914,237.66</b>	<b>873,649.02</b>	<b>1,012,880.54</b>	<b>1,232,715.00</b>	<b>1,232,715.00</b>	<b>1,547,446.00</b>
<b>Department: 542 - Streets</b>							
<b>Category: 500 - Personnel Services</b>							
<b>Object: 5100 - Full Time Salary</b>							
<a href="#">01-542-5100</a>	Full Time Salary	207,272.10	210,618.87	214,491.80	135,000.00	171,542.00	159,910.00
<a href="#">21-542-5100</a>	Full Time Salary	45,962.97	46,058.57	32,027.61	124,000.00	124,000.00	14,125.00
<b>Object: 5101 - Part Time Salary</b>							
<a href="#">01-542-5101</a>	Part Time Salary	0.00	2,460.16	16,327.93	0.00	9,033.00	0.00

City of Arkansas City, Kansas

		2010 Actual	2011 Actual	2012 Actual	2013 Adopted Budget	2013 Working Budget	2014 Adopted Budget
<b>Object: 5102 - Overtime Salary</b>							
<a href="#">01-542-5102</a>	Overtime Salary	7,963.21	4,945.34	5,420.87	5,000.00	5,725.00	5,000.00
<a href="#">21-542-5102</a>	Overtime Salary	2,191.42	759.97	0.00	0.00	0.00	100.00
<b>Object: 5103 - SS/Medi Taxes</b>							
<a href="#">01-542-5103</a>	SS/Medi Taxes	15,493.59	14,992.17	17,080.17	11,000.00	13,580.00	13,076.00
<a href="#">21-542-5103</a>	SS/Medi Taxes	3,567.36	3,317.44	2,343.55	9,600.00	9,600.00	1,089.00
<b>Object: 5105 - Retirement</b>							
<a href="#">01-542-5105</a>	Retirement	250.00	0.00	0.00	0.00	0.00	6,010.00
<a href="#">21-542-5105</a>	Retirement	50.00	0.00	0.00	0.00	0.00	0.00
<b>Object: 5106 - KPERS</b>							
<a href="#">01-542-5106</a>	KPERS	14,247.31	15,572.09	18,333.44	12,200.00	15,000.00	16,819.00
<a href="#">21-542-5106</a>	KPERS	3,325.90	3,494.37	2,605.57	11,200.00	11,200.00	1,400.00
<b>Object: 5111 - Life Insurance</b>							
<a href="#">01-542-5111</a>	Life Insurance	373.79	286.70	267.84	200.00	198.00	193.00
<a href="#">21-542-5111</a>	Life Insurance	30.38	34.60	18.81	100.00	100.00	10.00
<b>Object: 5112 - Medical/Dental Insurance</b>							
<a href="#">01-542-5112</a>	Medical/Dental Insurance	68,657.14	73,882.04	63,984.25	43,500.00	43,200.00	48,000.00
<a href="#">21-542-5112</a>	Medical/Dental Insurance	2,480.61	-625.20	7,128.07	30,000.00	30,000.00	3,786.00
<b>Object: 5113 - Unemployment Insurance</b>							
<a href="#">01-542-5113</a>	Unemployment Insurance	939.09	1,883.78	4,915.00	800.00	1,024.00	880.00
<a href="#">21-542-5113</a>	Unemployment Insurance	38.44	87.30	171.19	700.00	700.00	78.00
<b>Object: 5114 - Workers Comp</b>							
<a href="#">01-542-5114</a>	Workers Comp	12,150.27	1,491.43	10,817.00	7,500.00	7,681.18	9,200.00
<a href="#">21-542-5114</a>	Workers Comp	2,918.46	-519.95	1,934.03	3,200.00	3,200.00	813.00
<b>Object: 5199 - (To) From Other Dept</b>							
<a href="#">01-542-5199</a>	(To) From Other Dept	0.00	0.00	0.00	0.00	6,184.38	0.00
<b>Object: 5201 - Staffing Services</b>							
<a href="#">21-542-5201</a>	Staffing Services	1,140.00	46.60	0.00	0.00	0.00	0.00
<b>Object: 5202 - Employment Services</b>							
<a href="#">01-542-5202</a>	Employment Services	0.00	0.00	0.00	0.00	0.00	0.00
<a href="#">21-542-5202</a>	Employment Services	88.60	1,257.26	756.00	700.00	700.00	750.00
<b>Object: 5203 - Travel/ Meals/ Lodging</b>							
<a href="#">01-542-5203</a>	Travel/ Meals/ Lodging	0.00	0.00	0.00	0.00	0.00	0.00
<a href="#">21-542-5203</a>	Travel/ Meals/ Lodging	270.06	0.00	0.00	500.00	500.00	500.00
<b>Object: 5204 - Training/Seminars/Conferences</b>							
<a href="#">01-542-5204</a>	Training/Seminars/Conferences	0.00	0.00	0.00	0.00	0.00	0.00
<a href="#">21-542-5204</a>	Training/Seminars/Conferences	901.96	393.12	2,076.64	1,500.00	1,500.00	1,500.00
<b>Object: 5205 - Dues/Memberships</b>							
<a href="#">21-542-5205</a>	Dues/Memberships	764.00	217.00	60.00	300.00	300.00	100.00
<b>Object: 5206 - Employee Appreciation</b>							
<a href="#">21-542-5206</a>	Employee Appreciation	114.92	158.14	157.16	0.00	0.00	0.00
<b>Category 500 Total:</b>		<b>391,191.58</b>	<b>380,811.80</b>	<b>400,916.93</b>	<b>397,000.00</b>	<b>454,967.56</b>	<b>283,339.00</b>
<b>Category: 600 - Contractual</b>							
<b>Object: 6102 - Electricity</b>							
<a href="#">01-542-6102</a>	Electricity	0.00	0.00	157,099.83	128,000.00	150,000.00	160,000.00
<a href="#">21-542-6102</a>	Electricity	14,497.66	15,546.96	13,980.42	12,000.00	12,000.00	12,360.00
<b>Object: 6103 - Natural Gas</b>							
<a href="#">21-542-6103</a>	Natural Gas	5,213.58	4,502.72	3,103.96	4,000.00	4,000.00	1,529.00
<b>Object: 6104 - Telephone</b>							
<a href="#">21-542-6104</a>	Telephone	1,267.43	1,059.01	1,140.83	1,000.00	1,000.00	1,200.00

City of Arkansas City, Kansas

		2010 Actual	2011 Actual	2012 Actual	2013 Adopted Budget	2013 Working Budget	2014 Adopted Budget
<b>Object: 6105 - Other Utility Services</b>							
<a href="#">21-542-6105</a>	Other Utility Services	687.27	624.73	874.67	650.00	650.00	850.00
<b>Object: 6212 - Payments to Contractors</b>							
<a href="#">21-542-6212</a>	Payments to Contractors	353.50	5,715.12	0.00	0.00	0.00	0.00
<b>Object: 6214 - Other Professional Services</b>							
<a href="#">01-542-6214</a>	Other Professional Services	500.00	0.00	0.00	0.00	418.75	0.00
<a href="#">21-542-6214</a>	Other Professional Services	8,089.71	3,203.00	1,178.19	2,500.00	2,500.00	2,500.00
<b>Object: 6215 - Other Insurances</b>							
<a href="#">01-542-6215</a>	Other Insurances	0.00	0.00	0.00	10,000.00	10,000.00	14,850.00
<b>Object: 6218 - Claims/Losses</b>							
<a href="#">21-542-6218</a>	Claims/Losses	0.00	1,816.10	81.61	0.00	0.00	0.00
<b>Object: 6301 - Advertising</b>							
<a href="#">21-542-6301</a>	Advertising	2,434.21	2,739.95	627.18	0.00	0.00	0.00
<b>Object: 6302 - Equipment Rental</b>							
<a href="#">01-542-6302</a>	Equip Rental/Maintenance Contract	0.00	0.00	0.00	0.00	0.00	0.00
<a href="#">21-542-6302</a>	Equip Rental/Maintenance Contract	5,283.76	5,380.07	8,460.00	6,000.00	6,000.00	6,000.00
<b>Object: 6303 - License Fees</b>							
<a href="#">21-542-6303</a>	License Fees	74.50	0.00	128.06	0.00	0.00	120.00
<b>Category 600 Total:</b>		<b>38,401.62</b>	<b>40,587.66</b>	<b>186,674.75</b>	<b>164,150.00</b>	<b>186,568.75</b>	<b>199,409.00</b>
<b>Category: 710 - Commodities</b>							
<b>Object: 7100 - Office Supplies/Publications</b>							
<a href="#">01-542-7100</a>	Office Supplies/Publications	0.00	0.00	129.99	0.00	0.00	0.00
<a href="#">21-542-7100</a>	Office Supplies/Publications	2,060.00	750.30	745.32	1,500.00	1,500.00	1,000.00
<b>Object: 7101 - Other Supplies/Tools</b>							
<a href="#">01-542-7101</a>	Other Supplies/Tools	56.40	0.00	0.00	0.00	0.00	0.00
<a href="#">21-542-7101</a>	Other Supplies/Tools	13,430.64	5,461.18	10,435.77	6,000.00	6,000.00	6,000.00
<b>Object: 7102 - Clothing/Uniforms</b>							
<a href="#">21-542-7102</a>	Clothing/Uniforms	4,294.91	3,341.88	7,730.18	2,500.00	2,500.00	7,500.00
<b>Object: 7103 - Food Supply</b>							
<a href="#">21-542-7103</a>	Food Supply	1,401.75	1,180.94	1,107.30	0.00	0.00	0.00
<b>Object: 7110 - Postage/Shipping</b>							
<a href="#">21-542-7110</a>	Postage/Shipping	85.80	34.19	33.22	100.00	100.00	100.00
<b>Object: 7200 - Fuel/Oil</b>							
<a href="#">21-542-7200</a>	Fuel/Oil	44,057.44	51,806.87	58,157.54	50,000.00	50,000.00	60,000.00
<b>Object: 7201 - Equipment Repair/Parts/Maintenance</b>							
<a href="#">01-542-7201</a>	Equipment Repair/Parts/Maintena...	0.00	0.00	277.50	0.00	11,029.14	0.00
<a href="#">21-542-7201</a>	Equipment Repair/Parts/Maintena...	34,175.82	43,162.07	43,759.99	75,000.00	75,000.00	50,000.00
<b>Object: 7202 - Motor Vehicle Repair/Parts</b>							
<a href="#">21-542-7202</a>	Motor Vehicle Repair/Parts	11,869.68	14,191.18	5,486.71	20,000.00	20,000.00	20,000.00
<b>Object: 7204 - Building Materials/Repairs</b>							
<a href="#">01-542-7204</a>	Building Materials/Repairs	0.00	0.00	0.00	42,000.00	5,234.00	5,000.00
<a href="#">21-542-7204</a>	Building Materials/Repairs	7,715.86	3,878.31	3,982.15	35,000.00	35,000.00	5,000.00
<b>Object: 7205 - Street/Sidewalk Materials</b>							
<a href="#">21-542-7205</a>	Street/Sidewalk Materials	30,980.68	6,539.59	30,277.98	169,223.00	169,223.00	170,000.00
<b>Object: 7207 - Street Flags and Signs</b>							
<a href="#">21-542-7207</a>	Street Flags and Signs	3,290.50	0.00	77.44	10,000.00	10,000.00	8,000.00
<b>Category 710 Total:</b>		<b>153,419.48</b>	<b>130,346.51</b>	<b>162,201.09</b>	<b>411,323.00</b>	<b>385,586.14</b>	<b>332,600.00</b>
<b>Category: 740 - Capital Outlay</b>							
<b>Object: 7403 - Motor Vehicles</b>							
<a href="#">21-542-7403</a>	Motor Vehicles	0.00	0.00	39,508.00	0.00	0.00	0.00
<b>Object: 7405 - Machinery/Equipment</b>							
<a href="#">01-542-7405</a>	Machinery/Equipment	0.00	0.00	0.00	130,000.00	62,000.00	100,000.00

City of Arkansas City, Kansas

		2010 Actual	2011 Actual	2012 Actual	2013 Adopted Budget	2013 Working Budget	2014 Adopted Budget
<a href="#">21-542-7405</a>	Machinery/Equipment	115,000.00	36,564.75	20,470.59	0.00	0.00	0.00
<b>Object: 7406 - Office Equipment/Furniture</b>							
<a href="#">21-542-7406</a>	Office Equipment/Furniture	0.00	0.00	0.00	0.00	0.00	0.00
<b>Object: 7504 - Computer Equipment</b>							
<a href="#">21-542-7504</a>	Computer Equipment	0.00	0.00	1,039.00	0.00	0.00	0.00
<b>Object: 7505 - Computer Software</b>							
<a href="#">21-542-7505</a>	Computer Software	6,514.29	150.00	1,146.10	200.00	200.00	900.00
<b>Object: 7600 - Depreciation</b>							
<a href="#">21-542-7600</a>	Depreciation	0.00	0.00	0.00	0.00	0.00	0.00
<b>Category 740 Total:</b>		<b>121,514.29</b>	<b>36,714.75</b>	<b>62,163.69</b>	<b>130,200.00</b>	<b>62,200.00</b>	<b>100,900.00</b>
<b>Category: 800 - Transfers</b>							
<b>Object: 8000 - Transfer to Other Fund</b>							
<a href="#">21-542-8000</a>	Transfer to Other Fund	0.00	34,983.00	40,000.00	0.00	0.00	0.00
<b>Object: 8001 - Transfer to ERF</b>							
<a href="#">01-542-8001</a>	Transfer to ERF	0.00	0.00	0.00	0.00	0.00	0.00
<b>Object: 8002 - Transfer to CIP</b>							
<a href="#">01-542-8002</a>	Transfer to CIP	0.00	0.00	0.00	0.00	0.00	0.00
<b>Category 800 Total:</b>		<b>0.00</b>	<b>34,983.00</b>	<b>40,000.00</b>	<b>0.00</b>	<b>0.00</b>	<b>0.00</b>
<b>Department 542 Total:</b>		<b>704,526.97</b>	<b>623,443.72</b>	<b>851,956.46</b>	<b>1,102,673.00</b>	<b>1,089,322.45</b>	<b>916,248.00</b>
<b>Department: 544 - Stormwater</b>							
<b>Category: 500 - Personnel Services</b>							
<b>Object: 5100 - Full Time Salary</b>							
<a href="#">15-544-5100</a>	Full Time Salary	42,155.27	43,693.04	54,258.56	292,000.00	292,000.00	114,513.00
<b>Object: 5101 - Part Time Salary</b>							
<a href="#">15-544-5101</a>	Part Time Salary	0.00	0.00	0.00	4,100.00	4,100.00	0.00
<b>Object: 5102 - Overtime Salary</b>							
<a href="#">15-544-5102</a>	Overtime Salary	2,390.66	1,512.63	2,027.09	1,000.00	1,000.00	2,000.00
<b>Object: 5103 - SS/Medi Taxes</b>							
<a href="#">15-544-5103</a>	SS/Medi Taxes	3,120.79	2,996.62	4,001.22	14,000.00	14,000.00	9,067.00
<b>Object: 5105 - Retirement</b>							
<a href="#">15-544-5105</a>	Retirement	0.00	0.00	0.00	0.00	0.00	2,004.00
<b>Object: 5106 - KPERS</b>							
<a href="#">15-544-5106</a>	KPERS	3,036.05	3,397.03	4,538.55	16,000.00	16,000.00	11,662.00
<b>Object: 5111 - Life Insurance</b>							
<a href="#">15-544-5111</a>	Life Insurance	54.84	63.00	75.60	180.00	180.00	120.00
<b>Object: 5112 - Medical/Dental Insurance</b>							
<a href="#">15-544-5112</a>	Medical/Dental Insurance	21,777.43	21,835.50	23,432.39	60,000.00	60,000.00	34,926.00
<b>Object: 5113 - Unemployment Insurance</b>							
<a href="#">15-544-5113</a>	Unemployment Insurance	200.31	430.55	309.56	1,000.00	1,000.00	630.00
<b>Object: 5114 - Workers Comp</b>							
<a href="#">15-544-5114</a>	Workers Comp	6,061.08	-50.04	3,715.93	6,500.00	6,500.00	3,986.00
<b>Object: 5199 - (To) From Other Dept</b>							
<a href="#">15-544-5199</a>	(To) From Other Dept	0.00	0.00	0.00	0.00	0.00	0.00
<b>Category 500 Total:</b>		<b>78,796.43</b>	<b>73,878.33</b>	<b>92,358.90</b>	<b>394,780.00</b>	<b>394,780.00</b>	<b>178,908.00</b>
<b>Category: 600 - Contractual</b>							
<b>Object: 6212 - Payments to Contractors</b>							
<a href="#">15-544-6212</a>	Payments to Contractors	43,982.50	125,265.92	17,286.31	40,000.00	40,000.00	35,000.00
<b>Object: 6214 - Other Professional Services</b>							
<a href="#">15-544-6214</a>	Other Professional Services	26.22	149.33	60.00	2,000.00	2,000.00	2,000.00
<b>Object: 6215 - Other Insurances</b>							
<a href="#">15-544-6215</a>	Other Insurances	0.00	0.00	0.00	0.00	0.00	700.00
<b>Object: 6301 - Advertising</b>							
<a href="#">15-544-6301</a>	Advertising	0.00	0.00	67.95	0.00	0.00	0.00

City of Arkansas City, Kansas

		2010 Actual	2011 Actual	2012 Actual	2013 Adopted Budget	2013 Working Budget	2014 Adopted Budget
<b>Object: 6303 - License Fees</b>							
<a href="#">15-544-6303</a>	License Fees	0.00	0.00	0.00	0.00	0.00	0.00
<b>Category 600 Total:</b>		<b>44,008.72</b>	<b>125,415.25</b>	<b>17,414.26</b>	<b>42,000.00</b>	<b>42,000.00</b>	<b>37,700.00</b>
<b>Category: 710 - Commodities</b>							
<b>Object: 7101 - Other Supplies/Tools</b>							
<a href="#">15-544-7101</a>	Other Supplies/Tools	0.00	0.00	122.50	0.00	0.00	0.00
<b>Object: 7102 - Clothing/Uniforms</b>							
<a href="#">15-544-7102</a>	Clothing/Uniforms	0.00	0.00	0.00	0.00	0.00	0.00
<b>Object: 7202 - Motor Vehicle Repair/Parts</b>							
<a href="#">15-544-7202</a>	Motor Vehicle Repair/Parts	0.00	0.00	423.96	0.00	0.00	0.00
<b>Category 710 Total:</b>		<b>0.00</b>	<b>0.00</b>	<b>546.46</b>	<b>0.00</b>	<b>0.00</b>	<b>0.00</b>
<b>Category: 740 - Capital Outlay</b>							
<b>Object: 7403 - Motor Vehicles</b>							
<a href="#">15-544-7403</a>	Motor Vehicles	0.00	0.00	18,399.00	0.00	0.00	0.00
<b>Object: 7405 - Machinery/Equipment</b>							
<a href="#">15-544-7405</a>	Machinery/Equipment	0.00	0.00	12,128.67	0.00	0.00	65,000.00
<b>Object: 7600 - Depreciation</b>							
<a href="#">15-544-7600</a>	Depreciation	0.00	0.00	0.00	0.00	0.00	0.00
<b>Category 740 Total:</b>		<b>0.00</b>	<b>0.00</b>	<b>30,527.67</b>	<b>0.00</b>	<b>0.00</b>	<b>65,000.00</b>
<b>Department 544 Total:</b>		<b>122,805.15</b>	<b>199,293.58</b>	<b>140,847.29</b>	<b>436,780.00</b>	<b>436,780.00</b>	<b>281,608.00</b>
<b>Report Total:</b>		<b>1,931,455.36</b>	<b>1,924,500.50</b>	<b>2,162,396.83</b>	<b>2,972,453.00</b>	<b>2,975,479.99</b>	<b>3,175,241.00</b>

# ENVIRONMENTAL SERVICES DIVISION

**The City of Arkansas City Environmental Services Division is to ensure that the City of Arkansas City continues to thrive by progressively providing a community that is healthy and safe and protects the environment.**

### Description

The Environmental Services Division composes the functions of water treatment and wastewater treatment. The processes include water collection, production and distribution. Meter reading is accounted for in this division as is wastewater collection, treatment and discharge. This department must follow strict guidelines for environmental regulations compliance.

### Source of Funds

This division is financed from the water and sewer funds.

Personnel	
2010	21
2011	22
2012	21
2013	21
2014	21



### Performance Indicators

	Target	2009	2010	2011	2012
<b>Wastewater Collection Division:</b>					
Lines Flushed (linear feet)		166,650	239,000	201,125	166,880
Lines Vacuum Cleaned (linear feet)		27,050	35,325	19,950	36,000
Stop-ups		10	11	22	17
<b>Wastewater Treatment division:</b>					
Wastewater Treated daily average (million gallons per day, MGD)		1.61	1.15	1.00	1.15
Wastewater Treated (million gallons, MG)		588.17	418.82	364.09	409.39
Wastewater Treated maximum day (MGD)		4.27	4.50	2.30	2.20
Wastewater Treated minimum day (MGD)		0.72	0.64	0.68	0.76
<b>Water Distribution and Meter Reading Divisions:</b>					
Water Main Breaks.		33	18	38	55
Water Meters Read.		61,898	67,384	65,241	66,882
Average Active Water Accounts.		5,098	4,995	4,908	4,891
Water Mains Replaced (linear feet).		-	-	3,033	6,816

# ENVIRONMENTAL SERVICES DIVISION

Performance Indicators Cont'd.					
	Target	2009	2010	2011	2012
Water Quality Complaints.		11	26	40	37
Water Pressure Complaints.		6	6	8	8
-					
<b>Water Treatment Division:</b>					
Water Production daily average (MGD).		2.621	2.814	2.63	2.63
Water Production (MG).		956.776	1027.180	959.53	1,109.96
Water Sold (MG).		612.449	739.773	735.59	787.54
Water Loss		28%	28%	23%	22%

## 2014 Major Goals/Projects

- 1) Complete final design of water treatment plant.
  
- 2) Complete camera study of sewer system.



City of Arkansas City, Kansas

		2010 Actual	2011 Actual	2012 Actual	2013 Adopted Budget	2013 Working Budget	2014 Adopted Budget
<b>Department: 650 - Environmental Services</b>							
<b>Category: 500 - Personnel Services</b>							
<b>Object: 5100 - Full Time Salary</b>							
<a href="#">16-650-5100</a>	Full Time Salary	117,757.31	120,005.28	188,556.02	103,000.00	103,000.00	174,308.00
<a href="#">18-650-5100</a>	Full Time Salary	63,407.88	63,620.14	95,157.98	103,000.00	103,000.00	149,035.00
<b>Object: 5101 - Part Time Salary</b>							
<a href="#">16-650-5101</a>	Part Time Salary	12,686.24	10,273.77	0.00	4,100.00	4,100.00	0.00
<b>Object: 5102 - Overtime Salary</b>							
<a href="#">16-650-5102</a>	Overtime Salary	116.38	223.42	960.18	1,000.00	1,000.00	1,000.00
<a href="#">18-650-5102</a>	Overtime Salary	62.68	120.34	517.01	1,000.00	1,000.00	500.00
<b>Object: 5103 - SS/Medi Taxes</b>							
<a href="#">16-650-5103</a>	SS/Medi Taxes	9,493.98	9,083.45	13,897.41	8,300.00	8,300.00	13,411.00
<a href="#">18-650-5103</a>	SS/Medi Taxes	4,632.45	4,446.56	6,995.12	8,300.00	8,300.00	11,440.00
<b>Object: 5105 - Retirement</b>							
<a href="#">16-650-5105</a>	Retirement	65.00	0.00	0.00	0.00	0.00	0.00
<a href="#">18-650-5105</a>	Retirement	35.00	0.00	0.00	0.00	0.00	0.00
<b>Object: 5106 - KPERs</b>							
<a href="#">16-650-5106</a>	KPERs	9,038.08	9,795.29	15,491.74	10,000.00	10,000.00	17,251.00
<a href="#">18-650-5106</a>	KPERs	4,372.33	4,755.35	7,824.02	10,000.00	10,000.00	14,715.00
<b>Object: 5111 - Life Insurance</b>							
<a href="#">16-650-5111</a>	Life Insurance	62.78	108.66	86.11	75.00	75.00	135.00
<a href="#">18-650-5111</a>	Life Insurance	21.03	39.39	83.99	100.00	100.00	110.00
<b>Object: 5112 - Medical/Dental Insurance</b>							
<a href="#">16-650-5112</a>	Medical/Dental Insurance	24,177.24	25,926.26	34,996.24	22,000.00	22,000.00	39,000.00
<a href="#">18-650-5112</a>	Medical/Dental Insurance	8,969.79	9,546.51	18,735.12	22,000.00	22,000.00	38,610.00
<b>Object: 5113 - Unemployment Insurance</b>							
<a href="#">16-650-5113</a>	Unemployment Insurance	434.30	877.78	1,100.02	600.00	600.00	959.00
<a href="#">18-650-5113</a>	Unemployment Insurance	202.48	439.28	433.02	600.00	600.00	820.00
<b>Object: 5114 - Workers Comp</b>							
<a href="#">16-650-5114</a>	Workers Comp	4,645.18	460.70	5,610.28	1,800.00	1,800.00	7,565.00
<a href="#">18-650-5114</a>	Workers Comp	3,330.41	1,521.31	3,652.96	1,800.00	1,800.00	6,469.00
<b>Object: 5201 - Staffing Services</b>							
<a href="#">16-650-5201</a>	Staffing Services	0.00	0.00	0.00	0.00	0.00	0.00
<b>Object: 5202 - Employment Services</b>							
<a href="#">16-650-5202</a>	Employment Services	157.50	178.48	294.60	150.00	150.00	300.00
<b>Object: 5203 - Travel/ Meals/ Lodging</b>							
<a href="#">16-650-5203</a>	Travel/ Meals/ Lodging	1,025.58	917.95	1,532.31	1,000.00	1,000.00	1,000.00
<b>Object: 5204 - Training/Seminars/Conferences</b>							
<a href="#">16-650-5204</a>	Training/Seminars/Conferences	3,362.54	1,632.12	2,062.11	1,000.00	1,000.00	2,000.00
<b>Object: 5205 - Dues/Memberships</b>							
<a href="#">16-650-5205</a>	Dues/Memberships	4,733.33	745.00	951.60	6,000.00	6,000.00	6,000.00
<b>Object: 5206 - Employee Appreciation</b>							
<a href="#">16-650-5206</a>	Employee Appreciation	40.00	373.69	500.00	0.00	0.00	0.00
<b>Object: 5207 - Moving Expense</b>							
<a href="#">16-650-5207</a>	Moving Expense	0.00	0.00	0.00	0.00	0.00	0.00
<b>Category 500 Total:</b>		<b>272,829.49</b>	<b>265,090.73</b>	<b>399,437.84</b>	<b>305,825.00</b>	<b>305,825.00</b>	<b>484,628.00</b>
<b>Category: 600 - Contractual</b>							
<b>Object: 6102 - Electricity</b>							
<a href="#">16-650-6102</a>	Electricity	1,351.51	1,333.24	1,143.05	1,420.00	1,420.00	1,450.00
<b>Object: 6103 - Natural Gas</b>							
<a href="#">16-650-6103</a>	Natural Gas	660.14	637.41	539.41	820.00	820.00	860.00

City of Arkansas City, Kansas

	2010 Actual	2011 Actual	2012 Actual	2013 Adopted Budget	2013 Working Budget	2014 Adopted Budget
<b>Object: 6104 - Telephone</b>						
<a href="#">16-650-6104</a> Telephone	892.18	942.98	1,178.49	1,005.00	1,005.00	1,200.00
<b>Object: 6105 - Other Utility Services</b>						
<a href="#">16-650-6105</a> Other Utility Services	1,499.40	1,374.45	1,624.35	1,600.00	1,600.00	1,600.00
<b>Object: 6212 - Payments to Contractors</b>						
<a href="#">16-650-6212</a> Payments to Contractors	0.00	0.00	0.00	0.00	0.00	0.00
<a href="#">18-650-6212</a> Payments to Contractors	0.00	0.00	0.00	0.00	0.00	0.00
<b>Object: 6214 - Other Professional Services</b>						
<a href="#">16-650-6214</a> Other Professional Services	8,178.26	4,573.55	1,444.47	4,700.00	4,700.00	4,700.00
<b>Object: 6215 - Other Insurances</b>						
<a href="#">16-650-6215</a> Other Insurances	0.00	0.00	0.00	3,150.00	3,150.00	3,150.00
<a href="#">18-650-6215</a> Other Insurances	0.00	0.00	0.00	0.00	0.00	0.00
<b>Object: 6218 - Claims/Losses</b>						
<a href="#">16-650-6218</a> Claims/Losses	0.00	1,203.61	0.00	0.00	0.00	0.00
<a href="#">18-650-6218</a> Claims/Losses	0.00	500.00	0.00	0.00	0.00	0.00
<b>Object: 6220 - Engineering Services</b>						
<a href="#">16-650-6220</a> Engineering Services	0.00	0.00	0.00	0.00	0.00	0.00
<a href="#">18-650-6220</a> Engineering Services	0.00	0.00	0.00	0.00	0.00	0.00
<b>Object: 6301 - Advertising</b>						
<a href="#">16-650-6301</a> Advertising	0.00	0.00	0.00	0.00	0.00	0.00
<b>Object: 6302 - Equipment Rental</b>						
<a href="#">16-650-6302</a> Equip Rental/Maintenance Contract	1,356.16	1,323.99	413.78	1,425.00	1,425.00	1,425.00
<b>Category 600 Total:</b>	<b>13,937.65</b>	<b>11,889.23</b>	<b>6,343.55</b>	<b>14,120.00</b>	<b>14,120.00</b>	<b>14,385.00</b>
<b>Category: 710 - Commodities</b>						
<b>Object: 7100 - Office Supplies/Publications</b>						
<a href="#">16-650-7100</a> Office Supplies/Publications	1,505.11	2,170.70	2,799.46	1,600.00	1,600.00	1,600.00
<b>Object: 7101 - Other Supplies/Tools</b>						
<a href="#">16-650-7101</a> Other Supplies/Tools	1,313.74	1,070.85	1,252.04	1,000.00	1,000.00	1,000.00
<b>Object: 7102 - Clothing/Uniforms</b>						
<a href="#">16-650-7102</a> Clothing/Uniforms	1,234.88	1,082.31	1,721.12	1,400.00	1,400.00	1,400.00
<a href="#">18-650-7102</a> Clothing/Uniforms	0.00	0.00	0.00	0.00	0.00	0.00
<b>Object: 7103 - Food Supply</b>						
<a href="#">16-650-7103</a> Food Supply	833.09	951.57	687.88	0.00	0.00	0.00
<b>Object: 7110 - Postage/Shipping</b>						
<a href="#">16-650-7110</a> Postage/Shipping	201.36	104.43	70.00	200.00	200.00	200.00
<b>Object: 7200 - Fuel/Oil</b>						
<a href="#">16-650-7200</a> Fuel/Oil	1,727.93	1,582.89	1,759.01	1,800.00	1,800.00	1,800.00
<b>Object: 7201 - Equipment Repair/Parts/Maintenance</b>						
<a href="#">16-650-7201</a> Equipment Repair/Parts/Maintena...	528.15	3,322.05	924.14	600.00	600.00	750.00
<a href="#">18-650-7201</a> Equipment Repair/Parts/Maintena...	0.00	0.00	0.00	0.00	0.00	0.00
<b>Object: 7202 - Motor Vehicle Repair/Parts</b>						
<a href="#">16-650-7202</a> Motor Vehicle Repair/Parts	492.81	306.10	283.78	550.00	550.00	700.00
<b>Object: 7301 - Refunds</b>						
<a href="#">16-650-7301</a> Refunds	0.00	0.00	0.00	0.00	0.00	0.00
<b>Category 710 Total:</b>	<b>7,837.07</b>	<b>10,590.90</b>	<b>9,497.43</b>	<b>7,150.00</b>	<b>7,150.00</b>	<b>7,450.00</b>
<b>Category: 740 - Capital Outlay</b>						
<b>Object: 7403 - Motor Vehicles</b>						
<a href="#">16-650-7403</a> Motor Vehicles	0.00	0.00	15,912.00	12,000.00	12,000.00	0.00
<b>Object: 7405 - Machinery/Equipment</b>						
<a href="#">16-650-7405</a> Machinery/Equipment	4,146.08	0.00	450.00	6,600.00	6,600.00	6,600.00
<b>Object: 7406 - Office Equipment/Furniture</b>						
<a href="#">16-650-7406</a> Office Equipment/Furniture	0.00	322.00	698.00	0.00	0.00	1,000.00

City of Arkansas City, Kansas

		2010 Actual	2011 Actual	2012 Actual	2013 Adopted Budget	2013 Working Budget	2014 Adopted Budget
<b>Object: 7504 - Computer Equipment</b>							
<a href="#">16-650-7504</a>	Computer Equipment	3,685.00	1,081.83	2,526.54	5,000.00	5,000.00	5,000.00
<b>Object: 7505 - Computer Software</b>							
<a href="#">16-650-7505</a>	Computer Software	0.00	550.00	2,459.25	2,000.00	2,000.00	2,000.00
<a href="#">18-650-7505</a>	Computer Software	0.00	0.00	225.00	0.00	0.00	500.00
<b>Category 740 Total:</b>		<b>7,831.08</b>	<b>1,953.83</b>	<b>22,270.79</b>	<b>25,600.00</b>	<b>25,600.00</b>	<b>15,100.00</b>
<b>Category: 800 - Transfers</b>							
<b>Object: 8001 - Transfer to ERF</b>							
<a href="#">16-650-8001</a>	Transfer to ERF	0.00	0.00	0.00	0.00	0.00	0.00
<b>Category 800 Total:</b>		<b>0.00</b>	<b>0.00</b>	<b>0.00</b>	<b>0.00</b>	<b>0.00</b>	<b>0.00</b>
<b>Department 650 Total:</b>		<b>302,435.29</b>	<b>289,524.69</b>	<b>437,549.61</b>	<b>352,695.00</b>	<b>352,695.00</b>	<b>521,563.00</b>
<b>Department: 651 - Water Treatment</b>							
<b>Category: 500 - Personnel Services</b>							
<b>Object: 5100 - Full Time Salary</b>							
<a href="#">16-651-5100</a>	Full Time Salary	214,200.33	221,257.38	170,501.96	205,000.00	205,000.00	198,730.00
<b>Object: 5101 - Part Time Salary</b>							
<a href="#">16-651-5101</a>	Part Time Salary	243.24	0.00	0.00	0.00	0.00	0.00
<b>Object: 5102 - Overtime Salary</b>							
<a href="#">16-651-5102</a>	Overtime Salary	13,058.52	15,971.32	15,991.53	12,500.00	12,500.00	12,500.00
<b>Object: 5103 - SS/Medi Taxes</b>							
<a href="#">16-651-5103</a>	SS/Medi Taxes	16,579.70	16,685.82	13,562.19	16,000.00	16,000.00	16,160.00
<b>Object: 5105 - Retirement</b>							
<a href="#">16-651-5105</a>	Retirement	200.00	0.00	0.00	0.00	0.00	0.00
<b>Object: 5106 - KPERS</b>							
<a href="#">16-651-5106</a>	KPERS	15,757.46	17,587.42	14,978.13	18,500.00	18,500.00	20,786.00
<b>Object: 5111 - Life Insurance</b>							
<a href="#">16-651-5111</a>	Life Insurance	140.33	253.55	151.20	250.00	250.00	227.00
<b>Object: 5112 - Medical/Dental Insurance</b>							
<a href="#">16-651-5112</a>	Medical/Dental Insurance	52,603.79	51,541.73	37,868.83	64,000.00	64,000.00	59,000.00
<b>Object: 5113 - Unemployment Insurance</b>							
<a href="#">16-651-5113</a>	Unemployment Insurance	764.73	1,570.34	1,030.95	1,100.00	1,100.00	1,094.00
<b>Object: 5114 - Workers Comp</b>							
<a href="#">16-651-5114</a>	Workers Comp	10,372.82	2,965.50	7,454.55	9,000.00	9,000.00	8,625.00
<b>Object: 5201 - Staffing Services</b>							
<a href="#">16-651-5201</a>	Staffing Services	11,517.74	7,890.46	5,619.58	5,000.00	5,000.00	5,000.00
<b>Object: 5202 - Employment Services</b>							
<a href="#">16-651-5202</a>	Employment Services	95.00	574.00	758.70	400.00	400.00	400.00
<b>Object: 5203 - Travel/ Meals/ Lodging</b>							
<a href="#">16-651-5203</a>	Travel/ Meals/ Lodging	193.82	357.94	332.02	1,000.00	1,000.00	1,000.00
<b>Object: 5204 - Training/Seminars/Conferences</b>							
<a href="#">16-651-5204</a>	Training/Seminars/Conferences	1,279.00	1,080.10	931.11	3,000.00	3,000.00	3,000.00
<b>Object: 5205 - Dues/Memberships</b>							
<a href="#">16-651-5205</a>	Dues/Memberships	0.00	0.00	410.00	400.00	400.00	400.00
<b>Object: 5206 - Employee Appreciation</b>							
<a href="#">16-651-5206</a>	Employee Appreciation	0.00	0.00	500.00	0.00	0.00	0.00
<b>Category 500 Total:</b>		<b>337,006.48</b>	<b>337,735.56</b>	<b>270,090.75</b>	<b>336,150.00</b>	<b>336,150.00</b>	<b>326,922.00</b>
<b>Category: 600 - Contractual</b>							
<b>Object: 6102 - Electricity</b>							
<a href="#">16-651-6102</a>	Electricity	151,311.99	164,504.48	174,928.23	150,000.00	150,000.00	175,000.00
<b>Object: 6103 - Natural Gas</b>							
<a href="#">16-651-6103</a>	Natural Gas	5,595.48	4,877.08	3,791.92	8,000.00	8,000.00	8,000.00
<b>Object: 6104 - Telephone</b>							
<a href="#">16-651-6104</a>	Telephone	2,075.92	2,057.37	2,466.27	2,500.00	2,500.00	2,500.00

City of Arkansas City, Kansas

		2010 Actual	2011 Actual	2012 Actual	2013 Adopted Budget	2013 Working Budget	2014 Adopted Budget
<b>Object: 6105 - Other Utility Services</b>							
<a href="#">16-651-6105</a>	Other Utility Services	0.00	0.00	0.00	0.00	0.00	0.00
<b>Object: 6210 - Legal Services</b>							
<a href="#">16-651-6210</a>	Legal Services	0.00	0.00	9,832.50	0.00	0.00	10,000.00
<b>Object: 6212 - Payments to Contractors</b>							
<a href="#">16-651-6212</a>	Payments to Contractors	15,744.82	9,038.25	2,324.40	20,000.00	20,000.00	20,000.00
<b>Object: 6214 - Other Professional Services</b>							
<a href="#">16-651-6214</a>	Other Professional Services	18,130.35	19,829.49	14,182.87	25,000.00	25,000.00	25,000.00
<b>Object: 6215 - Other Insurances</b>							
<a href="#">16-651-6215</a>	Other Insurances	0.00	0.00	0.00	26,800.00	26,800.00	26,800.00
<b>Object: 6218 - Claims/Losses</b>							
<a href="#">16-651-6218</a>	Claims/Losses	0.00	0.00	0.00	0.00	0.00	0.00
<b>Object: 6301 - Advertising</b>							
<a href="#">16-651-6301</a>	Advertising	379.79	368.64	378.00	400.00	400.00	500.00
<b>Object: 6302 - Equipment Rental</b>							
<a href="#">16-651-6302</a>	Equip Rental/Maintenance Contract	13,797.16	12,626.03	18,874.43	15,000.00	15,000.00	15,000.00
<b>Category 600 Total:</b>		<b>207,035.51</b>	<b>213,301.34</b>	<b>226,778.62</b>	<b>247,700.00</b>	<b>247,700.00</b>	<b>282,800.00</b>
<b>Category: 710 - Commodities</b>							
<b>Object: 7100 - Office Supplies/Publications</b>							
<a href="#">16-651-7100</a>	Office Supplies/Publications	941.45	914.21	729.44	2,050.00	2,050.00	2,100.00
<b>Object: 7101 - Other Supplies/Tools</b>							
<a href="#">16-651-7101</a>	Other Supplies/Tools	15,548.29	10,482.79	8,488.73	15,000.00	15,000.00	10,000.00
<b>Object: 7102 - Clothing/Uniforms</b>							
<a href="#">16-651-7102</a>	Clothing/Uniforms	3,185.68	2,598.16	5,418.12	3,500.00	3,500.00	5,500.00
<b>Object: 7103 - Food Supply</b>							
<a href="#">16-651-7103</a>	Food Supply	392.33	567.83	370.35	0.00	0.00	0.00
<b>Object: 7106 - Chemicals</b>							
<a href="#">16-651-7106</a>	Chemicals	344,643.62	320,479.17	332,335.56	350,000.00	350,000.00	350,000.00
<b>Object: 7108 - Laboratory Tests/Evaluations</b>							
<a href="#">16-651-7108</a>	Laboratory Tests/Evaluations	6,490.00	6,087.77	4,158.31	7,500.00	7,500.00	7,500.00
<b>Object: 7110 - Postage/Shipping</b>							
<a href="#">16-651-7110</a>	Postage/Shipping	2,938.77	2,169.40	2,797.05	4,000.00	4,000.00	4,000.00
<b>Object: 7200 - Fuel/Oil</b>							
<a href="#">16-651-7200</a>	Fuel/Oil	1,066.96	3,511.35	1,005.32	4,000.00	4,000.00	4,000.00
<b>Object: 7201 - Equipment Repair/Parts/Maintenance</b>							
<a href="#">16-651-7201</a>	Equipment Repair/Parts/Maintena...	35,774.43	67,792.25	78,297.13	45,000.00	45,000.00	70,000.00
<b>Object: 7202 - Motor Vehicle Repair/Parts</b>							
<a href="#">16-651-7202</a>	Motor Vehicle Repair/Parts	226.73	925.43	419.48	1,200.00	1,200.00	12,000.00
<b>Object: 7204 - Building Materials/Repairs</b>							
<a href="#">16-651-7204</a>	Building Materials/Repairs	4,377.27	6,630.22	480.79	6,500.00	6,500.00	6,500.00
<b>Object: 7205 - Street/Sidewalk Materials</b>							
<a href="#">16-651-7205</a>	Street/Sidewalk Materials	210.00	0.00	0.00	0.00	0.00	0.00
<b>Object: 7208 - Laboratory Tests/Evaluations</b>							
<a href="#">16-651-7208</a>	Laboratory Tests/Evaluations	0.00	0.00	0.00	0.00	0.00	0.00
<b>Object: 7306 - Insurance Repair/Replacement</b>							
<a href="#">16-651-7306</a>	Insurance Repair/Replacement	0.00	0.00	60.00	0.00	0.00	0.00
<b>Category 710 Total:</b>		<b>415,795.53</b>	<b>422,158.58</b>	<b>434,560.28</b>	<b>438,750.00</b>	<b>438,750.00</b>	<b>471,600.00</b>
<b>Category: 740 - Capital Outlay</b>							
<b>Object: 7405 - Machinery/Equipment</b>							
<a href="#">16-651-7405</a>	Machinery/Equipment	34,035.21	42,424.88	12,033.19	125,000.00	125,000.00	50,000.00
<b>Object: 7505 - Computer Software</b>							
<a href="#">16-651-7505</a>	Computer Software	0.00	0.00	732.85	0.00	0.00	0.00

City of Arkansas City, Kansas

		2010 Actual	2011 Actual	2012 Actual	2013 Adopted Budget	2013 Working Budget	2014 Adopted Budget
<b>Object: 7600 - Depreciation</b>							
<a href="#">16-651-7600</a>	Depreciation	0.00	0.00	0.00	0.00	0.00	0.00
<b>Category 740 Total:</b>		<b>34,035.21</b>	<b>42,424.88</b>	<b>12,766.04</b>	<b>125,000.00</b>	<b>125,000.00</b>	<b>50,000.00</b>
<b>Category: 800 - Transfers</b>							
<b>Object: 8001 - Transfer to ERF</b>							
<a href="#">16-651-8001</a>	Transfer to ERF	0.00	0.00	0.00	0.00	0.00	0.00
<b>Object: 8002 - Transfer to CIP</b>							
<a href="#">16-651-8002</a>	Transfer to CIP	0.00	0.00	0.00	0.00	0.00	0.00
<b>Category 800 Total:</b>		<b>0.00</b>	<b>0.00</b>	<b>0.00</b>	<b>0.00</b>	<b>0.00</b>	<b>0.00</b>
<b>Department 651 Total:</b>		<b>993,872.73</b>	<b>1,015,620.36</b>	<b>944,195.69</b>	<b>1,147,600.00</b>	<b>1,147,600.00</b>	<b>1,131,322.00</b>
<b>Department: 652 - Meter Reading</b>							
<b>Category: 500 - Personnel Services</b>							
<b>Object: 5100 - Full Time Salary</b>							
<a href="#">16-652-5100</a>	Full Time Salary	65,278.05	71,387.11	63,309.74	65,000.00	65,000.00	0.00
<b>Object: 5102 - Overtime Salary</b>							
<a href="#">16-652-5102</a>	Overtime Salary	3,588.25	2,588.22	1,963.25	4,000.00	4,000.00	0.00
<b>Object: 5103 - SS/Medi Taxes</b>							
<a href="#">16-652-5103</a>	SS/Medi Taxes	4,956.15	5,177.14	4,693.70	5,000.00	5,000.00	0.00
<b>Object: 5106 - KPERS</b>							
<a href="#">16-652-5106</a>	KPERS	4,768.99	5,518.46	5,307.42	6,000.00	6,000.00	0.00
<b>Object: 5111 - Life Insurance</b>							
<a href="#">16-652-5111</a>	Life Insurance	47.31	88.20	75.60	100.00	100.00	0.00
<b>Object: 5112 - Medical/Dental Insurance</b>							
<a href="#">16-652-5112</a>	Medical/Dental Insurance	17,672.19	19,128.93	18,782.70	19,500.00	19,500.00	0.00
<b>Object: 5113 - Unemployment Insurance</b>							
<a href="#">16-652-5113</a>	Unemployment Insurance	230.57	501.28	359.03	400.00	400.00	0.00
<b>Object: 5114 - Workers Comp</b>							
<a href="#">16-652-5114</a>	Workers Comp	3,125.97	920.45	3,088.54	2,800.00	2,800.00	0.00
<b>Object: 5199 - (To) From Other Dept</b>							
<a href="#">16-652-5199</a>	(To) From Other Dept	0.00	0.00	0.00	0.00	0.00	0.00
<b>Object: 5201 - Staffing Services</b>							
<a href="#">16-652-5201</a>	Staffing Services	24,322.64	0.00	0.00	0.00	0.00	0.00
<b>Object: 5202 - Employment Services</b>							
<a href="#">16-652-5202</a>	Employment Services	45.00	0.00	0.00	100.00	100.00	100.00
<b>Object: 5204 - Training/Seminars/Conferences</b>							
<a href="#">16-652-5204</a>	Training/Seminars/Conferences	270.00	393.10	416.53	500.00	500.00	500.00
<b>Category 500 Total:</b>		<b>124,305.12</b>	<b>105,702.89</b>	<b>97,996.51</b>	<b>103,400.00</b>	<b>103,400.00</b>	<b>600.00</b>
<b>Category: 600 - Contractual</b>							
<b>Object: 6102 - Electricity</b>							
<a href="#">16-652-6102</a>	Electricity	0.00	0.00	580.60	0.00	0.00	600.00
<b>Object: 6103 - Natural Gas</b>							
<a href="#">16-652-6103</a>	Natural Gas	0.00	0.00	336.03	0.00	0.00	400.00
<b>Object: 6104 - Telephone</b>							
<a href="#">16-652-6104</a>	Telephone	0.00	71.78	187.51	200.00	200.00	200.00
<b>Object: 6105 - Other Utility Services</b>							
<a href="#">16-652-6105</a>	Other Utility Services	0.00	0.00	0.00	0.00	0.00	0.00
<b>Object: 6213 - Translation Services</b>							
<a href="#">16-652-6213</a>	Translation Services	0.00	0.00	0.00	0.00	0.00	0.00
<b>Object: 6214 - Other Professional Services</b>							
<a href="#">16-652-6214</a>	Other Professional Services	3,143.68	1,249.79	1,030.71	2,000.00	2,000.00	2,000.00
<b>Object: 6215 - Other Insurances</b>							
<a href="#">16-652-6215</a>	Other Insurances	0.00	0.00	0.00	675.00	675.00	675.00

City of Arkansas City, Kansas

		2010 Actual	2011 Actual	2012 Actual	2013 Adopted Budget	2013 Working Budget	2014 Adopted Budget
<b>Object: 6301 - Advertising</b>							
<a href="#">16-652-6301</a>	Advertising	218.40	0.00	0.00	200.00	200.00	0.00
<b>Object: 6303 - License Fees</b>							
<a href="#">16-652-6303</a>	License Fees	0.00	639.00	255.74	0.00	0.00	200.00
<b>Category 600 Total:</b>		<b>3,362.08</b>	<b>1,960.57</b>	<b>2,390.59</b>	<b>3,075.00</b>	<b>3,075.00</b>	<b>4,075.00</b>
<b>Category: 710 - Commodities</b>							
<b>Object: 7100 - Office Supplies/Publications</b>							
<a href="#">16-652-7100</a>	Office Supplies/Publications	207.50	195.95	732.32	300.00	300.00	700.00
<b>Object: 7101 - Other Supplies/Tools</b>							
<a href="#">16-652-7101</a>	Other Supplies/Tools	240.16	1,482.26	2,243.50	1,200.00	1,200.00	1,200.00
<b>Object: 7102 - Clothing/Uniforms</b>							
<a href="#">16-652-7102</a>	Clothing/Uniforms	1,328.95	1,594.05	1,470.26	2,000.00	2,000.00	2,000.00
<b>Object: 7106 - Chemicals</b>							
<a href="#">16-652-7106</a>	Chemicals	49.50	51.50	0.00	50.00	50.00	50.00
<b>Object: 7110 - Postage/Shipping</b>							
<a href="#">16-652-7110</a>	Postage/Shipping	7.00	0.00	0.00	0.00	0.00	0.00
<b>Object: 7200 - Fuel/Oil</b>							
<a href="#">16-652-7200</a>	Fuel/Oil	3,481.72	3,297.18	3,637.71	3,200.00	3,200.00	3,000.00
<b>Object: 7201 - Equipment Repair/Parts/Maintenance</b>							
<a href="#">16-652-7201</a>	Equipment Repair/Parts/Maintena...	469.31	395.31	1,242.37	2,000.00	2,000.00	2,000.00
<b>Object: 7202 - Motor Vehicle Repair/Parts</b>							
<a href="#">16-652-7202</a>	Motor Vehicle Repair/Parts	3,788.33	1,749.31	764.67	1,000.00	1,000.00	1,000.00
<b>Object: 7204 - Building Materials/Repairs</b>							
<a href="#">16-652-7204</a>	Building Materials/Repairs	0.00	20.10	0.00	0.00	0.00	0.00
<b>Object: 7209 - Meter/Hydrant Parts</b>							
<a href="#">16-652-7209</a>	Meter/Hydrant Parts	0.00	0.00	32.20	15,000.00	15,000.00	15,000.00
<b>Category 710 Total:</b>		<b>9,572.47</b>	<b>8,785.66</b>	<b>10,123.03</b>	<b>24,750.00</b>	<b>24,750.00</b>	<b>24,950.00</b>
<b>Category: 740 - Capital Outlay</b>							
<b>Object: 7403 - Motor Vehicles</b>							
<a href="#">16-652-7403</a>	Motor Vehicles	0.00	0.00	16,426.01	0.00	0.00	0.00
<b>Object: 7405 - Machinery/Equipment</b>							
<a href="#">16-652-7405</a>	Machinery/Equipment	13,087.33	3,333.54	36,940.39	125,000.00	125,000.00	50,000.00
<b>Object: 7600 - Depreciation</b>							
<a href="#">16-652-7600</a>	Depreciation	0.00	0.00	0.00	0.00	0.00	0.00
<b>Category 740 Total:</b>		<b>13,087.33</b>	<b>3,333.54</b>	<b>53,366.40</b>	<b>125,000.00</b>	<b>125,000.00</b>	<b>50,000.00</b>
<b>Department 652 Total:</b>		<b>150,327.00</b>	<b>119,782.66</b>	<b>163,876.53</b>	<b>256,225.00</b>	<b>256,225.00</b>	<b>79,625.00</b>
<b>Department: 653 - Distribution</b>							
<b>Category: 500 - Personnel Services</b>							
<b>Object: 5100 - Full Time Salary</b>							
<a href="#">16-653-5100</a>	Full Time Salary	139,751.26	143,278.40	152,241.70	158,000.00	158,000.00	216,022.00
<b>Object: 5101 - Part Time Salary</b>							
<a href="#">16-653-5101</a>	Part Time Salary	0.00	0.00	0.00	0.00	0.00	0.00
<b>Object: 5102 - Overtime Salary</b>							
<a href="#">16-653-5102</a>	Overtime Salary	21,353.49	10,302.48	9,866.03	15,000.00	15,000.00	10,000.00
<b>Object: 5103 - SS/Medi Taxes</b>							
<a href="#">16-653-5103</a>	SS/Medi Taxes	11,550.79	10,609.31	11,754.11	13,000.00	13,000.00	17,291.00
<b>Object: 5105 - Retirement</b>							
<a href="#">16-653-5105</a>	Retirement	200.00	0.00	0.00	0.00	0.00	0.00
<b>Object: 5106 - KPERS</b>							
<a href="#">16-653-5106</a>	KPERS	11,098.19	11,562.60	13,184.69	15,000.00	15,000.00	22,241.00
<b>Object: 5111 - Life Insurance</b>							
<a href="#">16-653-5111</a>	Life Insurance	95.32	152.80	214.20	250.00	250.00	265.00

City of Arkansas City, Kansas

		2010 Actual	2011 Actual	2012 Actual	2013 Adopted Budget	2013 Working Budget	2014 Adopted Budget
<b>Object: 5112 - Medical/Dental Insurance</b>							
<a href="#">16-653-5112</a>	Medical/Dental Insurance	47,477.74	44,168.97	43,964.48	41,000.00	41,000.00	61,000.00
<b>Object: 5113 - Unemployment Insurance</b>							
<a href="#">16-653-5113</a>	Unemployment Insurance	531.83	1,038.72	891.59	1,000.00	1,000.00	1,189.00
<b>Object: 5114 - Workers Comp</b>							
<a href="#">16-653-5114</a>	Workers Comp	7,320.41	2,164.41	7,935.55	7,000.00	7,000.00	9,376.00
<b>Object: 5199 - (To) From Other Dept</b>							
<a href="#">16-653-5199</a>	(To) From Other Dept	0.00	0.00	0.00	0.00	0.00	0.00
<b>Object: 5201 - Staffing Services</b>							
<a href="#">16-653-5201</a>	Staffing Services	16,441.61	12,982.65	0.00	0.00	0.00	0.00
<b>Object: 5202 - Employment Services</b>							
<a href="#">16-653-5202</a>	Employment Services	1,184.46	376.21	689.71	800.00	800.00	800.00
<b>Object: 5203 - Travel/ Meals/ Lodging</b>							
<a href="#">16-653-5203</a>	Travel/ Meals/ Lodging	18.15	0.00	0.00	250.00	250.00	250.00
<b>Object: 5204 - Training/Seminars/Conferences</b>							
<a href="#">16-653-5204</a>	Training/Seminars/Conferences	2,153.00	1,112.10	4,969.32	2,500.00	2,500.00	2,500.00
<b>Object: 5205 - Dues/Memberships</b>							
<a href="#">16-653-5205</a>	Dues/Memberships	0.00	70.00	0.00	250.00	250.00	300.00
	<b>Category 500 Total:</b>	<b>259,176.25</b>	<b>237,818.65</b>	<b>245,711.38</b>	<b>254,050.00</b>	<b>254,050.00</b>	<b>341,234.00</b>
<b>Category: 600 - Contractual</b>							
<b>Object: 6102 - Electricity</b>							
<a href="#">16-653-6102</a>	Electricity	1,944.33	2,443.94	1,758.27	2,200.00	2,200.00	2,200.00
<b>Object: 6103 - Natural Gas</b>							
<a href="#">16-653-6103</a>	Natural Gas	2,601.97	1,853.60	995.09	3,000.00	3,000.00	3,000.00
<b>Object: 6104 - Telephone</b>							
<a href="#">16-653-6104</a>	Telephone	511.62	531.23	571.11	600.00	600.00	600.00
<b>Object: 6105 - Other Utility Services</b>							
<a href="#">16-653-6105</a>	Other Utility Services	0.00	0.00	0.00	0.00	0.00	0.00
<b>Object: 6212 - Payments to Contractors</b>							
<a href="#">16-653-6212</a>	Payments to Contractors	10,815.05	6,828.80	1,893.77	119,405.00	619,405.00	120,000.00
<b>Object: 6214 - Other Professional Services</b>							
<a href="#">16-653-6214</a>	Other Professional Services	4,801.33	3,330.08	1,989.96	5,000.00	5,000.00	5,000.00
<b>Object: 6215 - Other Insurances</b>							
<a href="#">16-653-6215</a>	Other Insurances	0.00	0.00	0.00	550.00	550.00	550.00
<b>Object: 6220 - Engineering Services</b>							
<a href="#">16-653-6220</a>	Engineering Services	0.00	0.00	5,090.84	1,100,000.00	600,000.00	500,000.00
<b>Object: 6301 - Advertising</b>							
<a href="#">16-653-6301</a>	Advertising	599.56	953.92	350.00	350.00	350.00	500.00
<b>Object: 6302 - Equipment Rental</b>							
<a href="#">16-653-6302</a>	Equip Rental/Maintenance Contract	1,884.93	1,656.22	1,851.45	3,000.00	3,000.00	3,000.00
<b>Object: 6303 - License Fees</b>							
<a href="#">16-653-6303</a>	License Fees	39.00	1,065.00	931.64	1,000.00	1,000.00	1,000.00
	<b>Category 600 Total:</b>	<b>23,197.79</b>	<b>18,662.79</b>	<b>15,432.13</b>	<b>1,235,105.00</b>	<b>1,235,105.00</b>	<b>635,850.00</b>
<b>Category: 710 - Commodities</b>							
<b>Object: 7101 - Other Supplies/Tools</b>							
<a href="#">16-653-7101</a>	Other Supplies/Tools	43,803.31	51,222.16	65,596.26	55,000.00	55,000.00	55,000.00
<b>Object: 7102 - Clothing/Uniforms</b>							
<a href="#">16-653-7102</a>	Clothing/Uniforms	2,530.44	3,505.64	5,183.32	3,500.00	3,500.00	3,500.00
<b>Object: 7103 - Food Supply</b>							
<a href="#">16-653-7103</a>	Food Supply	573.84	857.82	376.41	0.00	0.00	0.00
<b>Object: 7110 - Postage/Shipping</b>							
<a href="#">16-653-7110</a>	Postage/Shipping	249.13	200.95	73.91	200.00	200.00	200.00

City of Arkansas City, Kansas

		2010 Actual	2011 Actual	2012 Actual	2013 Adopted Budget	2013 Working Budget	2014 Adopted Budget
<b>Object: 7200 - Fuel/Oil</b>							
<a href="#">16-653-7200</a>	Fuel/Oil	11,678.67	14,043.62	16,153.09	15,000.00	15,000.00	15,000.00
<b>Object: 7201 - Equipment Repair/Parts/Maintenance</b>							
<a href="#">16-653-7201</a>	Equipment Repair/Parts/Maintena...	16,058.80	32,161.22	10,365.67	17,000.00	17,000.00	17,000.00
<b>Object: 7202 - Motor Vehicle Repair/Parts</b>							
<a href="#">16-653-7202</a>	Motor Vehicle Repair/Parts	5,901.13	3,168.85	6,468.57	7,500.00	7,500.00	7,500.00
<b>Object: 7204 - Building Materials/Repairs</b>							
<a href="#">16-653-7204</a>	Building Materials/Repairs	1,030.07	811.82	43.92	800.00	800.00	800.00
<b>Object: 7205 - Street/Sidewalk Materials</b>							
<a href="#">16-653-7205</a>	Street/Sidewalk Materials	5,820.20	3,770.03	5,539.77	5,000.00	5,000.00	5,000.00
<b>Object: 7301 - Refunds</b>							
<a href="#">16-653-7301</a>	Refunds	0.00	0.00	0.00	0.00	0.00	0.00
	<b>Category 710 Total:</b>	<b>87,645.59</b>	<b>109,742.11</b>	<b>109,800.92</b>	<b>104,000.00</b>	<b>104,000.00</b>	<b>104,000.00</b>
<b>Category: 740 - Capital Outlay</b>							
<b>Object: 7403 - Motor Vehicles</b>							
<a href="#">16-653-7403</a>	Motor Vehicles	0.00	0.00	19,112.00	0.00	0.00	0.00
<b>Object: 7405 - Machinery/Equipment</b>							
<a href="#">16-653-7405</a>	Machinery/Equipment	88,517.10	50,799.15	18,010.57	124,400.00	124,400.00	88,000.00
<b>Object: 7505 - Computer Software</b>							
<a href="#">16-653-7505</a>	Computer Software	0.00	0.00	16,528.25	0.00	0.00	0.00
<b>Object: 7600 - Depreciation</b>							
<a href="#">16-653-7600</a>	Depreciation	0.00	0.00	0.00	0.00	0.00	0.00
	<b>Category 740 Total:</b>	<b>88,517.10</b>	<b>50,799.15</b>	<b>53,650.82</b>	<b>124,400.00</b>	<b>124,400.00</b>	<b>88,000.00</b>
<b>Category: 800 - Transfers</b>							
<b>Object: 8001 - Transfer to ERF</b>							
<a href="#">16-653-8001</a>	Transfer to ERF	0.00	0.00	0.00	0.00	0.00	0.00
<b>Object: 8002 - Transfer to CIP</b>							
<a href="#">16-653-8002</a>	Transfer to CIP	0.00	0.00	0.00	0.00	0.00	0.00
	<b>Category 800 Total:</b>	<b>0.00</b>	<b>0.00</b>	<b>0.00</b>	<b>0.00</b>	<b>0.00</b>	<b>0.00</b>
	<b>Department 653 Total:</b>	<b>458,536.73</b>	<b>417,022.70</b>	<b>424,595.25</b>	<b>1,717,555.00</b>	<b>1,717,555.00</b>	<b>1,169,084.00</b>
<b>Department: 660 - Wastewater Treatment (Disposal)</b>							
<b>Category: 500 - Personnel Services</b>							
<b>Object: 5100 - Full Time Salary</b>							
<a href="#">18-660-5100</a>	Full Time Salary	102,131.89	110,338.71	108,036.09	112,000.00	112,000.00	112,400.00
<b>Object: 5101 - Part Time Salary</b>							
<a href="#">18-660-5101</a>	Part Time Salary	0.00	0.00	0.00	0.00	0.00	0.00
<b>Object: 5102 - Overtime Salary</b>							
<a href="#">18-660-5102</a>	Overtime Salary	7,884.77	6,001.66	6,850.60	8,000.00	8,000.00	6,500.00
<b>Object: 5103 - SS/Medi Taxes</b>							
<a href="#">18-660-5103</a>	SS/Medi Taxes	7,676.79	7,911.61	8,131.53	8,700.00	8,700.00	9,096.00
<b>Object: 5105 - Retirement</b>							
<a href="#">18-660-5105</a>	Retirement	200.00	0.00	0.00	0.00	0.00	0.00
<b>Object: 5106 - KPERS</b>							
<a href="#">18-660-5106</a>	KPERS	7,572.68	8,709.71	9,336.94	10,000.00	10,000.00	11,700.00
<b>Object: 5111 - Life Insurance</b>							
<a href="#">18-660-5111</a>	Life Insurance	12.74	122.85	113.40	150.00	150.00	114.00
<b>Object: 5112 - Medical/Dental Insurance</b>							
<a href="#">18-660-5112</a>	Medical/Dental Insurance	21,286.58	24,103.32	22,744.39	29,000.00	29,000.00	25,444.00
<b>Object: 5113 - Unemployment Insurance</b>							
<a href="#">18-660-5113</a>	Unemployment Insurance	351.41	794.50	631.03	600.00	600.00	620.00
<b>Object: 5114 - Workers Comp</b>							
<a href="#">18-660-5114</a>	Workers Comp	4,692.98	2,009.42	4,195.79	3,000.00	3,000.00	2,878.00



City of Arkansas City, Kansas

		2010 Actual	2011 Actual	2012 Actual	2013 Adopted Budget	2013 Working Budget	2014 Adopted Budget
<b>Object: 5202 - Employment Services</b>							
<a href="#">18-660-5202</a>	Employment Services	466.75	211.72	274.34	400.00	400.00	400.00
<b>Object: 5203 - Travel/ Meals/ Lodging</b>							
<a href="#">18-660-5203</a>	Travel/ Meals/ Lodging	356.74	1,682.27	1,293.02	2,000.00	2,000.00	2,000.00
<b>Object: 5204 - Training/Seminars/Conferences</b>							
<a href="#">18-660-5204</a>	Training/Seminars/Conferences	1,359.07	1,651.10	1,344.30	3,000.00	3,000.00	3,000.00
<b>Object: 5205 - Dues/Memberships</b>							
<a href="#">18-660-5205</a>	Dues/Memberships	253.33	221.00	57.00	750.00	750.00	750.00
<b>Object: 5206 - Employee Appreciation</b>							
<a href="#">18-660-5206</a>	Employee Appreciation	0.00	10.00	0.00	0.00	0.00	0.00
<b>Category 500 Total:</b>		<b>154,245.73</b>	<b>163,767.87</b>	<b>163,008.43</b>	<b>177,600.00</b>	<b>177,600.00</b>	<b>174,902.00</b>
<b>Category: 600 - Contractual</b>							
<b>Object: 6102 - Electricity</b>							
<a href="#">18-660-6102</a>	Electricity	88,280.27	88,960.45	89,264.78	90,000.00	90,000.00	92,000.00
<b>Object: 6103 - Natural Gas</b>							
<a href="#">18-660-6103</a>	Natural Gas	29,023.03	23,297.63	18,165.41	30,000.00	30,000.00	30,000.00
<b>Object: 6104 - Telephone</b>							
<a href="#">18-660-6104</a>	Telephone	1,210.97	1,179.57	1,212.30	1,300.00	1,300.00	1,300.00
<b>Object: 6105 - Other Utility Services</b>							
<a href="#">18-660-6105</a>	Other Utility Services	0.00	0.00	0.00	0.00	0.00	0.00
<b>Object: 6212 - Payments to Contractors</b>							
<a href="#">18-660-6212</a>	Payments to Contractors	3,790.34	11,695.37	4,365.67	15,000.00	15,000.00	15,000.00
<b>Object: 6214 - Other Professional Services</b>							
<a href="#">18-660-6214</a>	Other Professional Services	6,255.76	10,903.41	7,059.13	20,000.00	20,000.00	20,000.00
<b>Object: 6215 - Other Insurances</b>							
<a href="#">18-660-6215</a>	Other Insurances	0.00	0.00	0.00	0.00	0.00	2,800.00
<b>Object: 6218 - Claims/Losses</b>							
<a href="#">18-660-6218</a>	Claims/Losses	0.00	0.00	0.00	0.00	0.00	0.00
<b>Object: 6220 - Engineering Services</b>							
<a href="#">18-660-6220</a>	Engineering Services	0.00	0.00	0.00	50,000.00	50,000.00	50,000.00
<b>Object: 6302 - Equipment Rental</b>							
<a href="#">18-660-6302</a>	Equip Rental/Maintenance Contract	1,232.95	998.80	387.02	1,300.00	1,300.00	1,300.00
<b>Object: 6303 - License Fees</b>							
<a href="#">18-660-6303</a>	License Fees	852.00	1,383.00	1,395.50	1,400.00	1,400.00	1,500.00
<b>Category 600 Total:</b>		<b>130,645.32</b>	<b>138,418.23</b>	<b>121,849.81</b>	<b>209,000.00</b>	<b>209,000.00</b>	<b>213,900.00</b>
<b>Category: 710 - Commodities</b>							
<b>Object: 7100 - Office Supplies/Publications</b>							
<a href="#">18-660-7100</a>	Office Supplies/Publications	939.77	523.88	555.08	1,200.00	1,200.00	1,200.00
<b>Object: 7101 - Other Supplies/Tools</b>							
<a href="#">18-660-7101</a>	Other Supplies/Tools	6,800.47	5,285.99	4,396.53	7,000.00	7,000.00	7,000.00
<b>Object: 7102 - Clothing/Uniforms</b>							
<a href="#">18-660-7102</a>	Clothing/Uniforms	1,973.42	2,125.79	3,570.39	2,500.00	2,500.00	2,500.00
<b>Object: 7103 - Food Supply</b>							
<a href="#">18-660-7103</a>	Food Supply	298.19	262.02	236.68	500.00	500.00	0.00
<b>Object: 7108 - Laboratory Tests/Evaluations</b>							
<a href="#">18-660-7108</a>	Laboratory Tests/Evaluations	13,113.10	10,937.56	10,668.95	25,000.00	25,000.00	25,000.00
<b>Object: 7109 - Medical Supplies</b>							
<a href="#">18-660-7109</a>	Medical Supplies	0.00	0.00	0.00	0.00	0.00	0.00
<b>Object: 7110 - Postage/Shipping</b>							
<a href="#">18-660-7110</a>	Postage/Shipping	672.08	400.42	490.59	615.00	615.00	600.00
<b>Object: 7112 - Laboratory Supplies</b>							
<a href="#">18-660-7112</a>	Laboratory Supplies	7,760.70	9,493.28	11,219.87	10,000.00	10,000.00	10,000.00

City of Arkansas City, Kansas

		2010 Actual	2011 Actual	2012 Actual	2013 Adopted Budget	2013 Working Budget	2014 Adopted Budget
<b>Object: 7200 - Fuel/Oil</b>							
<a href="#">18-660-7200</a>	Fuel/Oil	1,680.93	3,070.29	2,247.61	2,500.00	2,500.00	2,500.00
<b>Object: 7201 - Equipment Repair/Parts/Maintenance</b>							
<a href="#">18-660-7201</a>	Equipment Repair/Parts/Maintena...	46,091.17	20,558.65	33,654.44	50,000.00	50,000.00	50,000.00
<b>Object: 7202 - Motor Vehicle Repair/Parts</b>							
<a href="#">18-660-7202</a>	Motor Vehicle Repair/Parts	843.79	264.83	1,846.85	4,000.00	4,000.00	4,000.00
<b>Object: 7204 - Building Materials/Repairs</b>							
<a href="#">18-660-7204</a>	Building Materials/Repairs	2,000.31	2,792.16	2,320.44	5,000.00	5,000.00	5,000.00
<b>Object: 7205 - Street/Sidewalk Materials</b>							
<a href="#">18-660-7205</a>	Street/Sidewalk Materials	0.00	39.90	0.00	700.00	700.00	700.00
<b>Category 710 Total:</b>		<b>82,173.93</b>	<b>55,754.77</b>	<b>71,207.43</b>	<b>109,015.00</b>	<b>109,015.00</b>	<b>108,500.00</b>
<b>Category: 740 - Capital Outlay</b>							
<b>Object: 7405 - Machinery/Equipment</b>							
<a href="#">18-660-7405</a>	Machinery/Equipment	81,783.96	305,537.07	39,428.11	100,000.00	100,000.00	215,000.00
<b>Object: 7504 - Computer Equipment</b>							
<a href="#">18-660-7504</a>	Computer Equipment	0.00	0.00	1,065.00	0.00	0.00	0.00
<b>Object: 7505 - Computer Software</b>							
<a href="#">18-660-7505</a>	Computer Software	0.00	0.00	732.85	0.00	0.00	0.00
<b>Object: 7600 - Depreciation</b>							
<a href="#">18-660-7600</a>	Depreciation	0.00	0.00	0.00	0.00	0.00	0.00
<b>Category 740 Total:</b>		<b>81,783.96</b>	<b>305,537.07</b>	<b>41,225.96</b>	<b>100,000.00</b>	<b>100,000.00</b>	<b>215,000.00</b>
<b>Category: 800 - Transfers</b>							
<b>Object: 8001 - Transfer to ERF</b>							
<a href="#">18-660-8001</a>	Transfer to ERF	0.00	0.00	0.00	75,000.00	75,000.00	0.00
<b>Object: 8002 - Transfer to CIP</b>							
<a href="#">18-660-8002</a>	Transfer to CIP	0.00	0.00	0.00	20,600.00	20,600.00	0.00
<b>Category 800 Total:</b>		<b>0.00</b>	<b>0.00</b>	<b>0.00</b>	<b>95,600.00</b>	<b>95,600.00</b>	<b>0.00</b>
<b>Department 660 Total:</b>		<b>448,848.94</b>	<b>663,477.94</b>	<b>397,291.63</b>	<b>691,215.00</b>	<b>691,215.00</b>	<b>712,302.00</b>
<b>Department: 661 - Wastewater Collection</b>							
<b>Category: 500 - Personnel Services</b>							
<b>Object: 5100 - Full Time Salary</b>							
<a href="#">18-661-5100</a>	Full Time Salary	76,306.96	55,409.17	65,429.88	118,000.00	118,000.00	98,942.00
<b>Object: 5101 - Part Time Salary</b>							
<a href="#">18-661-5101</a>	Part Time Salary	0.00	0.00	0.00	0.00	0.00	0.00
<b>Object: 5102 - Overtime Salary</b>							
<a href="#">18-661-5102</a>	Overtime Salary	3,849.49	3,607.59	3,211.27	6,000.00	6,000.00	3,000.00
<b>Object: 5103 - SS/Medi Taxes</b>							
<a href="#">18-661-5103</a>	SS/Medi Taxes	5,701.57	4,037.47	5,071.43	9,200.00	9,200.00	7,800.00
<b>Object: 5105 - Retirement</b>							
<a href="#">18-661-5105</a>	Retirement	100.00	0.00	0.00	0.00	0.00	0.00
<b>Object: 5106 - KPERS</b>							
<a href="#">18-661-5106</a>	KPERS	5,487.40	4,406.77	5,571.17	11,000.00	11,000.00	10,032.00
<b>Object: 5111 - Life Insurance</b>							
<a href="#">18-661-5111</a>	Life Insurance	98.32	69.30	78.75	150.00	150.00	114.00
<b>Object: 5112 - Medical/Dental Insurance</b>							
<a href="#">18-661-5112</a>	Medical/Dental Insurance	18,027.83	12,726.07	11,985.01	36,500.00	36,500.00	27,540.00
<b>Object: 5113 - Unemployment Insurance</b>							
<a href="#">18-661-5113</a>	Unemployment Insurance	254.66	325.81	3,983.63	650.00	650.00	550.00
<b>Object: 5114 - Workers Comp</b>							
<a href="#">18-661-5114</a>	Workers Comp	3,454.98	1,766.33	3,225.80	3,500.00	3,500.00	2,540.00
<b>Object: 5201 - Staffing Services</b>							
<a href="#">18-661-5201</a>	Staffing Services	7,558.70	9,010.37	6.60	2,000.00	2,000.00	2,000.00

City of Arkansas City, Kansas

	2010 Actual	2011 Actual	2012 Actual	2013 Adopted Budget	2013 Working Budget	2014 Adopted Budget
<b>Object: 5202 - Employment Services</b>						
<a href="#">18-661-5202</a> Employment Services	168.89	444.72	564.10	500.00	500.00	500.00
<b>Object: 5204 - Training/Seminars/Conferences</b>						
<a href="#">18-661-5204</a> Training/Seminars/Conferences	1,215.00	830.10	4,141.11	1,800.00	1,800.00	2,000.00
<b>Object: 5205 - Dues/Memberships</b>						
<a href="#">18-661-5205</a> Dues/Memberships	0.00	50.00	39.00	100.00	100.00	300.00
<b>Category 500 Total:</b>	<b>122,223.80</b>	<b>92,683.70</b>	<b>103,307.75</b>	<b>189,400.00</b>	<b>189,400.00</b>	<b>155,318.00</b>
<b>Category: 600 - Contractual</b>						
<b>Object: 6102 - Electricity</b>						
<a href="#">18-661-6102</a> Electricity	648.10	814.65	870.88	850.00	850.00	900.00
<b>Object: 6103 - Natural Gas</b>						
<a href="#">18-661-6103</a> Natural Gas	867.34	945.27	489.39	1,000.00	1,000.00	1,000.00
<b>Object: 6104 - Telephone</b>						
<a href="#">18-661-6104</a> Telephone	358.56	474.86	390.62	1,000.00	1,000.00	500.00
<b>Object: 6105 - Other Utility Services</b>						
<a href="#">18-661-6105</a> Other Utility Services	0.00	0.00	0.00	0.00	0.00	0.00
<b>Object: 6210 - Legal Services</b>						
<a href="#">18-661-6210</a> Legal Services	0.00	0.00	0.00	0.00	0.00	0.00
<b>Object: 6212 - Payments to Contractors</b>						
<a href="#">18-661-6212</a> Payments to Contractors	16,206.50	255.00	1,284.00	453,580.00	453,580.00	100,000.00
<b>Object: 6214 - Other Professional Services</b>						
<a href="#">18-661-6214</a> Other Professional Services	9,149.10	5,464.58	15,337.38	10,000.00	10,000.00	20,000.00
<b>Object: 6215 - Other Insurances</b>						
<a href="#">18-661-6215</a> Other Insurances	0.00	0.00	0.00	0.00	0.00	500.00
<b>Object: 6218 - Claims/Losses</b>						
<a href="#">18-661-6218</a> Claims/Losses	0.00	0.00	100.00	0.00	0.00	200.00
<b>Object: 6301 - Advertising</b>						
<a href="#">18-661-6301</a> Advertising	0.00	809.32	712.88	500.00	500.00	500.00
<b>Object: 6302 - Equipment Rental</b>						
<a href="#">18-661-6302</a> Equip Rental/Maintenance Contract	184.68	88.10	526.68	2,500.00	2,500.00	2,500.00
<b>Category 600 Total:</b>	<b>27,414.28</b>	<b>8,851.78</b>	<b>19,711.83</b>	<b>469,430.00</b>	<b>469,430.00</b>	<b>126,100.00</b>
<b>Category: 710 - Commodities</b>						
<b>Object: 7100 - Office Supplies/Publications</b>						
<a href="#">18-661-7100</a> Office Supplies/Publications	332.23	126.26	410.12	250.00	250.00	250.00
<b>Object: 7101 - Other Supplies/Tools</b>						
<a href="#">18-661-7101</a> Other Supplies/Tools	9,943.38	8,027.09	9,689.10	12,000.00	12,000.00	12,000.00
<b>Object: 7102 - Clothing/Uniforms</b>						
<a href="#">18-661-7102</a> Clothing/Uniforms	1,846.99	2,010.85	2,400.26	2,500.00	2,500.00	2,500.00
<b>Object: 7103 - Food Supply</b>						
<a href="#">18-661-7103</a> Food Supply	306.90	286.71	348.54	0.00	0.00	0.00
<b>Object: 7110 - Postage/Shipping</b>						
<a href="#">18-661-7110</a> Postage/Shipping	170.75	200.60	0.00	200.00	200.00	200.00
<b>Object: 7200 - Fuel/Oil</b>						
<a href="#">18-661-7200</a> Fuel/Oil	7,063.78	7,920.30	6,681.69	20,000.00	20,000.00	20,000.00
<b>Object: 7201 - Equipment Repair/Parts/Maintenance</b>						
<a href="#">18-661-7201</a> Equipment Repair/Parts/Maintena...	19,124.93	9,265.71	30,057.59	25,000.00	25,000.00	25,000.00
<b>Object: 7202 - Motor Vehicle Repair/Parts</b>						
<a href="#">18-661-7202</a> Motor Vehicle Repair/Parts	10,994.13	4,951.29	3,453.40	10,000.00	10,000.00	10,000.00
<b>Object: 7204 - Building Materials/Repairs</b>						
<a href="#">18-661-7204</a> Building Materials/Repairs	356.85	466.56	168.48	500.00	500.00	500.00
<b>Object: 7205 - Street/Sidewalk Materials</b>						
<a href="#">18-661-7205</a> Street/Sidewalk Materials	1,765.72	414.70	347.49	4,000.00	4,000.00	4,000.00
<b>Category 710 Total:</b>	<b>51,905.66</b>	<b>33,670.07</b>	<b>53,556.67</b>	<b>74,450.00</b>	<b>74,450.00</b>	<b>74,450.00</b>

City of Arkansas City, Kansas

		2010 Actual	2011 Actual	2012 Actual	2013 Adopted Budget	2013 Working Budget	2014 Adopted Budget
<b>Category: 740 - Capital Outlay</b>							
<b>Object: 7403 - Motor Vehicles</b>							
<a href="#">18-661-7403</a>	Motor Vehicles	0.00	0.00	16,925.99	0.00	0.00	0.00
<b>Object: 7405 - Machinery/Equipment</b>							
<a href="#">18-661-7405</a>	Machinery/Equipment	38,323.75	20,406.99	32,505.03	0.00	0.00	60,000.00
<b>Object: 7600 - Depreciation</b>							
<a href="#">18-661-7600</a>	Depreciation	0.00	0.00	0.00	0.00	0.00	0.00
<b>Category 740 Total:</b>		<b>38,323.75</b>	<b>20,406.99</b>	<b>49,431.02</b>	<b>0.00</b>	<b>0.00</b>	<b>60,000.00</b>
<b>Category: 800 - Transfers</b>							
<b>Object: 8001 - Transfer to ERF</b>							
<a href="#">18-661-8001</a>	Transfer to ERF	0.00	0.00	0.00	75,000.00	75,000.00	0.00
<b>Object: 8002 - Transfer to CIP</b>							
<a href="#">18-661-8002</a>	Transfer to CIP	0.00	0.00	0.00	20,714.00	20,714.00	0.00
<b>Category 800 Total:</b>		<b>0.00</b>	<b>0.00</b>	<b>0.00</b>	<b>95,714.00</b>	<b>95,714.00</b>	<b>0.00</b>
<b>Department 661 Total:</b>		<b>239,867.49</b>	<b>155,612.54</b>	<b>226,007.27</b>	<b>828,994.00</b>	<b>828,994.00</b>	<b>415,868.00</b>
<b>Report Total:</b>		<b>2,593,888.18</b>	<b>2,661,040.89</b>	<b>2,593,515.98</b>	<b>4,994,284.00</b>	<b>4,994,284.00</b>	<b>4,029,764.00</b>

-This Page Intentionally Left Blank-

# State Budget Forms



**CERTIFICATE**

To the Clerk of Cowley County, State of Kansas

We, the undersigned, officers of

**City of Arkansas City**

- certify that: (1) the hearing mentioned in the attached publication was held;  
 (2) after the Budget Hearing this budget was duly approved and adopted as the maximum expenditures for the various funds for the year 2014; and  
 (3) the Amounts(s) of 2013 Ad Valorem Tax are within statutory limitations.

			2014 Adopted Budget		
		Page No.	Budget Authority for Expenditures	Amount of 2013 Ad Valorem Tax	County Clerk's Use Only
<b>Table of Contents:</b>					
Computation to Determine Limit for 2014		2			
Allocation of MVT, RVT, 16/20M Veh Tax		3			
Schedule of Transfers		4			
Statement of Indebtedness		5			
Statement of Lease-Purchases		6			
Computation to Determine State Library Grant		7			
<b>Fund</b>	<b>K.S.A.</b>				
General	12-101a	8-8c	8,815,482	2,177,255	
Debt Service	10-113	9	1,727,681	752,061	
Library	12-1220	9	334,126	299,050	
Cherokee Strip Museum 25	13-466	10	200,611	199,366	
Special Highway		11	377,310		
Stormwater 15		11	281,608		
Special Recreation 20		12	19,395		
Street Maintenance 22		12	0		
Tourism 23		13	110,000		
Special Alcohol 26		13	15,000		
Economic Development 30		14	0		
Hospital Improvement 42		14	775,000		
Street Improvement 58		15	1,200,000		
Water 16		15	3,484,357		
Sewer 18		16	1,873,369		
Sanitation 19		16	1,953,110		
Non-Budgeted Funds		17	0		
<b>Totals</b>		xxxxxx	21,167,049	3,427,732	
Is an Ordinance required to be passed, published, and attached to the budge				Yes	County Clerk's Use Only
Budget Summary		18			
Neighborhood Revitalization Rebate		19			
Assisted by:					Nov 1, 2013 Total Assessed Valuation

N/A

Address:

Email:

Attest: \_\_\_\_\_, 2013

*David J. A.*  
*Jay Wan*  
*James M. Sweedy III*

County Clerk

Governing Body

**Computation to Determine Limit for 2014**

	<b>Amount of Levy</b>
1. Total Tax Levy Amount in 2013 Budget	+ \$ <u>3,420,966</u>
2. Debt Service Levy in 2013 Budget	- \$ <u>1,154,342</u>
3. <b>Tax Levy Excluding Debt Service</b>	<b>\$ <u>2,266,624</u></b>
 <b>2013 Valuation Information for Valuation Adjustments:</b>	
4. <b>New Improvements for 2013:</b>	+ <u>405,084</u>
5. <b>Increase in Personal Property for 2013:</b>	
5a. Personal Property 2013	+ <u>2,101,338</u>
5b. Personal Property 2012	- <u>2,415,037</u>
5c. Increase in Personal Property (5a minus 5b)	+ <u>0</u>
	(Use Only if > 0)
6. <b>Valuation of annexed territory for 2013</b>	
6a. Real Estate	+ <u>0</u>
6b. State Assessed	+ <u>0</u>
6c. New Improvements	- <u>0</u>
6d. Total Adjustment (Sum of 6a, 6b, and 6c)	+ <u>0</u>
7. <b>Valuation of Property that has Changed in Use during 2013</b>	<u>9,906</u>
8. <b>Total Valuation Adjustment (Sum of 4, 5c, 6d &amp; 7)</b>	<u>414,990</u>
9. Total Estimated Valuation July 1, 2013	<u>49,845,023</u>
10. <b>Total Valuation less Valuation Adjustment (9 minus 8)</b>	<u>49,430,033</u>
11. Factor for Increase (8 divided by 10)	<u>0.00840</u>
12. Amount of Increase (11 times 3)	+ \$ <u>19,029</u>
13. <b>Maximum Tax Levy, excluding debt service, without an Ordinance (3 plus 12)</b>	<b>\$ <u>2,285,653</u></b>
14. <b>Debt Service in this 2014 Budget</b>	<u>752,061</u>
15. <b>Maximum levy, including debt service, without an Ordinance (13 plus 14)</b>	<b><u>3,037,714</u></b>

If the 2014 budget includes tax levies exceeding the total on line 15, you must adopt an ordinance to exceed this limit, publish the ordinance, and attach a copy of the published ordinance to this budget.



**Allocation of Motor, Recreational, 16/20M Vehicle Tax & Slider**

Budgeted Fund for 2013	Budget Tax Levy Amount for 2012	Allocation for Year 2014		
		MVT	RVT	16/20M Veh
General	1,919,449	277,570	2,411	1,083
Debt Service	1,154,342	166,928	1,450	652
Library	299,017	43,241	376	169
Cherokee Strip Museum 25	48,158	6,964	61	27
<b>TOTAL</b>	<b>3,420,966</b>	<b>494,703</b>	<b>4,298</b>	<b>1,931</b>

County Treas Motor Vehicle Estimate	<u>494,703</u>		
County Treasurers Recreational Vehicle Estimate		<u>4,298</u>	
County Treasurers 16/20M Vehicle Estimate			<u>1,931</u>
Motor Vehicle Factor	<u>0.14461</u>		
Recreational Vehicle Factor		<u>0.00126</u>	
16/20M Vehicle Factor			<u>0.00056</u>



**STATEMENT OF INDEBTEDNESS**

Type of Debt	Date of Issue	Date of Retirement	Interest Rate %	Amount Issued	Beginning Amount Outstanding Jan 1, 2013	Date Due		Amount Due 2013		Amount Due 2014	
						Interest	Principal	Interest	Principal	Interest	Principal
<b>General Obligation:</b>											
2003A	8/1/2003	12/1/2013	Various	3,685,000	440,000	6/1, 12/1	12/1	16,500	440,000	0	0
2005A	12/1/2005	12/1/2015	Various	2,095,000	720,000	6/1, 12/1	12/1	25,685	230,000	17,520	240,000
2008A	9/1/2008	12/1/2018	Various	2,545,000	1,670,000	6/1, 12/1	12/1	63,305	250,000	54,055	260,000
2009A	7/1/2009	12/1/2019	Various	1,950,000	1,475,000	6/1, 12/1	12/1	45,658	185,000	41,033	195,000
2013A	4/1/2013	12/1/2032	Various	6,015,000	0	6/1, 12/1	12/1	69,840	470,000	97,710	430,000
<b>Total G.O. Bonds</b>					<b>4,305,000</b>			<b>220,988</b>	<b>1,575,000</b>	<b>210,318</b>	<b>1,125,000</b>
<b>Revenue Bonds:</b>											
<b>Total Revenue Bonds</b>					<b>0</b>			<b>0</b>	<b>0</b>	<b>0</b>	<b>0</b>
<b>Other:</b>											
KDHE Water Fund Loan	7/31/2010	8/1/2030	3.12	885,368	799,813	2/1, 8/1	2/1, 8/1	24,702	32,646	23,674	33,788
Temp Note	5/1/2010	5/1/2013	2.15	6,200,000	6,200,000	5/1, 11/1	5/1	66,650	6,200,000	0	0
<b>Total Other</b>					<b>6,999,813</b>			<b>91,352</b>	<b>6,232,646</b>	<b>23,674</b>	<b>33,788</b>
<b>Total Indebtedness</b>					<b>11,304,813</b>			<b>312,339</b>	<b>7,807,646</b>	<b>233,992</b>	<b>1,158,788</b>



**WORKSHEET FOR STATE GRANT-IN-AID TO PUBLIC LIBRARIES AND  
REGIONAL LIBRARY SYSTEMS**

**Budgeted Year: 2014**

Library found in: City of Arkansas City  
Cowley County

Two tests are used to determine eligibility for State Library Grant. If the grant is approved, then the municipality's library will be paid the grant on February 15 of each year.

First test:

	Current Year	Proposed Year
	<u>2013</u>	<u>2014</u>
Ad Valorem	\$276,868	\$299,050
Delinquent Tax	\$4,749	\$0
Motor Vehicle Tax	\$43,645	\$43,241
Recreational Vehicle Tax	\$479	\$376
16/20M Vehicle Tax	\$208	\$169
LAVTR	\$0	\$0
	<u>\$0</u>	<u>\$0</u>
TOTAL TAXES	\$325,949	\$342,836
Difference in Total Taxes:	\$16,887	
Qualify for grant:	Qualify	

Second test:

Assessed Valuation	\$49,822,907	\$49,845,023
Did Assessed Valuation Decrease?	No	
Levy Rate	6.002	6.000
Difference in Levy Rate:	(0.002)	
Qualify for grant:	Not Qualify	

Overall does the municipality qualify for a grant? **Qualify**

If the municipality would not have qualified for a grant, please see the below narrative for assistance from the State Library.

City of Arkansas City

2014

**FUND PAGE FOR FUNDS WITH A TAX LEVY**

Adopted Budget <b>General</b>	Prior Year Actual for 2012	Current Year Estimate for 2013	Proposed Budget Year for 2014
Unencumbered Cash Balance Jan 1	154,307	215,387	261,607
Receipts:			
Ad Valorem Tax	2,035,459	1,861,866	xxxxxxxxxxxxxxxxxxx
Delinquent Tax	19,304	20,000	20,000
Motor Vehicle Tax	322,545	342,291	277,570
Recreational Vehicle Tax	2,773	3,759	2,411
16/20M Vehicle Tax	915	1,630	1,083
Gross Earning (Intangible) Tax	0	0	0
LAVTR	0	0	0
City and County Revenue Sharing	0	0	0
In Lieu of Taxes	8,000	0	0
Local Sales Tax	1,597,702	1,557,000	1,588,140
Compensating Use Tax	326,774	325,000	325,000
Franchise Tax	967,464	1,200,000	1,200,000
Liquor Enforcement Tax	11,726	22,790	22,790
Current Special Assessment/Other Taxes	44,369	60,000	60,000
Neighborhood Revitalization	0	-35,271	0
Licenses & Permits	51,193	57,510	49,900
Rental & Lease Income	40,384	38,075	36,905
Grants	81,958	28,100	13,600
Rural Fire Fees	273,787	275,000	275,000
Municipal Court Fines & Fees	480,360	483,145	472,000
Ambulance County & Service Fees	733,402	704,186	704,186
County Radio Payments	19,000	19,000	0
Park & Cemetery Fees	18,669	17,660	20,450
Code Enforcement Fines & Fees	22,770	0	0
Misc Service Charge	2,624	4,459	1,000
Insurance Recovery	54,109	61,629	0
Contributions & Donations	10,840	11,161	10,500
WC & KMU Refund	0	58,841	0
Sale of Materials	0	17,097	0
Transfers:			
Transfer From Water	450,000	467,000	550,000
Transfer From Sewer	300,000	270,000	450,000
Transfer From Sanitation	160,000	180,000	150,000
Transfer from Street 22	0	240,528	0
Transfer from Economic Development	0	107,745	0
Refund of Expenditures	See Below	189,406	207,000
Interest on Idle Funds	4,849	2,500	2,500
Miscellaneous			
Does miscellaneous exceed 10% Total Rec			
<b>Total Receipts</b>	<b>8,040,976</b>	<b>8,592,107</b>	<b>6,440,035</b>
<b>Resources Available:</b>	<b>8,195,283</b>	<b>8,807,494</b>	<b>6,701,642</b>

City of Arkansas City

**FUND PAGE - GENERAL**

Adopted Budget

General

	Prior Year Actual for 2012	Current Year Estimate for 2013	Proposed Budget Year for 2014
<b>Resources Available:</b>	8,195,283	8,807,494	6,701,642
Expenditures:			
General & Administration	430,663	1,008,140	1,088,310
Court & Legal	245,656	350,450	309,807
Fire/EMS Department	2,473,596	2,516,080	2,615,975
Police Department	2,901,969	2,805,658	2,640,236
Public Works	402,829	199,220	186,680
Parks & Facilities	658,203	759,795	745,544
Streets	512,328	451,063	538,938
Paris Park Pool	71,335	81,381	81,600
Riverview Cemetery	204,410	138,440	144,675
Northwest Community Center	66,181	63,556	64,961
Senior Center	199,951	172,104	213,255
Teen Center	12,582	0	0
0	0	0	0
0	0	0	0
0	0	0	0
0	0	0	0
Subtotal detail (Should agree with detail)	8,179,703	8,545,887	8,629,981
Emergency Reserve			150,000
Refund of Expenditures	-199,807	0	0
Neighborhood Revitalization Rebate	0	0	35,501
Miscellaneous			
Does miscellaneous exceed 10% Total Exp			
<b>Total Expenditures</b>	<b>7,979,896</b>	<b>8,545,887</b>	<b>8,815,482</b>
Unencumbered Cash Balance Dec 31	215,387	261,607	xxxxxxxxxxxxxxxxxx
2012/2013 Budget Authority Amount:	8,120,604	9,459,793	xxxxxxxxxxxxxxxxxx
Non-Appropriated Balance			
Total Expenditure/Non-Appr Balance			8,815,482
Tax Required			2,113,840
Delinquent Comp Rate:		3.0%	63,415
Amount of 2013 Ad Valorem Tax			2,177,255

City of Arkansas City

2014

Adopted Budget <b>General Fund - Detail Page 1</b>	Prior Year Actual for 2012	Current Year Estimate for 2013	Proposed Budget Year for 2014
<b>Expenditures:</b>			
<b>General &amp; Administration</b>			
Personnel	145,195	682,971	770,255
Contractual	164,803	269,641	268,280
Commodities	28,582	30,009	27,275
Capital Outlay	92,083	25,519	17,500
Transfer to Equipment Replacement Fund	0	0	5,000
Total	<b>430,663</b>	<b>1,008,140</b>	<b>1,088,310</b>
<b>Court &amp; Legal</b>			
Personnel	107,967	182,100	185,927
Contractual	129,158	142,500	121,330
Commodities	4,249	25,350	2,550
Capital Outlay	4,282	500	0
Total	<b>245,656</b>	<b>350,450</b>	<b>309,807</b>
<b>Fire/EMS Department</b>			
Personnel	1,981,653	2,050,940	2,058,690
Contractual	64,763	80,660	89,585
Commodities	180,204	177,800	203,200
Capital Outlay	195,976	206,680	264,500
Transfer to Equipment Replacement Fund	51,000	0	0
Total	<b>2,473,596</b>	<b>2,516,080</b>	<b>2,615,975</b>
<b>Police Department</b>			
Personnel	2,515,744	2,347,220	2,280,061
Contractual	91,394	104,088	108,300
Commodities	208,486	174,250	151,875
Capital Outlay	86,345	180,100	100,000
Total	<b>2,901,969</b>	<b>2,805,658</b>	<b>2,640,236</b>
<b>Public Works</b>			
Personnel	268,311	102,403	100,230
Contractual	50,186	48,867	45,000
Commodities	46,202	40,450	39,450
Capital Outlay	38,130	7,500	2,000
Total	<b>402,829</b>	<b>199,220</b>	<b>186,680</b>
<b>Parks &amp; Facilities</b>			
Personnel	373,143	466,598	487,994
Contractual	90,305	71,689	84,300
Commodities	143,037	132,050	131,550
Capital Outlay	21,718	89,458	41,700
	30,000		
Total	<b>658,203</b>	<b>759,795</b>	<b>745,544</b>
<b>Streets</b>			
Personnel	351,638	212,381	259,088
Contractual	160,283	160,419	174,850
Commodities	407	16,263	5,000
Capital Outlay		62,000	100,000
Total	<b>512,328</b>	<b>451,063</b>	<b>538,938</b>
<b>Paris Park Pool</b>			
Personnel	0	0	0
Contractual	50,333	53,381	53,100
Commodities	21,002	28,000	25,500
Capital Outlay	0	0	3,000
Total	<b>71,335</b>	<b>81,381</b>	<b>81,600</b>
Page 1 - Total	<b>7,696,579</b>	<b>8,171,787</b>	<b>8,207,090</b>





City of Arkansas City

2014

**FUND PAGE FOR FUNDS WITH A TAX LEVY**

Adopted Budget Debt Service	Prior Year Actual for 2012	Current Year Estimate for 2013	Proposed Budget Year for 2014
Unencumbered Cash Balance Jan 1	598,522	494,569	273,092
Receipts:			
Ad Valorem Tax	668,190	1,119,712	xxxxxxxxxxxxxxxxxxxx
Delinquent Tax	6,148	25,000	25,000
Motor Vehicle Tax	98,675	112,384	166,928
Recreational Vehicle Tax	848	1,234	1,450
16/20M Vehicle Tax	258	535	652
Special Assessments	30,015	110,000	220,403
Paid Direct to City	148,228	60,000	60,000
Transfer from Water Fund	150,000	165,977	150,000
Transfer from Sewer Fund	150,000	0	0
Transfer from Construction Fund	0	0	100,000
Interest on Idle Funds			
Miscellaneous			
Does miscellaneous exceed 10% Total Rec			
<b>Total Receipts</b>	<b>1,252,362</b>	<b>1,594,842</b>	<b>724,433</b>
<b>Resources Available:</b>	<b>1,850,884</b>	<b>2,089,411</b>	<b>997,525</b>
Expenditures:			
Principal	1,195,389	1,575,000	1,125,000
Interest	160,924	220,988	210,318
Commission & Postage	2	100	100
Cash Basis Reserve	0	0	380,000
Neighborhood Revitalization Rebate	0	20,231	12,263
Miscellaneous			
Does miscellaneous exceed 10% Total Exp			
<b>Total Expenditures</b>	<b>1,356,315</b>	<b>1,816,319</b>	<b>1,727,681</b>
Unencumbered Cash Balance Dec 31	494,569	273,092	xxxxxxxxxxxxxxxxxxxx
2012/2013 Budget Authority Amount:	1,469,531	2,029,691	xxxxxxxxxxxxxxxxxxxx
		Non-Appropriated Balance	0
		Total Expenditure/Non-Appr Balance	1,727,681
		Tax Required	730,156
Delinquent Comp Rate:		3.0%	21,905
		Amount of 2013 Ad Valorem Tax	752,061

Adopted Budget Library	Prior Year Actual for 2012	Current Year Estimate for 2013	Proposed Budget Year for 2014
Unencumbered Cash Balance Jan 1	0	0	0
Receipts:			
Ad Valorem Tax	264,184	276,868	xxxxxxxxxxxxxxxxxxxx
Delinquent Tax	2,434	4,749	
Motor Vehicle Tax	39,600	43,645	43,241
Recreational Vehicle Tax	341	479	376
16/20M Vehicle Tax	113	208	169
Neighborhood Revitalization	(4,803)	(4,749)	0
Interest on Idle Funds			
Miscellaneous			
Does miscellaneous exceed 10% Total Rec			
<b>Total Receipts</b>	<b>301,869</b>	<b>321,200</b>	<b>43,786</b>
<b>Resources Available:</b>	<b>301,869</b>	<b>321,200</b>	<b>43,786</b>
Expenditures:			
Public Library Disbursements	301,869	321,200	329,250
Neighborhood Revitalization Rebate			4,876
Miscellaneous			
Does miscellaneous exceed 10% Total Exp			
<b>Total Expenditures</b>	<b>301,869</b>	<b>321,200</b>	<b>334,126</b>
Unencumbered Cash Balance Dec 31	0	0	xxxxxxxxxxxxxxxxxxxx
2012/2013 Budget Authority Amount:	315,700	325,949	xxxxxxxxxxxxxxxxxxxx
		Non-Appropriated Balance	
		Total Expenditure/Non-Appr Balance	334,126
		Tax Required	290,340
Delinquent Comp Rate:		3.0%	8,710
		Amount of 2013 Ad Valorem Tax	299,050

City of Arkansas City

2014

**FUND PAGE FOR FUNDS WITH A TAX LEVY**

Adopted Budget Cherokee Strip Museum 25	Prior Year Actual for 2012	Current Year Estimate for 2013	Proposed Budget Year for 2014
Unencumbered Cash Balance Jan 1	15,604	9,079	0
Receipts:			
Ad Valorem Tax	55,366	46,713	xxxxxxxxxxxxxxxxxxxx
Delinquent Tax	0	9,473	
Motor Vehicle Tax	0	104	6,964
Recreational Vehicle Tax	0	45	61
16/20M Vehicle Tax	0	0	27
Neighborhood Revitalization	0	-1,000	0
Insurance Recovery	0	6,300	0
Interest on Idle Funds			
Miscellaneous			
Does miscellaneous exceed 10% Total Rec			
<b>Total Receipts</b>	<b>55,366</b>	<b>61,635</b>	<b>7,052</b>
<b>Resources Available:</b>	<b>70,970</b>	<b>70,714</b>	<b>7,052</b>
Expenditures:			
Personnel	50,333	58,790	0
Contractual	7,056	0	0
Commodities	230	0	0
Museum Disbursement	55,365	70,000	197,360
Refund of Expenditure	-51,093	-58,076	0
Neighborhood Revitalization Rebate	0	0	3,251
Miscellaneous			
Does miscellaneous exceed 10% Total Exp			
<b>Total Expenditures</b>	<b>61,891</b>	<b>70,714</b>	<b>200,611</b>
Unencumbered Cash Balance Dec 31	9,079	0	xxxxxxxxxxxxxxxxxxxx
2012/2013 Budget Authority Amount:	114,660	70,752	xxxxxxxxxxxxxxxxxxxx
		Non-Appropriated Balance	
		Total Expenditure/Non-Appr Balance	200,611
		Tax Required	193,559
Delinquent Comp Rate:		3.0%	5,807
		Amount of 2013 Ad Valorem Tax	199,366

City of Arkansas City

2014

**FUND PAGE FOR FUNDS WITH NO TAX LEVY**

Adopted Budget	Prior Year	Current Year	Proposed Budget
<b>Special Highway</b>	Actual for 2012	Estimate for 2013	Year for 2014
Unencumbered Cash Balance Jan 1	238,233	271,273	51,990
Receipts:			
State of Kansas Gas Tax	321,448	311,870	323,050
County Transfers Gas	50,940	46,320	47,860
Refund of Expenditures	3,462	0	0
Interest on Idle Funds			
Miscellaneous			
Does miscellaneous exceed 10% Total Rec			
<b>Total Receipts</b>	<b>375,850</b>	<b>358,190</b>	<b>370,910</b>
<b>Resources Available:</b>	<b>614,083</b>	<b>629,463</b>	<b>422,900</b>
Expenditures:			
Personnel	46,356	181,800	24,251
Contractual Services	76,290	26,150	24,559
Commodities	118,000	369,323	327,600
Capital Outlay	62,164	200	900
Transfer to Equipment Reserve Fund	40,000	0	0
Miscellaneous			
Does miscellaneous exceed 10% Total Exp			
<b>Total Expenditures</b>	<b>342,810</b>	<b>577,473</b>	<b>377,310</b>
Unencumbered Cash Balance Dec 31	271,273	51,990	45,590
2012/2013 Budget Authority Amount:	424,700	577,473	

Adopted Budget

Adopted Budget	Prior Year	Current Year	Proposed Budget
<b>Stormwater 15</b>	Actual for 2012	Estimate for 2013	Year for 2014
Unencumbered Cash Balance Jan 1	414,259	468,227	384,547
Receipts:			
Stormwater Fees	193,075	202,100	202,100
Refund of Expenditure	1,259	0	0
Transfer from Sewer	0	150,000	50,000
Interest on Idle Funds	482	1,000	500
Miscellaneous			
Does miscellaneous exceed 10% Total Rec			
<b>Total Receipts</b>	<b>194,816</b>	<b>353,100</b>	<b>252,600</b>
<b>Resources Available:</b>	<b>609,075</b>	<b>821,327</b>	<b>637,147</b>
Expenditures:			
Personnel	92,360	394,780	178,908
Contractual Services	17,414	42,000	37,700
Commodities	546	0	0
Capital Outlay	30,528	0	65,000
Miscellaneous			
Does miscellaneous exceed 10% Total Exp			
<b>Total Expenditures</b>	<b>140,848</b>	<b>436,780</b>	<b>281,608</b>
Unencumbered Cash Balance Dec 31	468,227	384,547	355,539
2012/2013 Budget Authority Amount:	210,850	436,780	

City of Arkansas City

2014

**FUND PAGE FOR FUNDS WITH NO TAX LEVY**

Adopted Budget	Prior Year	Current Year	Proposed Budget
<b>Special Recreation 20</b>	Actual for 2012	Estimate for 2013	Year for 2014
Unencumbered Cash Balance Jan 1	13,577	12,395	7,395
Receipts:			
Alcohol Tax	11,718	15,000	12,000
Interest on Idle Funds			
Miscellaneous			
Does miscellaneous exceed 10% Total Rec			
<b>Total Receipts</b>	<b>11,718</b>	<b>15,000</b>	<b>12,000</b>
<b>Resources Available:</b>	<b>25,295</b>	<b>27,395</b>	<b>19,395</b>
Expenditures:			
Golf Course Contribution	10,000	0	0
Tennis Court Resurfacing	7,900	10,000	0
Refund of Expenditure	-5,000	0	0
Park Improvements	0	10,000	19,395
Miscellaneous			
Does miscellaneous exceed 10% Total Exp			
<b>Total Expenditures</b>	<b>12,900</b>	<b>20,000</b>	<b>19,395</b>
Unencumbered Cash Balance Dec 31	12,395	7,395	0
2012/2013 Budget Authority Amount:	17,000	27,692	

Adopted Budget

Adopted Budget	Prior Year	Current Year	Proposed Budget
<b>Street Maintenance 22</b>	Actual for 2012	Estimate for 2013	Year for 2014
Unencumbered Cash Balance Jan 1	201,679	240,528	0
Receipts:			
Electric Franchise Tax	137,390	0	0
Interest on Idle Funds			
Miscellaneous			
Does miscellaneous exceed 10% Total Rec			
<b>Total Receipts</b>	<b>137,390</b>	<b>0</b>	<b>0</b>
<b>Resources Available:</b>	<b>339,069</b>	<b>240,528</b>	<b>0</b>
Expenditures:			
Street/Sidewalk Materials	98,541	0	0
Close to General Fund	0	240,528	0
Miscellaneous			
Does miscellaneous exceed 10% Total Exp			
<b>Total Expenditures</b>	<b>98,541</b>	<b>240,528</b>	<b>0</b>
Unencumbered Cash Balance Dec 31	240,528	0	0
2012/2013 Budget Authority Amount:	120,000	216,679	

See Tab C

City of Arkansas City

2014

**FUND PAGE FOR FUNDS WITH NO TAX LEVY**

Adopted Budget	Prior Year	Current Year	Proposed Budget
<b>Tourism 23</b>	Actual for 2012	Estimate for 2013	Year for 2014
Unencumbered Cash Balance Jan 1	74,716	74,749	76,749
Receipts:			
Transient Guest Tax	79,624	82,000	82,000
Interest on Idle Funds			
Miscellaneous			
Does miscellaneous exceed 10% Total Rec			
<b>Total Receipts</b>	<b>79,624</b>	<b>82,000</b>	<b>82,000</b>
<b>Resources Available:</b>	<b>154,340</b>	<b>156,749</b>	<b>158,749</b>
Expenditures:			
Tourism Expense	79,591	80,000	110,000
Miscellaneous			
Does miscellaneous exceed 10% Total Exp			
<b>Total Expenditures</b>	<b>79,591</b>	<b>80,000</b>	<b>110,000</b>
Unencumbered Cash Balance Dec 31	74,749	76,749	48,749
2012/2013 Budget Authority Amount:	72,700	80,000	

**See Tab A**

Adopted Budget

Adopted Budget	Prior Year	Current Year	Proposed Budget
<b>Special Alcohol 26</b>	Actual for 2012	Estimate for 2013	Year for 2014
Unencumbered Cash Balance Jan 1	34,721	45,439	45,439
Receipts:			
Alcohol Tax	11,718	15,000	15,000
Interest on Idle Funds			
Miscellaneous			
Does miscellaneous exceed 10% Total Rec			
<b>Total Receipts</b>	<b>11,718</b>	<b>15,000</b>	<b>15,000</b>
<b>Resources Available:</b>	<b>46,439</b>	<b>60,439</b>	<b>60,439</b>
Expenditures:			
"After Prom" Contribution	1,000	1,000	1,000
Other Alcohol Prevention Programs	0	14,000	14,000
Miscellaneous			
Does miscellaneous exceed 10% Total Exp			
<b>Total Expenditures</b>	<b>1,000</b>	<b>15,000</b>	<b>15,000</b>
Unencumbered Cash Balance Dec 31	45,439	45,439	45,439
2012/2013 Budget Authority Amount:	8,000	45,721	

City of Arkansas City

2014

**FUND PAGE FOR FUNDS WITH NO TAX LEVY**

Adopted Budget	Prior Year	Current Year	Proposed Budget
<b>Economic Development 30</b>	Actual for 2012	Estimate for 2013	Year for 2014
Unencumbered Cash Balance Jan 1	161,389	107,745	0
Receipts:			
Electric Franchise Tax	0	0	0
Interest on Idle Funds			
Miscellaneous			
Does miscellaneous exceed 10% Total Rec			
<b>Total Receipts</b>	<b>0</b>	<b>0</b>	<b>0</b>
<b>Resources Available:</b>	<b>161,389</b>	<b>107,745</b>	<b>0</b>
Expenditures:			
Chamber Community Development	20,100	0	0
Cowley First Contribution	30,000	0	0
Contractual Expenditures	3,544	0	0
Close to General Fund	0	107,745	0
Miscellaneous			
Does miscellaneous exceed 10% Total Exp			
<b>Total Expenditures</b>	<b>53,644</b>	<b>107,745</b>	<b>0</b>
Unencumbered Cash Balance Dec 31	107,745	0	0
2012/2013 Budget Authority Amount:	105,500	55,889	

**See Tab C**

Adopted Budget

	Prior Year	Current Year	Proposed Budget
<b>Hospital Improvement 42</b>	Actual for 2012	Estimate for 2013	Year for 2014
Unencumbered Cash Balance Jan 1	617,271	641,202	642,202
Receipts:			
Sales Tax	773,371	775,000	775,000
Contributions	3,200	0	0
Interest on Idle Funds	560	1,000	600
Miscellaneous			
Does miscellaneous exceed 10% Total Rec			
<b>Total Receipts</b>	<b>777,131</b>	<b>776,000</b>	<b>775,600</b>
<b>Resources Available:</b>	<b>1,394,402</b>	<b>1,417,202</b>	<b>1,417,802</b>
Expenditures:			
Hospital Disbursement	753,200	775,000	775,000
Miscellaneous			
Does miscellaneous exceed 10% Total Exp			
<b>Total Expenditures</b>	<b>753,200</b>	<b>775,000</b>	<b>775,000</b>
Unencumbered Cash Balance Dec 31	641,202	642,202	642,802
2012/2013 Budget Authority Amount:	1,350,000	824,771	

City of Arkansas City

2014

**FUND PAGE FOR FUNDS WITH NO TAX LEVY**

Adopted Budget	Prior Year	Current Year	Proposed Budget
Street Improvement 58	Actual for 2012	Estimate for 2013	Year for 2014
Unencumbered Cash Balance Jan 1	840,519	783,707	1,262,207
<b>Receipts:</b>			
Sales Tax	773,371	775,000	175,000
Interest on Idle Funds	903	2,000	200
Refund of Expenditures	1,500	1,500	
Miscellaneous			
Does miscellaneous exceed 10% Total Rec			
<b>Total Receipts</b>	<b>775,774</b>	<b>778,500</b>	<b>175,200</b>
<b>Resources Available:</b>	<b>1,616,293</b>	<b>1,562,207</b>	<b>1,437,407</b>
<b>Expenditures:</b>			
Contractual services	47,562	300,000	1,200,000
Commodities	23,710	0	0
Transfer to Street Project - Constr Fund	761,314	0	0
Miscellaneous			
Does miscellaneous exceed 10% Total Exp			
<b>Total Expenditures</b>	<b>832,586</b>	<b>300,000</b>	<b>1,200,000</b>
Unencumbered Cash Balance Dec 31	783,707	1,262,207	237,407
2012/2013 Budget Authority Amount:	835,000	800,000	

Adopted Budget

Adopted Budget	Prior Year	Current Year	Proposed Budget
Water 16	Actual for 2012	Estimate for 2013	Year for 2014
Unencumbered Cash Balance Jan 1	2,630,617	3,095,869	2,558,798
<b>Receipts:</b>			
Water Sales	3,529,592	3,300,000	3,500,000
Water Service Fees	133,912	113,100	123,100
Bad Debt Collection	8,805	65,000	5,000
Refund of Expenditures	7,049	100	0
Interest on Idle Funds	3,707	5,100	3,800
Miscellaneous	6,185	0	0
Does miscellaneous exceed 10% Total Rec			
<b>Total Receipts</b>	<b>3,689,250</b>	<b>3,483,300</b>	<b>3,631,900</b>
<b>Resources Available:</b>	<b>6,319,867</b>	<b>6,579,169</b>	<b>6,190,698</b>
<b>Expenditures:</b>			
Personnel	1,147,819	852,625	931,685
Contractual	592,471	1,500,000	954,610
Commodities	565,010	574,650	619,000
Capital Outlay	153,674	400,000	221,600
Principal & Interest Payments	165,024	60,119	57,462
Transfer to General Fund	450,000	467,000	550,000
Transfer to Debt Service Fund	150,000	165,977	150,000
Transfer to Equipment Reserve Fund	0	0	0
Miscellaneous	0	0	0
Does miscellaneous exceed 10% Total Exp			
<b>Total Expenditures</b>	<b>3,223,998</b>	<b>4,020,371</b>	<b>3,484,357</b>
Unencumbered Cash Balance Dec 31	3,095,869	2,558,798	2,706,341
2012/2013 Budget Authority Amount:	3,337,119	4,020,371	



City of Arkansas City

2014

**FUND PAGE FOR FUNDS WITH NO TAX LEVY**

Adopted Budget <b>Sewer 18</b>	Prior Year Actual for 2012	Current Year Estimate for 2013	Proposed Budget Year for 2014
Unencumbered Cash Balance Jan 1	771,637	1,068,111	801,001
<b>Receipts:</b>			
Sewer Collection Fees	1,853,905	1,845,000	1,845,000
Service Fees	73,137	22,000	22,000
Refund of Expenditures	783	0	0
Interest on Idle Funds	3,460	3,500	3,500
Miscellaneous			
Does miscellaneous exceed 10% Total Rec			
<b>Total Receipts</b>	<b>1,931,285</b>	<b>1,870,500</b>	<b>1,870,500</b>
<b>Resources Available:</b>	<b>2,702,922</b>	<b>2,938,611</b>	<b>2,671,501</b>
<b>Expenditures:</b>			
Personnel	679,215	513,800	551,919
Contractual	225,729	678,430	347,000
Commodities	127,085	183,465	185,950
Capital Outlay	102,650	100,000	288,500
Principal & Interest Payment	50,132	50,601	0
Transfer to General Fund	300,000	270,000	450,000
Transfer to Debt Service Fund	150,000	0	0
Transfer to Stormwater Fund	0	150,000	50,000
Transfer to Equipment Reserve Fund	0	150,000	0
Transfer to Construction Fund	0	41,314	0
Miscellaneous			
Does miscellaneous exceed 10% Total Exp			
<b>Total Expenditures</b>	<b>1,634,811</b>	<b>2,137,610</b>	<b>1,873,369</b>
Unencumbered Cash Balance Dec 31	1,068,111	801,001	798,132
2012/2013 Budget Authority Amount:	1,769,440	2,137,610	

Adopted Budget

<b>Sanitation 19</b>	Prior Year Actual for 2012	Current Year Estimate for 2013	Proposed Budget Year for 2014
Unencumbered Cash Balance Jan 1	525,802	623,110	522,210
<b>Receipts:</b>			
Refuse Collection	1,420,370	1,430,000	1,430,000
Flatbed & Service Fees	47,340	37,000	8,500
Refund of Expenditures	372	0	0
Interest on Idle Funds	787	1,000	1,000
Miscellaneous	860	1,100	300
Does miscellaneous exceed 10% Total Rec			
<b>Total Receipts</b>	<b>1,469,729</b>	<b>1,469,100</b>	<b>1,439,800</b>
<b>Resources Available:</b>	<b>1,995,531</b>	<b>2,092,210</b>	<b>1,962,010</b>
<b>Expenditures:</b>			
Personnel	695,931	637,335	647,030
Contractual	363,629	356,350	364,680
Commodities	124,396	123,200	130,500
Capital Outlay	23,465	273,115	660,900
Transfer to General Fund	165,000	180,000	150,000
Transfer to Equipment Replacement Fund			
Miscellaneous			
Does miscellaneous exceed 10% Total Exp			
<b>Total Expenditures</b>	<b>1,372,421</b>	<b>1,570,000</b>	<b>1,953,110</b>
Unencumbered Cash Balance Dec 31	623,110	522,210	8,900
2012/2013 Budget Authority Amount:	1,454,001	1,580,000	

City of Arkansas City

**NON-BUDGETED FUNDS (A)**

2014

*(Only the actual budget year for 2012 is to be shown)*

Non-Budgeted Funds

(1) Fund Name: (2) Fund Name: (3) Fund Name: (4) Fund Name: (5) Fund Name:

Equipment Reserve 54		Capital Improvement 68		Unencumbered	Unencumbered	Total
Cash Balance Jan 1	Unencumbered	Cash Balance Jan 1	Unencumbered	Cash Balance Jan 1	Unencumbered	Total
88,224		789,835				878,059
Receipts:						
TRSF Fr General	104,280	State Revenue	464,483			
TRSF Fr Water	0	Federal Revenue	225,328			
TRSF Fr Sewer	0	Paid Direct to City	290,000			
TRSF Fr Sanitation	5,000	Refund of Expend	587			
TRSF Fr Special Hwy	40,000	TRSF Fr Street Imp 58	761,314			
Interest Income	136	Interest Income	774			
Total Receipts	149,416	Total Receipts	1,742,486	0	0	1,891,902
Resources Available:	237,640	Resources Available:	2,532,321	0	0	2,769,961
Expenditures:						
Equipment	36,992	Pmt to Contractors	1,604,441			
		Engineering	176,409			
		Interest Income	133,300			
		Construction Costs	7,930			
		Equipment & Land	42,156			
Total Expenditures	36,992	Total Expenditures	1,964,236	0	0	2,001,228
Cash Balance Dec 31	200,648	Cash Balance Dec 31	568,085	0	0	768,733
						**
						**

\*\*Note: These two block figures should agree.

**NOTICE OF BUDGET HEARING**

2014

The governing body of

**City of Arkansas City**

will meet on August 6, 2013 at 5:30 PM at City Hall Commission Chambers for the purpose of hearing and answering objections of taxpayers relating to the proposed use of all funds and the amount of ad valorem tax. Detailed budget information is available at City Hall, City Manager's Office and will be available at this hearing.

**BUDGET SUMMARY**

Proposed Budget 2014 Expenditures and Amount of 2013 Ad Valorem Tax establish the maximum limits of the 2014 budget. Estimated Tax Rate is subject to change depending on the final assessed valuation.

FUND	Prior Year Actual for 2012		Current Year Estimate for 2013		Proposed Budget Year for 2014		
	Expenditures	Actual Tax Rate *	Expenditures	Actual Tax Rate *	Budget Authority for Expenditures	Amount of 2013 Ad Valorem Tax	Estimate Tax Rate *
General	7,979,896	46.197	8,545,887	38.526	8,815,482	2,177,255	43.680
Debt Service	1,356,315	15.168	1,816,319	23.169	1,727,681	752,061	15.088
Library	301,869	5.891	321,200	6.002	334,126	299,050	6.000
Cherokee Strip Museum 25	61,891	1.279	70,714	0.967	200,611	199,366	4.000
Special Highway	342,810		577,473		377,310		
Stormwater 15	140,848		436,780		281,608		
Special Recreation 20	12,900		20,000		19,395		
Street Maintenance 22	98,541		240,528		0		
Tourism 23	79,591		80,000		110,000		
Special Alcohol 26	1,000		15,000		15,000		
Economic Development 30	53,644		107,745		0		
Hospital Improvement 42	753,200		775,000		775,000		
Street Improvement 58	832,586		300,000		1,200,000		
Water 16	3,223,998		4,020,371		3,484,357		
Sewer 18	1,634,811		2,137,610		1,873,369		
Sanitation 19	1,372,421		1,570,000		1,953,110		
Non-Budgeted Funds	2,001,228						
Totals	20,247,549	68.535	21,034,627	68.664	21,167,049	3,427,732	68.768
Less: Transfers	2,121,367		1,787,564		1,355,000		
Net Expenditure	18,126,182		19,247,063		19,812,049		
Total Tax Levied Assessed	3,171,128		3,420,966		XXXXXXXXXXXXXXXXXX		
Valuation	46,271,228		49,822,907		49,845,023		
Outstanding Indebtedness, January 1,							
G.O. Bonds	2011 6,805,500		2012 6,070,000		2013 4,305,000		
Revenue Bonds	0		0		0		
Other	8,025,976		7,093,877		6,999,813		
Lease Purchase Principal	427,071		364,998		298,879		
Total	15,258,547		13,528,875		11,603,691		

\*Tax rates are expressed in mills

Kathleen A. Cornwell  
City Official Title: Finance Director

**2014 Neighborhood Revitalization Rebate**

Budgeted Funds 2014	for	2013 Ad Valorem before Rebate**	2013 Mil Rate before Rebate	Estimate 2014 NR Rebate
General		2,140,689	42.947	35,501
Debt Service		739,430	14.835	12,263
Library		294,028	5.899	4,876
Cherokee Strip Museum 25		196,017	3.933	3,251
	0			
	0			
	0			
	0			
	0			
	0			
	0			
	0			
	0			
	0			
<b>TOTAL</b>		<b>3,370,164</b>	<b>67.613</b>	<b>55,891</b>

2013 July 1 Valuation: 49,845,023

Valuation Factor: 49,845.023

Neighborhood Revitalization Subj to Rebate: 826,630

Neighborhood Revitalization factor: 826.630

\*\*This information comes from the 2014 Budget Summary page. See instructions tab #13 for completing the Neighborhood Revitalization Rebate table.

AFFIDAVIT OF PUBLICATION

STATE OF KANSAS, COWLEY COUNTY,  
 ss: ARTY HICKS

being first duly sworn, deposes and says: That he is advertising director of The Arkansas City Daily Traveler, a Daily newspaper printed in the State of Kansas, and published in and of a general circulation on a Daily basis in Cowley County, Kansas and that said newspaper is not a trade, religious or fraternal publication.

Said newspaper is a daily published at least weekly 50 times a year; has been so published continuously and uninterruptedly in said county and state for a period of more than five years prior to the first publication of said notice; and has been admitted at the post office of Arkansas City in said County as second class matter.

That the attached notice is a true copy thereof and was published in a true the regular and entire issue of said newspaper for one consecutive day (week, days), the first publication thereof being made as aforesaid in the 19<sup>th</sup> day of July, 2013 with subsequent publication being made on the following dates:

\_\_\_\_\_, 2013 \_\_\_\_\_, 2013  
 \_\_\_\_\_, 2013 \_\_\_\_\_, 2013  
 \_\_\_\_\_, 2013 \_\_\_\_\_, 2013

*[Signature]*  
 \_\_\_\_\_  
 (ARTY HICKS)

Subscribed and sworn to before me this 26<sup>th</sup> day of July, 2013

*[Signature]*  
 \_\_\_\_\_  
 Notary Public  
**CAROL S. KINCAID**  
 Notary Public - State of Kansas  
 My Appt. Expires \_\_\_\_\_

My commission expires: Jan. 10, 2016  
 Printers fee \$ 94.50  
 Additional Copies \$ 1.50



(First published in the Arkansas City Traveler, Friday, July 19, 2013.)

NOTICE OF BUDGET HEARING

The governing body of City of Arkansas City will meet on August 6, 2013 at 5:30 PM at City Hall Commission Chambers for the purpose of hearing and answering objections of taxpayers relating to the proposed use of all funds and the amount of ad valorem tax. Detailed budget information is available at City Hall, City Manager's Office and will be available at this hearing.

2014

BUDGET SUMMARY

Proposed Budget 2014 Expenditures and Amount of 2013 Ad Valorem Tax establish the maximum limits of the 2014 budget. Estimated Tax Rate is subject to change depending on the final assessed valuation.

FUND	Prior Year Actual for 2012		Current Year Estimate for 2013		Proposed Budget Year for 2014		
	Expenditures	Actual Tax Rate *	Expenditures	Actual Tax Rate *	Budget Authority for Expenditures	Amount of 2013 Ad Valorem Tax	Estimate Tax Rate *
General	7,979,806	46.197	8,545,887	38.526	8,815,482	2,177,255	43.680
Debt Service	1,356,315	15.168	1,816,319	23.169	1,727,681	752,061	15.088
Library	301,869	5.891	321,200	6.002	334,126	299,050	6.000
Cherokee Strip Museum 25	61,891	1.279	70,714	0.967	200,611	199,366	4.000
Special Highway	342,810		577,473		377,310		
Stormwater 15	140,848		436,780		281,608		
Special Recreation 20	12,900		20,000		19,395		
Street Maintenance 22	98,541		240,528		0		
Tourism 23	79,391		85,000		110,000		
Special Alcohol 26	1,000		15,800		15,000		
Economic Development 30	53,644		107,745		0		
Hospital Improvement 42	753,200		775,000		775,000		
Street Improvement 58	832,586		300,000		1,200,000		
Water 16	3,223,998		4,020,371		3,484,357		
Sewer 18	1,634,811		2,137,610		1,873,369		
Sanitation 19	1,372,421		1,570,000		1,953,110		
Non-Budgeted Funds	2,001,228						
Totals	20,247,549	68.535	21,034,627	68.664	21,167,049	3,427,732	68.768
Less: Transfers	2,121,367		1,787,564		1,355,000		
Net Expenditure	18,126,182		19,247,063		19,812,049		
Total Tax Levied Assessed Valuation	3,171,128		3,420,966		49,845,023		
Outstanding Indebtedness, January 1, 2011	6,805,500		6,070,000		4,305,000		
G.O. Bonds	0		0		0		
Revenue Bonds	8,023,976		7,093,877		6,999,813		
Other	427,071		364,998		298,879		
Lease Purchase Principal	15,258,547		13,528,875		11,603,691		

\*Tax rates are expressed in mills  
 Kathleen A. Cornwell  
 City Official Title: Finance Director

(First Published in the Arkansas City Traveler, August 22, 2013)

**ORDINANCE NO. 2013-08-4340**

**AN ORDINANCE ATTESTING TO AN INCREASE IN TAX REVENUES FOR BUDGET YEAR 2014 FOR THE CITY OF ARKANSAS CITY.**

**WHEREAS**, the City of Arkansas City must continue to provide services to protect the health, safety, and welfare of the citizens of this community; and

**WHEREAS**, the cost of providing essential services to the citizens of this city continues to increase.

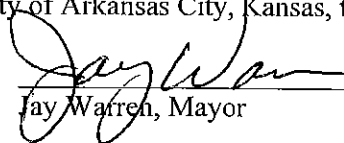
**NOW THEREFORE, BE IT ORDAINED BY THE GOVERNING BODY OF THE CITY OF ARKANSAS CITY:**



**SECTION ONE:** In accordance with state law, the City of Arkansas City has scheduled a public hearing and has prepared the proposed budget necessary to fund city services from January 1, 2014 until December 31, 2014.

**SECTION TWO:** After careful public deliberations, the governing body has determined that in order to maintain the public services that are essential for the citizens of this city, it will be necessary to budget property tax revenues in an amount exceeding the levy in the 2013 budget.

**SECTION THREE:** This ordinance shall take effect after publication once in the official city newspaper.

**PASSED AND APPROVED** by the Governing Body of the City of Arkansas City, Kansas, this 20<sup>th</sup> day of August, 2013.

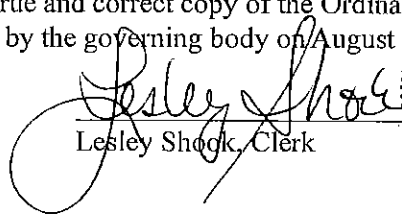
  
Jay Warren, Mayor


  
  
Lesley Shook, City Clerk

**CERTIFICATE**

I, hereby certify that the above and foregoing is a true and correct copy of the Ordinance 2013-08-4340 of the City of Arkansas City, Kansas adopted by the governing body on August 20, 2013.

DATED: 8-22-2013

  
Lesley Shook, Clerk



(Published in the *Arkansas City Traveler*, on August 13, 2008 and on August 20, 2008).

#### CHARTER ORDINANCE NO. 19

**A CHARTER ORDINANCE OF THE CITY OF ARKANSAS CITY, KANSAS, REPEALING CHARTER ORDINANCE 8 AND 8A, AND EXEMPTING SUCH CITY FROM THE PROVISIONS OF K.S.A. 12-1220 RELATING TO LIBRARIES, AND PROVIDING SUBSTITUTE AND ADDITIONAL PROVISIONS RELATING THERETO.**

**WHEREAS**, Article 12, Section 5 of the Constitution of the State of Kansas (the "Act") provides that cities may exercise certain home rule powers, including adopting charter ordinances which exempt such cities from enactments of the Kansas Legislature; and

**WHEREAS**, the City of Arkansas City, Kansas (the "City") is a city, as defined in the Act, duly created and organized under the laws of the State of Kansas (the "State"); and

**WHEREAS**, K.S.A. 12-1220 is a part of an enactment of the Kansas Legislature (K.S.A. 12-1218, *et seq.*) relating to libraries, which enactment is applicable to the City but is not uniformly applicable to all cities within the State; and

**WHEREAS**, the governing body of the City desires, by charter ordinance, to exempt the City from the provisions of K.S.A. 12-1220, and to provide substitute and additional provisions therefor in order to provide a mill levy limitation to operate the City library.

**NOW, THEREFORE, BE IT ORDAINED BY THE GOVERNING BODY OF THE CITY OF ARKANSAS CITY, KANSAS, AS FOLLOWS:**

**Section 1. Exemption-K.S.A. 12-1220.** The City, by the power vested in it by the Act, hereby elects to exempt itself from and make inapplicable to it the provisions of K.S.A. 12-1220 and does hereby provide the following substitute and additional provisions in place thereof (modifications to the statutory language in italics):

The governing body of any municipality may by resolution, and shall, upon presentation of a petition signed by ten percent (10%) of the qualified electors of such municipality determined upon the basis of the total vote cast for the secretary of state at the last preceding general election, cause to be submitted to the voters of such municipality at the first local or general election thereafter, or if the petition so requires, at a special election called for that purpose, the question of the establishment and maintenance of a library by such municipality. If a majority of the votes cast at such election on such proposition shall be in the affirmative, the governing body shall forthwith establish such library and is hereby authorized to and shall annually levy a tax for the maintenance *and employee benefits* of such library in such sum as the library board shall determine within the limitations fixed by law, *but in no event shall the amount of such levy exceed six mills*, and to pay a portion of the principal and interest on bonds issued under the authority of K.S.A. 12- 1774, and amendments thereto, by cities located in the county.

Such tax shall be levied and collected in like manner as other taxes of the municipality and, except for an amount to pay a portion of the principal and interest on bonds issued under the


authority of K.S.A. 12-1774, and amendments thereto, by cities located in the county, shall be kept in a separate fund to be known as the library fund of such municipality. If the territory of the municipality includes another municipality which is then maintaining a library, the proposition to establish a library by the larger municipality shall not be voted upon by the residents of the included municipality, nor shall a levy to establish or maintain such library be assessed against property therein, unless the library board and governing body of the included municipality shall give notice in writing that they desire to participate in the library to be established and to pay the tax for the establishment and maintenance thereof as other parts of the municipality establishing such library.


**Section 2. Repeal.** As the mandates contained in Section 1 conflict with the mandates contained in Charter Ordinance 8 and 8A, and the statute modified by those Charter Ordinances has been repealed by the State of Kansas, those Charter Ordinances are hereby repealed in full.

**Section 3. Non-severability.** If any provision or section of this Charter Ordinance is deemed or ruled unconstitutional or otherwise illegal or invalid by any court of competent jurisdiction, this entire Ordinance shall be invalid.

**Section 4. Effective Date.** This Charter Ordinance shall be published once a week for two consecutive weeks in the official City newspaper, and shall take effect sixty (60) days after final publication, unless a petition signed by a number of electors of the City equal to not less than ten percent (10%) of the number of electors who voted at the last preceding regular City election shall be filed in the office of the City Clerk, demanding that this Charter Ordinance be submitted to a vote of the electors, in which event this Charter Ordinance shall take effect when approved by a majority of the electors voting at an election held for such a purpose.

**PASSED** by the governing body of the City by not less than two-thirds of the members-elect of the governing body on August 5, 2008 and signed by the Mayor.

The seal of the City of Arkansas City is circular with the text "CITY OF ARKANSAS CITY" around the perimeter and "ATTEST SEAL" in the center. A signature is written over the seal.  
LESTLEY SHOOK, City Clerk

  
Mell Kuhn, Mayor

DRAFTED AND APPROVED AS TO FORM:

  
TAMARA L. NILES, City Attorney

[BALANCE OF THIS PAGE INTENTIONALLY LEFT BLANK]